Performance Summary

(Portfolio Analyst Professional - build_20190115.1)

Total Net Profit:	$226,765.00	Max Drawdown:	($13,711.88)
Gross Profit:	$913,411.25	As % of Initial Equity:	45.71%
Gross Loss:	($686,646.25)	As % of Total Equity:	5.34%
Profit Factor:	1.330	Max Drawdown Date:	12/8/2011
Pessimistic RR:	1.263	Max Intraday Drawdown:	($16,397.50)
Open Position P/L	$0.00	As % of Initial Equity:	54.66%
Total Trades:	3446	As % of Total Equity:	6.39%
Winning Trades:	2473	Max Intraday Drawdown Date:	12/9/2011
Losing Trades:	973	Longest Drawdown:	441 days
Even Trades:	0	Recovery Factor:	16.54
% Profitable:	71.76%	NP/MaxDD	16.54
		NP/Intraday MaxDD	13.83
		Max Runup:	$228,063.75
Avg. Trade Net Profit:	$65.81	As % of Initial Equity:	760.21%
Avg. Winning Trade:	$369.35	As % of Total Equity:	88.82%
Avg. Losing Trade:	($705.70)	Max Runup Date:	1/25/2018
Ratio Ave Win:Ave Loss:	0.523	Longest Runup:	5787 days
Largest Win:	$5,574.38, 0.61%	Initial Capital:	$30,000.00
Largest Loss:	($2,441.25), -0.36%	Margin Requirements:	$35,315.00
Max Cons. Winners:	33	Return on Initial Capital:	755.88%
Max Cons. Losers:	8	Annual Rate of Return:	46.01%
		Avg. Monthly Return:	$1,150.34, 3.83%
Trading Period:	5996	Std. Deviation of Monthly Return:	$3,012.29
	1/3/2003 - 6/3/2019	% Profitable Months:	62.89%
Total Trading Days:	2134		
Longest Flat Period:	29 days	Sharpe Ratio:	0.350
		Sortino Ratio:	0.248
Max Futures Contracts:	5	Sterling Ratio:	0.026
Max Forex Contracts:	0	MAR Ratio:	1.031
Max Shares:	0	Efficiency Factor:	0.248
Total Systems:	6	Total Commission:	$17,230.00
		Total Slippage:	$87,655.00

Periodical Returns - Annual

Period	Net Profit	Return on IE	Return on TE	# Trades	Profit Factor	% Profitable
2019	$8,575.63	28.59%	3.46%	23	2.87	69.57%
2018	$2,876.88	9.59%	1.17%	232	1.05	63.79%
2017	$19,594.38	65.31%	8.68%	236	1.52	75.00%
2016	$6,865.00	22.88%	3.14%	227	1.14	64.76%
2015	$1,460.00	4.87%	0.67%	225	1.02	66.67%
2014	$21,888.75	72.96%	11.20%	244	1.50	70.90%
2013	$10,558.75	35.20%	5.71%	221	1.27	74.66%
2012	$16,533.13	55.11%	9.82%	206	1.40	68.93%
2011	$9,626.25	32.09%	6.06%	260	1.14	68.46%
2010	$27,813.13	92.71%	21.24%	235	1.72	73.62%
2009	$14,505.00	48.35%	12.45%	269	1.26	72.49%
2008	$23,648.75	78.83%	25.48%	197	1.61	72.59%
2007	$6,592.50	21.98%	7.65%	206	1.15	70.39%
2006	$15,475.63	51.59%	21.87%	192	1.54	77.08%
2005	($3,604.38)	(12.01%)	(4.85%)	125	0.88	68.00%
2004	$12,398.75	41.33%	20.01%	161	1.49	76.40%
2003	$31,956.88	106.52%	106.52%	219	2.01	80.37%

Periodical Returns - Monthly

Period	Net Profit	Return on IE	Return on TE	# Trades	Profit Factor	% Profitable
6/2019	$513.75	1.71%	0.20%	1	100.00	100.00%
5/2019	$2,812.50	9.38%	1.11%	1	100.00	100.00%
4/2019	($562.50)	(1.88%)	(0.22%)	1	0.00	0.00%
3/2019	$2,296.88	7.66%	0.91%	1	100.00	100.00%
2/2019	($843.75)	(2.81%)	(0.33%)	1	0.00	0.00%
1/2019	$4,358.75	14.53%	1.95%	23	1.95	69.57%
12/2018	($408.75)	(1.36%)	(0.18%)	7	0.81	42.86%
11/2018	($471.25)	(1.57%)	(0.21%)	14	0.90	57.14%
10/2018	($2,361.25)	(7.87%)	(1.04%)	13	0.53	38.46%
9/2018	($2,501.25)	(8.34%)	(1.09%)	29	0.68	65.52%
8/2018	$6,811.25	22.70%	3.06%	34	2.67	82.35%
7/2018	$1,732.50	5.78%	0.78%	13	1.87	69.23%
6/2018	($2,205.63)	(7.35%)	(0.99%)	26	0.65	65.38%
5/2018	($131.88)	(0.44%)	(0.06%)	41	0.99	68.29%
4/2018	($4,195.63)	(13.99%)	(1.85%)	13	0.40	30.77%
3/2018	$1,153.13	3.84%	0.51%	20	1.26	70.00%
2/2018	($3,365.00)	(11.22%)	(1.47%)	6	0.17	16.67%
1/2018	$8,820.63	29.40%	4.00%	33	2.35	66.67%
12/2017	$148.75	0.50%	0.07%	27	1.02	66.67%
11/2017	$3,340.63	11.14%	1.54%	33	1.69	78.79%
10/2017	$4,166.25	13.89%	1.95%	26	2.68	84.62%
9/2017	($256.88)	(0.86%)	(0.12%)	19	0.94	73.68%
8/2017	$3,014.38	10.05%	1.43%	13	3.09	76.92%
7/2017	$4,525.00	15.08%	2.20%	22	9.42	86.36%
6/2017	($1,596.88)	(5.32%)	(0.77%)	20	0.71	65.00%
5/2017	$2,955.63	9.85%	1.45%	25	1.95	80.00%
4/2017	$2,327.50	7.76%	1.15%	13	2.94	61.54%
3/2017	($403.75)	(1.35%)	(0.20%)	16	0.91	68.75%
2/2017	$3,636.25	12.12%	1.83%	26	2.89	80.77%
1/2017	($2,262.50)	(7.54%)	(1.12%)	21	0.66	47.62%
12/2016	($220.00)	(0.73%)	(0.11%)	23	0.95	56.52%
11/2016	$1,873.13	6.24%	0.94%	27	1.64	77.78%
10/2016	($3,773.13)	(12.58%)	(1.86%)	15	0.32	33.33%
9/2016	($2,602.50)	(8.68%)	(1.26%)	11	0.39	36.36%
8/2016	($2,301.88)	(7.67%)	(1.11%)	26	0.59	61.54%
7/2016	$3,576.25	11.92%	1.75%	23	4.05	69.57%
6/2016	$2,280.63	7.60%	1.13%	17	1.39	47.06%
5/2016	$918.13	3.06%	0.46%	17	1.40	70.59%
4/2016	($4,490.63)	(14.97%)	(2.18%)	25	0.47	56.00%
3/2016	$3,953.75	13.18%	1.96%	37	1.83	78.38%
2/2016	$2,172.50	7.24%	1.09%	19	1.35	52.63%
1/2016	$5,478.75	18.26%	2.82%	7	6.94	71.43%
12/2015	($3,141.25)	(10.47%)	(1.59%)	12	0.35	41.67%
11/2015	($3,387.50)	(11.29%)	(1.69%)	26	0.60	57.69%
10/2015	$5,231.88	17.44%	2.67%	29	2.67	79.31%
9/2015	($164.38)	(0.55%)	(0.08%)	12	0.97	50.00%
8/2015	($2,246.25)	(7.49%)	(1.13%)	16	0.71	50.00%
7/2015	$3,053.13	10.18%	1.57%	22	1.68	72.73%
6/2015	($3,085.00)	(10.28%)	(1.56%)	14	0.37	57.14%
5/2015	($711.25)	(2.37%)	(0.36%)	22	0.87	68.18%
4/2015	$1,538.13	5.13%	0.78%	29	1.31	68.97%
3/2015	($950.00)	(3.17%)	(0.48%)	15	0.80	53.33%
2/2015	$403.13	1.34%	0.20%	26	1.10	80.77%
1/2015	$4,919.38	16.40%	2.55%	14	2.53	71.43%
12/2014	($3,283.13)	(10.94%)	(1.67%)	22	0.59	50.00%
11/2014	$6,582.50	21.94%	3.47%	34	5.50	85.29%

10/2014	$4,928.75	16.43%	2.67%	22	2.22	68.18%
9/2014	($456.88)	(1.52%)	(0.25%)	19	0.88	63.16%
8/2014	$3,581.25	11.94%	1.97%	16	7.69	68.75%
7/2014	$15.63	0.05%	0.01%	25	1.00	52.00%
6/2014	$239.38	0.80%	0.13%	19	1.10	73.68%
5/2014	$1,986.25	6.62%	1.11%	30	1.36	70.00%
4/2014	$1,780.63	5.94%	1.00%	21	1.40	76.19%
3/2014	$5,350.00	17.83%	3.11%	26	3.22	76.92%
2/2014	$1,425.63	4.75%	0.84%	13	2.14	76.92%
1/2014	($261.25)	(0.87%)	(0.15%)	17	0.96	52.94%
12/2013	($2,416.88)	(8.06%)	(1.39%)	26	0.61	73.08%
11/2013	$2,743.75	9.15%	1.61%	22	2.43	77.27%
10/2013	$1,969.38	6.56%	1.17%	18	1.95	83.33%
9/2013	$585.00	1.95%	0.35%	24	1.14	75.00%
8/2013	($5,025.63)	(16.75%)	(2.90%)	10	0.25	30.00%
7/2013	$1,288.13	4.29%	0.75%	21	1.57	76.19%
6/2013	$370.00	1.23%	0.22%	9	1.18	44.44%
5/2013	$114.38	0.38%	0.07%	23	1.02	69.57%
4/2013	$3,311.88	11.04%	1.97%	24	1.82	75.00%
3/2013	$2,601.25	8.67%	1.57%	26	2.04	73.08%
2/2013	$2,808.13	9.36%	1.73%	23	1.72	78.26%
1/2013	$2,209.38	7.36%	1.38%	15	2.05	73.33%
12/2012	$3,505.63	11.69%	2.23%	21	2.22	85.71%
11/2012	$2,276.25	7.59%	1.47%	7	3.47	71.43%
10/2012	($5,354.38)	(17.85%)	(3.35%)	18	0.32	38.89%
9/2012	$2,205.63	7.35%	1.40%	17	1.99	76.47%
8/2012	$2,526.88	8.42%	1.63%	27	1.77	70.37%
7/2012	($1,995.00)	(6.65%)	(1.27%)	24	0.79	45.83%
6/2012	$5,036.88	16.79%	3.31%	25	2.40	80.00%
5/2012	$58.75	0.20%	0.04%	7	1.02	42.86%
4/2012	($2,244.38)	(7.48%)	(1.45%)	13	0.49	30.77%
3/2012	$2,548.75	8.50%	1.68%	19	1.65	78.95%
2/2012	$4,047.50	13.49%	2.74%	25	3.03	76.00%
1/2012	$3,920.63	13.07%	2.73%	24	1.97	66.67%
12/2011	$293.13	0.98%	0.20%	29	1.05	65.52%
11/2011	($5,879.38)	(19.60%)	(3.93%)	29	0.51	51.72%
10/2011	$3.75	0.01%	0.00%	24	1.00	62.50%
9/2011	($4,306.25)	(14.35%)	(2.80%)	29	0.61	62.07%
8/2011	$8,718.75	29.06%	6.01%	17	5.04	58.82%
7/2011	$551.88	1.84%	0.38%	24	1.09	66.67%
6/2011	$1,415.63	4.72%	0.99%	12	1.46	66.67%
5/2011	($990.00)	(3.30%)	(0.69%)	20	0.86	55.00%
4/2011	$5,053.75	16.85%	3.64%	28	2.50	82.14%
3/2011	($1,151.88)	(3.84%)	(0.82%)	22	0.78	54.55%
2/2011	$1,033.13	3.44%	0.74%	20	1.22	80.00%
1/2011	$4,883.75	16.28%	3.64%	24	4.30	79.17%
12/2010	$7,507.50	25.03%	5.92%	30	13.89	83.33%
11/2010	($1,518.75)	(5.06%)	(1.18%)	23	0.82	56.52%
10/2010	$1,041.25	3.47%	0.82%	22	1.27	63.64%
9/2010	$4,088.13	13.63%	3.32%	27	2.68	77.78%
8/2010	$650.00	2.17%	0.53%	21	1.09	61.90%
7/2010	$693.13	2.31%	0.57%	16	1.24	56.25%
6/2010	$4,810.63	16.04%	4.11%	19	2.91	78.95%
5/2010	$865.63	2.89%	0.75%	15	1.23	60.00%
4/2010	$4,335.00	14.45%	3.88%	24	1.99	66.67%
3/2010	$4,058.75	13.53%	3.77%	32	3.16	81.25%
2/2010	($760.63)	(2.54%)	(0.31%)	10	0.77	60.00%
1/2010	$2,042.50	6.81%	1.93%	14	2.16	85.71%
12/2009	($1,263.13)	(4.21%)	(1.18%)	25	0.80	56.00%
11/2009	$2,441.25	8.14%	2.34%	21	1.57	71.43%
10/2009	($643.13)	(2.14%)	(0.61%)	27	0.90	70.37%

9/2009	$143.13	0.48%	0.14%	25	1.04	76.00%
8/2009	$5,495.63	18.32%	5.52%	25	3.78	84.00%
7/2009	$3,478.13	11.59%	3.62%	23	2.21	78.26%
6/2009	($535.63)	(1.79%)	(0.55%)	27	0.91	66.67%
5/2009	$4,022.50	13.41%	4.35%	34	1.94	82.35%
4/2009	($1,097.50)	(3.66%)	(1.17%)	35	0.89	68.57%
3/2009	$2,703.13	9.01%	2.97%	23	1.40	56.52%
2/2009	($1,815.00)	(6.05%)	(1.96%)	8	0.40	50.00%
1/2009	$1,575.63	5.25%	1.73%	12	1.49	66.67%
12/2008	$3,045.00	10.15%	3.46%	38	1.41	76.32%
11/2008	$2,916.25	9.72%	3.42%	16	2.41	75.00%
10/2008	($728.13)	(2.43%)	(0.29%)	3	0.69	66.67%
9/2008	$4,142.50	13.81%	5.11%	12	6.45	83.33%
8/2008	$3,948.13	13.16%	5.12%	37	1.58	70.27%
7/2008	$774.38	2.58%	1.01%	10	1.64	50.00%
6/2008	$2,995.00	9.98%	1.20%	5	6.50	60.00%
5/2008	$41.88	0.14%	0.05%	24	1.01	70.83%
4/2008	$156.88	0.52%	0.21%	26	1.02	69.23%
3/2008	$499.38	1.66%	0.66%	11	1.23	54.55%
2/2008	$1,720.00	5.73%	2.33%	19	1.39	68.42%
1/2008	$4,137.50	13.79%	5.93%	7	8.09	57.14%
12/2007	$625.63	2.09%	0.90%	27	1.13	74.07%
11/2007	$6,205.00	20.68%	9.86%	10	17.33	90.00%
10/2007	$2,163.13	7.21%	3.56%	18	1.76	77.78%
9/2007	$3,053.75	10.18%	5.29%	26	2.07	73.08%
8/2007	($530.63)	(1.77%)	(0.91%)	9	0.82	55.56%
7/2007	($3,238.13)	(10.79%)	(5.26%)	25	0.57	56.00%
6/2007	($3,441.88)	(11.47%)	(5.30%)	17	0.52	41.18%
5/2007	$1,855.00	6.18%	2.94%	33	1.47	81.82%
4/2007	$5,435.00	18.12%	9.43%	16	5.29	87.50%
3/2007	($2,379.38)	(7.93%)	(3.96%)	12	0.40	58.33%
2/2007	($1,603.75)	(5.35%)	(2.60%)	17	0.71	52.94%
1/2007	($1,551.25)	(5.17%)	(2.45%)	13	0.44	53.85%
12/2006	$1,130.63	3.77%	1.82%	21	1.36	76.19%
11/2006	$2,776.25	9.25%	4.68%	25	1.83	76.00%
10/2006	$1,256.88	4.19%	2.17%	20	1.48	70.00%
9/2006	$2,251.25	7.50%	4.04%	27	1.71	66.67%
8/2006	$3,747.50	12.49%	7.20%	23	3.00	73.91%
7/2006	$581.25	1.94%	1.13%	15	1.16	73.33%
6/2006	$2,677.50	8.93%	5.49%	6	4.00	83.33%
5/2006	($1,592.50)	(5.31%)	(3.16%)	16	0.61	62.50%
4/2006	$1,990.00	6.63%	4.11%	11	17.94	90.91%
3/2006	$3,028.75	10.10%	1.23%	19	4.06	84.21%
2/2006	($906.25)	(3.02%)	(1.84%)	10	0.53	60.00%
1/2006	($1,465.63)	(4.89%)	(2.89%)	21	0.71	66.67%
12/2005	$95.63	0.32%	0.19%	11	1.04	63.64%
11/2005	$3,160.00	10.53%	6.65%	25	2.26	80.00%
10/2005	($1,443.13)	(4.81%)	(2.95%)	3	0.00	0.00%
9/2005	($4,351.88)	(14.51%)	(8.17%)	10	0.18	40.00%
8/2005	($1,875.63)	(6.25%)	(3.40%)	11	0.49	36.36%
7/2005	($1,133.75)	(3.78%)	(2.01%)	12	0.67	66.67%
6/2005	$183.13	0.61%	0.33%	17	1.07	64.71%
5/2005	$4,766.88	15.89%	1.98%	15	6.46	80.00%
4/2005	($6.88)	(0.02%)	(0.01%)	6	0.99	50.00%
3/2005	$90.63	0.30%	0.04%	8	1.04	62.50%
2/2005	($2,371.25)	(7.90%)	(0.98%)	15	0.47	66.67%
1/2005	($718.13)	(2.39%)	(1.26%)	5	0.46	60.00%
12/2004	$2,038.13	6.79%	3.72%	24	1.57	75.00%
11/2004	($1,602.50)	(5.34%)	(2.84%)	14	0.59	57.14%
10/2004	($1,732.50)	(5.78%)	(2.98%)	12	0.60	41.67%

9/2004	$3,531.88	11.77%	1.47%	17	2.43	82.35%
8/2004	$3,044.38	10.15%	5.53%	14	8.43	78.57%
7/2004	($1,311.25)	(4.37%)	(2.32%)	10	0.56	50.00%
6/2004	$1,879.38	6.26%	3.45%	15	2.29	66.67%
5/2004	($300.00)	(1.00%)	(0.55%)	6	0.37	50.00%
4/2004	($1,119.38)	(3.73%)	(2.00%)	17	0.74	70.59%
3/2004	$1,225.63	4.09%	2.24%	11	1.77	81.82%
2/2004	$2,328.75	7.76%	4.45%	19	2.30	84.21%
1/2004	$4,416.25	14.72%	9.21%	22	4.23	81.82%
12/2003	$9,346.88	31.16%	24.20%	29	12.51	89.66%
11/2003	$317.50	1.06%	0.83%	14	1.11	78.57%
10/2003	($486.88)	(1.62%)	(1.26%)	25	0.91	64.00%
9/2003	$4,208.75	14.03%	12.17%	29	2.01	79.31%
8/2003	$3,317.50	11.06%	10.61%	17	5.13	82.35%
7/2003	$1,032.50	3.44%	3.42%	14	1.54	71.43%
6/2003	$233.13	0.78%	0.78%	26	1.03	73.08%
5/2003	$2,973.13	9.91%	1.26%	25	2.67	88.00%
4/2003	$12,368.13	41.23%	5.52%	24	98.48	95.83%
3/2003	($3,374.38)	(11.25%)	(1.48%)	16	0.47	43.75%
2/2003	$2,467.50	8.23%	1.00%	8	5.55	87.50%
1/2003	($446.88)	(1.49%)	(0.20%)	8	0.84	62.50%

Periodical Returns - Weekly

Period	Net Profit	Return on IE	Return on TE	# Trades	Profit Factor	% Profitable
6/2/2019	$513.75	1.71%	0.20%	1	100.00	100.00%
5/26/2019	$1,500.00	5.00%	0.59%	1	100.00	100.00%
5/19/2019	$500.00	1.67%	0.20%	1	100.00	100.00%
5/12/2019	$640.63	2.14%	0.25%	1	100.00	100.00%
5/5/2019	$484.38	1.61%	0.19%	1	100.00	100.00%
4/28/2019	($312.50)	(1.04%)	(0.12%)	1	0.00	0.00%
4/21/2019	$546.88	1.82%	0.22%	1	100.00	100.00%
4/14/2019	$62.50	0.21%	0.02%	1	100.00	100.00%
4/7/2019	($531.25)	(1.77%)	(0.21%)	1	0.00	0.00%
3/31/2019	($640.63)	(2.14%)	(0.25%)	1	0.00	0.00%
3/24/2019	$109.38	0.36%	0.04%	1	100.00	100.00%
3/17/2019	$1,171.88	3.91%	0.46%	1	100.00	100.00%
3/10/2019	$265.63	0.89%	0.11%	1	100.00	100.00%
3/3/2019	$1,078.13	3.59%	0.43%	1	100.00	100.00%
2/24/2019	($843.75)	(2.81%)	(0.34%)	1	0.00	0.00%
2/17/2019	$93.75	0.31%	0.04%	1	100.00	100.00%
2/10/2019	($281.25)	(0.94%)	(0.11%)	1	0.00	0.00%
2/3/2019	$359.38	1.20%	0.14%	1	100.00	100.00%
1/27/2019	$1,436.25	4.79%	0.68%	8	1.73	75.00%
1/20/2019	($2,467.50)	(8.23%)	(1.15%)	8	0.41	62.50%
1/13/2019	$3,340.63	11.14%	1.58%	9	3.84	77.78%
1/6/2019	($792.50)	(2.64%)	(0.31%)	2	0.00	0.00%
12/30/2018	$2,482.50	8.28%	1.19%	2	100.00	100.00%
12/23/2018	$687.50	2.29%	0.27%	1	100.00	100.00%
12/16/2018	$94.38	0.31%	0.04%	3	1.16	33.33%
12/9/2018	($616.25)	(2.05%)	(0.29%)	2	0.00	0.00%
12/2/2018	($715.00)	(2.38%)	(0.34%)	3	0.43	33.33%
11/25/2018	($1,593.13)	(5.31%)	(0.75%)	9	0.42	55.56%
11/18/2018	$78.13	0.26%	0.03%	1	100.00	100.00%
11/11/2018	($98.75)	(0.33%)	(0.05%)	3	0.92	33.33%
11/4/2018	$1,611.25	5.37%	0.76%	6	3.84	66.67%
10/28/2018	($1,348.75)	(4.50%)	(0.64%)	2	0.00	0.00%
10/21/2018	$1,046.88	3.49%	0.42%	1	100.00	100.00%
10/14/2018	($156.25)	(0.52%)	(0.06%)	1	0.00	0.00%
10/7/2018	($1,950.00)	(6.50%)	(0.92%)	4	0.20	25.00%
9/30/2018	($421.88)	(1.41%)	(0.20%)	10	0.87	60.00%
9/23/2018	$729.38	2.43%	0.34%	6	2.14	83.33%
9/16/2018	($311.88)	(1.04%)	(0.15%)	13	0.88	61.54%
9/9/2018	$491.88	1.64%	0.23%	11	1.36	54.55%
9/2/2018	($3,410.63)	(11.37%)	(1.58%)	6	0.05	16.67%
8/26/2018	$2,626.25	8.75%	1.23%	11	4.97	81.82%
8/19/2018	$1,794.38	5.98%	0.85%	13	5.38	84.62%
8/12/2018	$1,278.13	4.26%	0.61%	4	2.45	75.00%
8/5/2018	($615.63)	(2.05%)	(0.29%)	12	0.77	66.67%
7/29/2018	$2,525.00	8.42%	1.21%	3	100.00	100.00%
7/22/2018	$495.00	1.65%	0.24%	4	1.56	50.00%
7/15/2018	($1,060.00)	(3.53%)	(0.50%)	5	0.13	40.00%
7/8/2018	$2,141.88	7.14%	1.03%	8	138.08	87.50%
7/1/2018	($641.25)	(2.14%)	(0.31%)	3	0.30	33.33%
6/24/2018	($1,701.25)	(5.67%)	(0.80%)	3	0.11	33.33%
6/17/2018	($1,083.13)	(3.61%)	(0.52%)	5	0.39	60.00%
6/10/2018	($718.13)	(2.39%)	(0.34%)	10	0.61	70.00%
6/3/2018	$283.75	0.95%	0.14%	12	1.23	66.67%
5/27/2018	$2,386.88	7.96%	1.15%	11	2.15	72.73%
5/20/2018	($2,088.13)	(6.96%)	(0.99%)	10	0.57	30.00%
5/13/2018	($631.88)	(2.11%)	(0.30%)	9	0.57	55.56%

5/6/2018	$1,845.63	6.15%	0.88%	13	2.75	76.92%
4/29/2018	($1,565.63)	(5.22%)	(0.74%)	12	0.48	66.67%
4/22/2018	$1,175.63	3.92%	0.56%	5	2.20	60.00%
4/15/2018	($3,890.00)	(12.97%)	(1.82%)	7	0.14	28.57%
4/8/2018	($546.88)	(1.82%)	(0.22%)	1	0.00	0.00%
4/1/2018	$0.00	0.00%	0.00%	1	100.00	0.00%
3/25/2018	$359.38	1.20%	0.14%	1	100.00	100.00%
3/18/2018	($547.50)	(1.83%)	(0.26%)	4	0.53	50.00%
3/11/2018	$525.63	1.75%	0.25%	10	1.39	60.00%
3/4/2018	$1,013.75	3.38%	0.48%	10	1.54	70.00%
2/25/2018	($198.13)	(0.66%)	(0.09%)	2	0.00	0.00%
2/11/2018	$290.00	0.97%	0.14%	2	1.76	50.00%
2/4/2018	($2,337.50)	(7.79%)	(1.09%)	3	0.00	0.00%
1/28/2018	($3,765.00)	(12.55%)	(1.73%)	4	0.00	0.00%
1/21/2018	$1,582.50	5.28%	0.75%	12	2.12	75.00%
1/14/2018	$1,917.50	6.39%	0.92%	8	3.11	75.00%
1/7/2018	$914.38	3.05%	0.44%	11	2.09	81.82%
12/31/2017	$6,853.75	22.85%	3.41%	6	7.10	66.67%
12/24/2017	$691.88	2.31%	0.35%	9	1.45	66.67%
12/17/2017	($696.25)	(2.32%)	(0.35%)	6	0.35	33.33%
12/10/2017	$3,202.50	10.68%	1.49%	10	100.00	100.00%
12/3/2017	($41.88)	(0.14%)	(0.02%)	9	0.97	66.67%
11/26/2017	($444.38)	(1.48%)	(0.22%)	9	0.78	55.56%
11/19/2017	$1,948.75	6.50%	0.98%	9	63.36	88.89%
11/12/2017	($1,390.00)	(4.63%)	(0.69%)	8	0.50	37.50%
11/5/2017	($718.75)	(2.40%)	(0.36%)	10	0.64	60.00%
10/29/2017	$895.63	2.99%	0.45%	9	2.05	55.56%
10/22/2017	($1,515.63)	(5.05%)	(0.75%)	5	0.53	40.00%
10/15/2017	$1,571.88	5.24%	0.78%	8	2.65	87.50%
10/8/2017	$1,710.63	5.70%	0.86%	9	5.50	88.89%
10/1/2017	$2,441.25	8.14%	1.24%	11	6.15	72.73%
9/24/2017	($1,291.88)	(4.31%)	(0.65%)	7	0.40	42.86%
9/17/2017	($1,078.75)	(3.60%)	(0.54%)	7	0.26	42.86%
9/10/2017	$1,205.00	4.02%	0.61%	9	1.96	88.89%
9/3/2017	$1,315.00	4.38%	0.62%	4	9.48	50.00%
8/27/2017	$191.88	0.64%	0.10%	2	13.28	50.00%
8/20/2017	$455.63	1.52%	0.23%	3	3.53	66.67%
8/13/2017	$1,389.38	4.63%	0.71%	3	89.92	66.67%
8/6/2017	$533.13	1.78%	0.25%	6	1.61	83.33%
7/30/2017	($152.50)	(0.51%)	(0.08%)	5	0.67	60.00%
7/23/2017	$1,640.63	5.47%	0.84%	10	4.53	80.00%
7/16/2017	$2,328.13	7.76%	1.21%	8	11.70	75.00%
7/9/2017	$1,290.63	4.30%	0.68%	7	24.47	71.43%
7/2/2017	($543.75)	(1.81%)	(0.28%)	4	0.44	50.00%
6/25/2017	($2,266.25)	(7.55%)	(1.17%)	7	0.34	42.86%
6/18/2017	($768.13)	(2.56%)	(0.40%)	8	0.63	37.50%
6/11/2017	$348.75	1.16%	0.18%	6	1.40	83.33%
6/4/2017	($119.38)	(0.40%)	(0.06%)	4	0.65	50.00%
5/28/2017	$1,090.63	3.64%	0.57%	5	3.87	80.00%
5/21/2017	$1,667.50	5.56%	0.87%	9	26.65	77.78%
5/14/2017	$296.25	0.99%	0.16%	7	1.13	71.43%
5/7/2017	($23.13)	(0.08%)	(0.01%)	6	0.96	50.00%
4/30/2017	$1,132.50	3.78%	0.60%	8	3.59	87.50%
4/23/2017	$1,968.75	6.56%	1.05%	10	5.05	70.00%
4/16/2017	($82.50)	(0.28%)	(0.04%)	2	0.35	50.00%
4/9/2017	$711.88	2.37%	0.28%	2	2.87	50.00%
4/2/2017	($270.63)	(0.90%)	(0.14%)	2	0.29	50.00%
3/26/2017	$218.75	0.73%	0.09%	1	100.00	100.00%
3/19/2017	($111.88)	(0.37%)	(0.05%)	5	0.91	60.00%
3/12/2017	$1,313.13	4.38%	0.70%	6	3.54	66.67%
3/5/2017	($1,683.75)	(5.61%)	(0.78%)	8	0.32	37.50%

2/26/2017	($982.50)	(3.28%)	(0.52%)	6	0.58	50.00%
2/19/2017	$1,102.50	3.68%	0.52%	7	2.86	85.71%
2/12/2017	$1,791.88	5.97%	0.96%	9	115.68	88.89%
2/5/2017	$975.00	3.25%	0.53%	10	3.55	80.00%
1/29/2017	($866.88)	(2.89%)	(0.47%)	9	0.67	44.44%
1/22/2017	$1,320.00	4.40%	0.72%	6	22.12	83.33%
1/15/2017	($383.13)	(1.28%)	(0.18%)	6	0.52	33.33%
1/8/2017	($3,113.13)	(10.38%)	(1.66%)	10	0.21	30.00%
1/1/2017	$1,390.00	4.63%	0.75%	6	2.85	33.33%
12/25/2016	($1,697.50)	(5.66%)	(0.90%)	6	0.37	33.33%
12/18/2016	($537.50)	(1.79%)	(0.29%)	7	0.48	57.14%
12/11/2016	$1,325.00	4.42%	0.71%	7	100.00	100.00%
12/4/2016	$1,585.00	5.28%	0.85%	7	3.53	57.14%
11/27/2016	($1,705.00)	(5.68%)	(0.91%)	5	0.27	40.00%
11/20/2016	$1,350.00	4.50%	0.73%	12	2.70	83.33%
11/13/2016	$1,997.50	6.66%	1.09%	12	25.97	83.33%
11/6/2016	($1,305.00)	(4.35%)	(0.70%)	4	0.39	50.00%
10/30/2016	$796.88	2.66%	0.32%	1	100.00	100.00%
10/23/2016	($425.63)	(1.42%)	(0.23%)	3	0.58	33.33%
10/16/2016	$329.38	1.10%	0.18%	2	2.51	50.00%
10/9/2016	($2,551.88)	(8.51%)	(1.36%)	8	0.31	25.00%
10/2/2016	($1,281.25)	(4.27%)	(0.68%)	7	0.21	28.57%
9/25/2016	($161.25)	(0.54%)	(0.09%)	2	0.58	50.00%
9/18/2016	($121.25)	(0.40%)	(0.06%)	3	0.68	66.67%
9/11/2016	$252.50	0.84%	0.10%	2	1.55	50.00%
9/4/2016	($2,627.50)	(8.76%)	(1.21%)	4	0.00	0.00%
8/28/2016	$568.75	1.90%	0.30%	4	2.50	75.00%
8/21/2016	($734.38)	(2.45%)	(0.39%)	5	0.21	40.00%
8/14/2016	($1,578.13)	(5.26%)	(0.83%)	8	0.34	50.00%
8/7/2016	$1,166.25	3.89%	0.61%	11	3.84	72.73%
7/31/2016	($1,669.38)	(5.56%)	(0.87%)	10	0.46	60.00%
7/24/2016	$938.75	3.13%	0.49%	4	3.47	75.00%
7/17/2016	$1,545.63	5.15%	0.72%	7	7.46	57.14%
7/10/2016	$601.25	2.00%	0.32%	14	1.22	57.14%
7/3/2016	$376.88	1.26%	0.20%	6	1.48	33.33%
6/26/2016	$1,231.25	4.10%	0.65%	5	3.91	60.00%
6/19/2016	$2,134.38	7.11%	1.15%	4	6.62	75.00%
6/12/2016	($2,620.63)	(8.74%)	(1.39%)	7	0.18	28.57%
6/5/2016	($636.88)	(2.12%)	(0.30%)	5	0.68	60.00%
5/29/2016	$2,796.25	9.32%	1.31%	7	28.28	85.71%
5/22/2016	$937.50	3.13%	0.50%	7	4.75	85.71%
5/15/2016	($1,218.75)	(4.06%)	(0.49%)	1	0.00	0.00%
5/8/2016	$904.38	3.01%	0.48%	2	100.00	100.00%
5/1/2016	($215.00)	(0.72%)	(0.10%)	7	0.85	71.43%
4/24/2016	($2,126.88)	(7.09%)	(1.12%)	8	0.30	50.00%
4/17/2016	($1,945.63)	(6.49%)	(1.02%)	11	0.41	54.55%
4/10/2016	$708.75	2.36%	0.37%	7	1.79	42.86%
4/3/2016	$440.00	1.47%	0.21%	4	1.39	75.00%
3/27/2016	($1,017.50)	(3.39%)	(0.53%)	9	0.53	44.44%
3/20/2016	($1,435.00)	(4.78%)	(0.67%)	8	0.45	75.00%
3/13/2016	$897.50	2.99%	0.42%	7	7.30	71.43%
3/6/2016	$2,342.50	7.81%	1.24%	13	6.93	84.62%
2/28/2016	$1,473.13	4.91%	0.70%	8	1.83	50.00%
2/21/2016	($141.88)	(0.47%)	(0.07%)	12	0.97	33.33%
2/14/2016	$840.63	2.80%	0.45%	7	2.72	71.43%
2/7/2016	$1,226.88	4.09%	0.49%	3	2.09	66.67%
1/31/2016	$373.13	1.24%	0.15%	1	100.00	100.00%
1/24/2016	$2,821.25	9.40%	1.52%	2	100.00	100.00%
1/17/2016	$132.50	0.44%	0.07%	2	2.06	50.00%
1/10/2016	$1,442.50	4.81%	0.78%	4	4.03	50.00%

1/3/2016	$1,082.50	3.61%	0.44%	2	3.00	50.00%
12/27/2015	($11.25)	(0.04%)	(0.01%)	2	0.96	50.00%
12/20/2015	($491.25)	(1.64%)	(0.27%)	3	0.50	33.33%
12/13/2015	($413.13)	(1.38%)	(0.22%)	4	0.66	50.00%
12/6/2015	($812.50)	(2.71%)	(0.44%)	7	0.70	28.57%
11/29/2015	($920.63)	(3.07%)	(0.49%)	5	0.35	60.00%
11/22/2015	$27.50	0.09%	0.01%	12	1.02	75.00%
11/15/2015	$2,182.50	7.28%	1.18%	5	6.74	80.00%
11/8/2015	($4,627.50)	(15.43%)	(2.14%)	7	0.05	14.29%
11/1/2015	($1,462.50)	(4.88%)	(0.67%)	7	0.42	57.14%
10/25/2015	$854.38	2.85%	0.39%	6	1.71	50.00%
10/18/2015	$140.00	0.47%	0.08%	7	1.12	57.14%
10/11/2015	$2,892.50	9.64%	1.35%	12	100.00	100.00%
10/4/2015	$1,208.13	4.03%	0.66%	11	2.04	63.64%
9/27/2015	$756.88	2.52%	0.42%	3	2.90	33.33%
9/20/2015	($2,627.50)	(8.76%)	(1.21%)	4	0.00	0.00%
9/13/2015	($598.13)	(1.99%)	(0.28%)	5	0.62	80.00%
9/6/2015	$2,008.75	6.70%	1.11%	3	8.14	66.67%
8/30/2015	$104.38	0.35%	0.06%	2	1.27	50.00%
8/23/2015	$58.75	0.20%	0.02%	2	1.11	50.00%
8/16/2015	($957.50)	(3.19%)	(0.44%)	5	0.74	40.00%
8/9/2015	$222.50	0.74%	0.12%	3	1.41	66.67%
8/2/2015	($1,241.88)	(4.14%)	(0.69%)	9	0.59	55.56%
7/26/2015	$2,180.63	7.27%	1.01%	9	2.34	77.78%
7/19/2015	($1,070.00)	(3.57%)	(0.49%)	9	0.60	66.67%
7/12/2015	$594.38	1.98%	0.33%	5	8.43	60.00%
7/5/2015	$870.63	2.90%	0.48%	4	2.11	75.00%
6/28/2015	($600.00)	(2.00%)	(0.33%)	3	0.59	33.33%
6/21/2015	$127.50	0.43%	0.07%	5	1.31	60.00%
6/14/2015	($922.50)	(3.08%)	(0.51%)	2	0.00	0.00%
6/7/2015	$647.50	2.16%	0.36%	3	6.51	66.67%
5/31/2015	($1,860.00)	(6.20%)	(0.85%)	4	0.21	75.00%
5/24/2015	($425.00)	(1.42%)	(0.19%)	4	0.66	50.00%
5/17/2015	$635.00	2.12%	0.29%	10	2.29	80.00%
5/10/2015	($522.50)	(1.74%)	(0.29%)	8	0.76	62.50%
5/3/2015	($701.88)	(2.34%)	(0.39%)	4	0.18	50.00%
4/26/2015	$377.50	1.26%	0.17%	9	1.15	77.78%
4/19/2015	$786.25	2.62%	0.43%	3	3.75	33.33%
4/12/2015	$196.25	0.65%	0.11%	13	1.09	69.23%
4/5/2015	($281.25)	(0.94%)	(0.13%)	7	0.73	85.71%
3/29/2015	$1,235.63	4.12%	0.69%	5	3.21	60.00%
3/22/2015	($187.50)	(0.63%)	(0.08%)	1	0.00	0.00%
3/15/2015	$1,424.38	4.75%	0.80%	6	3.24	66.67%
3/8/2015	$12.50	0.04%	0.01%	3	1.01	66.67%
3/1/2015	($2,672.50)	(8.91%)	(1.21%)	6	0.16	33.33%
2/22/2015	($250.00)	(0.83%)	(0.11%)	4	0.50	50.00%
2/15/2015	$1,142.50	3.81%	0.52%	8	100.00	100.00%
2/8/2015	$2,177.50	7.26%	1.24%	13	4.60	92.31%
2/1/2015	($2,666.88)	(8.89%)	(1.49%)	4	0.11	50.00%
1/25/2015	$1,449.38	4.83%	0.59%	2	100.00	100.00%
1/18/2015	($23.13)	(0.08%)	(0.01%)	2	0.90	50.00%
1/11/2015	$1,190.00	3.97%	0.67%	8	1.56	62.50%
1/4/2015	$1,996.88	6.66%	1.14%	6	3.34	66.67%
12/28/2014	($704.38)	(2.35%)	(0.32%)	4	0.64	25.00%
12/21/2014	$673.75	2.25%	0.39%	11	1.71	63.64%
12/14/2014	$311.25	1.04%	0.18%	4	1.23	50.00%
12/7/2014	($3,007.50)	(10.03%)	(1.34%)	6	0.38	16.67%
11/30/2014	($250.00)	(0.83%)	(0.11%)	5	0.80	80.00%
11/23/2014	$2,239.38	7.46%	1.30%	10	6.89	90.00%
11/16/2014	$1,481.88	4.94%	0.87%	8	4.90	87.50%
11/9/2014	$724.38	2.41%	0.43%	10	2.58	80.00%

11/2/2014	$2,136.88	7.12%	1.27%	14	7.06	71.43%
10/26/2014	$3,200.00	10.67%	1.94%	12	4.38	66.67%
10/19/2014	$457.50	1.53%	0.28%	2	1.73	50.00%
10/12/2014	($685.63)	(2.29%)	(0.42%)	4	0.53	50.00%
10/5/2014	$1,495.63	4.99%	0.92%	4	4.94	75.00%
9/28/2014	$742.50	2.48%	0.35%	4	1.87	50.00%
9/21/2014	($240.63)	(0.80%)	(0.11%)	4	0.84	50.00%
9/14/2014	$613.13	2.04%	0.38%	10	1.65	60.00%
9/7/2014	($1,576.88)	(5.26%)	(0.70%)	3	0.00	0.00%
8/31/2014	$466.25	1.55%	0.29%	8	1.42	75.00%
8/24/2014	$1,474.38	4.91%	0.92%	10	10.51	60.00%
8/17/2014	($511.88)	(1.71%)	(0.32%)	5	0.51	40.00%
8/10/2014	$995.63	3.32%	0.62%	4	3.62	75.00%
8/3/2014	$904.38	3.01%	0.37%	1	100.00	100.00%
7/27/2014	($751.88)	(2.51%)	(0.33%)	8	0.68	50.00%
7/20/2014	($639.38)	(2.13%)	(0.40%)	5	0.48	20.00%
7/13/2014	$1,366.88	4.56%	0.86%	7	3.53	57.14%
7/6/2014	($532.50)	(1.78%)	(0.33%)	6	0.73	33.33%
6/29/2014	$1,550.63	5.17%	0.98%	9	2.70	66.67%
6/22/2014	$1,125.63	3.75%	0.50%	6	6.18	66.67%
6/15/2014	$561.25	1.87%	0.25%	9	2.73	55.56%
6/8/2014	($1,571.25)	(5.24%)	(0.69%)	5	0.15	20.00%
6/1/2014	($135.63)	(0.45%)	(0.09%)	6	0.90	66.67%
5/25/2014	$2,656.88	8.86%	1.70%	12	22.58	83.33%
5/18/2014	($468.13)	(1.56%)	(0.30%)	8	0.76	50.00%
5/11/2014	$225.63	0.75%	0.14%	8	1.13	75.00%
5/4/2014	($609.38)	(2.03%)	(0.27%)	8	0.65	75.00%
4/27/2014	$1,738.13	5.79%	0.77%	6	10.66	66.67%
4/20/2014	$28.13	0.09%	0.02%	12	1.02	83.33%
4/13/2014	($953.13)	(3.18%)	(0.39%)	1	0.00	0.00%
4/6/2014	($610.00)	(2.03%)	(0.27%)	6	0.78	50.00%
3/30/2014	$1,925.63	6.42%	1.25%	7	100.00	100.00%
3/23/2014	$1,377.50	4.59%	0.90%	9	2.67	66.67%
3/16/2014	$177.50	0.59%	0.12%	7	1.12	57.14%
3/9/2014	$1,507.50	5.03%	0.67%	6	5.79	83.33%
3/2/2014	$2,120.63	7.07%	1.41%	11	2.78	81.82%
2/23/2014	$1,502.50	5.01%	0.67%	6	100.00	100.00%
2/16/2014	$218.75	0.73%	0.10%	4	2.80	50.00%
2/9/2014	$370.00	1.23%	0.25%	2	2.48	50.00%
2/2/2014	($665.63)	(2.22%)	(0.44%)	5	0.57	40.00%
1/26/2014	$982.50	3.28%	0.40%	1	100.00	100.00%
1/19/2014	($780.00)	(2.60%)	(0.51%)	7	0.69	42.86%
1/12/2014	($1,048.13)	(3.49%)	(0.69%)	7	0.62	42.86%
1/5/2014	$2,466.88	8.22%	1.64%	6	100.00	100.00%
12/29/2013	($1,501.88)	(5.01%)	(0.67%)	6	0.24	50.00%
12/22/2013	$577.50	1.93%	0.39%	10	1.77	80.00%
12/15/2013	$311.88	1.04%	0.21%	7	1.40	71.43%
12/8/2013	($1,834.38)	(6.11%)	(1.21%)	7	0.14	28.57%
12/1/2013	($1,852.50)	(6.18%)	(1.21%)	7	0.30	57.14%
11/24/2013	$1,028.13	3.43%	0.46%	7	10.40	85.71%
11/17/2013	$1,370.00	4.57%	0.62%	9	5.49	66.67%
11/10/2013	$1,671.25	5.57%	0.76%	7	21.89	71.43%
11/3/2013	$178.75	0.60%	0.12%	5	1.17	40.00%
10/27/2013	($2,026.88)	(6.76%)	(1.31%)	8	0.27	50.00%
10/20/2013	$1,961.25	6.54%	1.28%	9	131.75	88.89%
10/13/2013	$1,256.88	4.19%	0.83%	5	30.57	60.00%
10/6/2013	($726.25)	(2.42%)	(0.48%)	3	0.51	33.33%
9/29/2013	($1,301.25)	(4.34%)	(0.59%)	4	0.28	25.00%
9/22/2013	$561.88	1.87%	0.25%	6	1.77	66.67%
9/15/2013	$769.38	2.56%	0.51%	10	1.61	70.00%

9/8/2013	$935.00	3.12%	0.62%	8	4.67	87.50%
9/1/2013	($380.00)	(1.27%)	(0.25%)	1	0.00	0.00%
8/18/2013	($117.50)	(0.39%)	(0.06%)	1	0.00	0.00%
8/11/2013	($3,377.50)	(11.26%)	(1.50%)	4	0.10	25.00%
8/4/2013	($2,410.63)	(8.04%)	(1.57%)	7	0.20	28.57%
7/28/2013	$1,020.00	3.40%	0.46%	6	4.19	33.33%
7/21/2013	($481.88)	(1.61%)	(0.31%)	6	0.71	50.00%
7/14/2013	$1,082.50	3.61%	0.49%	7	62.86	85.71%
7/7/2013	$927.50	3.09%	0.61%	8	9.43	62.50%
6/30/2013	($380.00)	(1.27%)	(0.25%)	1	0.00	0.00%
6/23/2013	($127.50)	(0.43%)	(0.08%)	3	0.26	33.33%
6/16/2013	($380.00)	(1.27%)	(0.25%)	1	0.00	0.00%
6/9/2013	$10.00	0.03%	0.00%	1	100.00	100.00%
6/2/2013	$867.50	2.89%	0.39%	5	1.58	60.00%
5/26/2013	($2,358.75)	(7.86%)	(1.51%)	4	0.00	0.00%
5/19/2013	($2,148.75)	(7.16%)	(0.96%)	6	0.06	33.33%
5/12/2013	$2,612.50	8.71%	1.70%	8	11.45	87.50%
5/5/2013	$1,048.75	3.50%	0.69%	12	2.34	83.33%
4/28/2013	$2,053.13	6.84%	1.36%	8	3.93	75.00%
4/21/2013	$1,478.13	4.93%	0.99%	10	2.64	60.00%
4/14/2013	($1,581.25)	(5.27%)	(0.70%)	5	0.24	20.00%
4/7/2013	$1,381.25	4.60%	0.62%	4	3.20	25.00%
3/31/2013	$941.25	3.14%	0.63%	7	1.97	71.43%
3/24/2013	$1,026.88	3.42%	0.70%	9	2.61	55.56%
3/17/2013	($678.13)	(2.26%)	(0.46%)	5	0.57	40.00%
3/10/2013	$1,234.38	4.11%	0.84%	8	4.60	75.00%
3/3/2013	$891.88	2.97%	0.40%	11	1.50	72.73%
2/24/2013	$309.38	1.03%	0.21%	6	1.21	50.00%
2/17/2013	($667.50)	(2.23%)	(0.30%)	6	0.62	66.67%
2/10/2013	$615.63	2.05%	0.28%	10	2.52	60.00%
2/3/2013	$1,414.38	4.71%	0.98%	6	2.74	83.33%
1/27/2013	$626.25	2.09%	0.43%	8	2.53	75.00%
1/20/2013	($195.63)	(0.65%)	(0.09%)	3	0.74	66.67%
1/13/2013	$942.50	3.14%	0.42%	4	100.00	100.00%
1/6/2013	$1,051.88	3.51%	0.73%	7	16.58	85.71%
12/30/2012	$2,412.50	8.04%	1.71%	5	2.50	40.00%
12/23/2012	($2,025.63)	(6.75%)	(0.90%)	4	0.23	25.00%
12/16/2012	$3,422.50	11.41%	2.49%	8	8.82	87.50%
12/9/2012	($108.75)	(0.36%)	(0.08%)	11	0.93	72.73%
12/2/2012	$851.88	2.84%	0.38%	6	49.68	66.67%
11/25/2012	($293.75)	(0.98%)	(0.21%)	4	0.71	25.00%
11/18/2012	$230.00	0.77%	0.17%	3	1.28	66.67%
11/11/2012	$250.00	0.83%	0.10%	1	100.00	100.00%
11/4/2012	$1,031.25	3.44%	0.42%	1	100.00	100.00%
10/28/2012	$1,449.38	4.83%	1.06%	3	100.00	100.00%
10/21/2012	($390.00)	(1.30%)	(0.17%)	2	0.32	50.00%
10/14/2012	($2,730.00)	(9.10%)	(1.97%)	5	0.10	20.00%
10/7/2012	($3,613.75)	(12.05%)	(2.54%)	6	0.10	16.67%
9/30/2012	$988.75	3.30%	0.70%	11	1.73	72.73%
9/23/2012	($832.50)	(2.78%)	(0.37%)	4	0.49	25.00%
9/16/2012	$1,113.13	3.71%	0.50%	8	3.43	62.50%
9/9/2012	$830.00	2.77%	0.37%	6	1.68	66.67%
9/2/2012	$1,095.00	3.65%	0.78%	6	2.25	83.33%
8/26/2012	$483.13	1.61%	0.35%	4	1.53	25.00%
8/19/2012	$937.50	3.13%	0.67%	5	3.45	60.00%
8/12/2012	$40.63	0.14%	0.02%	8	1.04	87.50%
8/5/2012	$454.38	1.51%	0.33%	11	1.71	63.64%
7/29/2012	$641.25	2.14%	0.47%	10	1.30	60.00%
7/22/2012	($1,443.13)	(4.81%)	(1.04%)	8	0.71	25.00%
7/15/2012	($297.50)	(0.99%)	(0.13%)	7	0.83	42.86%
7/8/2012	$995.00	3.32%	0.72%	8	1.79	75.00%

7/1/2012	($1,279.38)	(4.26%)	(0.92%)	6	0.42	50.00%
6/24/2012	$1,121.25	3.74%	0.81%	9	1.44	55.56%
6/17/2012	$625.00	2.08%	0.28%	10	1.77	90.00%
6/10/2012	$2,484.38	8.28%	1.13%	7	100.00	100.00%
6/3/2012	($505.63)	(1.69%)	(0.36%)	3	0.59	33.33%
5/27/2012	$2,571.88	8.57%	1.89%	4	100.00	100.00%
5/20/2012	$171.88	0.57%	0.07%	1	100.00	100.00%
5/13/2012	$507.50	1.69%	0.21%	2	10.23	50.00%
5/6/2012	($177.50)	(0.59%)	(0.08%)	2	0.71	50.00%
4/29/2012	($1,523.75)	(5.08%)	(0.69%)	5	0.26	40.00%
4/22/2012	$249.38	0.83%	0.18%	3	1.98	66.67%
4/15/2012	$93.75	0.31%	0.04%	1	100.00	100.00%
4/8/2012	($2,515.00)	(8.38%)	(1.81%)	6	0.10	16.67%
4/1/2012	($251.88)	(0.84%)	(0.11%)	5	0.82	20.00%
3/25/2012	$2,001.25	6.67%	1.46%	4	100.00	100.00%
3/18/2012	($404.38)	(1.35%)	(0.18%)	7	0.77	71.43%
3/11/2012	($48.13)	(0.16%)	(0.04%)	9	0.98	88.89%
3/4/2012	$462.50	1.54%	0.34%	7	1.32	71.43%
2/26/2012	$975.63	3.25%	0.72%	8	3.57	87.50%
2/19/2012	$521.88	1.74%	0.39%	8	2.17	62.50%
2/12/2012	$1,731.88	5.77%	1.30%	6	6.32	50.00%
2/5/2012	($254.38)	(0.85%)	(0.11%)	7	0.78	57.14%
1/29/2012	$1,398.75	4.66%	1.06%	9	2.45	55.56%
1/22/2012	$1,584.38	5.28%	1.22%	7	2.77	71.43%
1/15/2012	$75.00	0.25%	0.06%	7	1.05	71.43%
1/8/2012	$852.50	2.84%	0.66%	9	1.45	66.67%
1/1/2012	$1,620.00	5.40%	1.27%	6	3.84	50.00%
12/25/2011	($551.88)	(1.84%)	(0.25%)	9	0.75	55.56%
12/18/2011	$671.88	2.24%	0.53%	13	1.37	84.62%
12/11/2011	$1,815.63	6.05%	1.45%	7	3.98	57.14%
12/4/2011	($1,653.13)	(5.51%)	(1.30%)	6	0.23	33.33%
11/27/2011	($336.88)	(1.12%)	(0.27%)	4	0.61	25.00%
11/20/2011	$936.88	3.12%	0.39%	3	100.00	100.00%
11/13/2011	($3,368.13)	(11.23%)	(1.48%)	10	0.24	50.00%
11/6/2011	($740.63)	(2.47%)	(0.58%)	10	0.70	60.00%
10/30/2011	($4,605.00)	(15.35%)	(3.48%)	9	0.36	33.33%
10/23/2011	$2,140.00	7.13%	1.64%	8	6.63	87.50%
10/16/2011	$317.50	1.06%	0.24%	7	1.23	71.43%
10/9/2011	$295.00	0.98%	0.23%	6	1.30	66.67%
10/2/2011	($503.75)	(1.68%)	(0.24%)	2	0.57	50.00%
9/25/2011	($1,082.50)	(3.61%)	(0.83%)	3	0.00	0.00%
9/18/2011	($896.88)	(2.99%)	(0.39%)	8	0.74	62.50%
9/11/2011	($317.50)	(1.06%)	(0.24%)	6	0.76	66.67%
9/4/2011	($676.25)	(2.25%)	(0.51%)	10	0.79	60.00%
8/28/2011	($1,068.75)	(3.56%)	(0.81%)	10	0.65	60.00%
8/21/2011	($450.63)	(1.50%)	(0.21%)	3	0.60	33.33%
8/14/2011	$1,551.25	5.17%	1.18%	6	2.68	66.67%
8/7/2011	$3,788.75	12.63%	1.59%	4	22.81	75.00%
7/31/2011	$3,565.00	11.88%	1.52%	2	100.00	100.00%
7/24/2011	($2,696.25)	(8.99%)	(1.17%)	6	0.26	16.67%
7/17/2011	$2,605.00	8.68%	2.03%	11	2.78	72.73%
7/10/2011	($286.88)	(0.96%)	(0.12%)	4	0.71	75.00%
7/3/2011	$387.50	1.29%	0.30%	6	1.44	83.33%
6/26/2011	($2,690.00)	(8.97%)	(2.05%)	6	0.21	50.00%
6/19/2011	$1,658.13	5.53%	1.28%	3	100.00	100.00%
6/12/2011	$1,388.13	4.63%	1.09%	3	100.00	100.00%
6/5/2011	$171.88	0.57%	0.07%	1	100.00	100.00%
5/29/2011	$1,050.00	3.50%	0.83%	4	3.76	75.00%
5/22/2011	($8.13)	(0.03%)	(0.01%)	6	0.99	50.00%
5/15/2011	($524.38)	(1.75%)	(0.41%)	8	0.77	50.00%

5/8/2011	$1,200.63	4.00%	0.95%	4	5.75	75.00%
5/1/2011	($1,278.13)	(4.26%)	(0.55%)	7	0.52	57.14%
4/24/2011	$4,079.38	13.60%	3.34%	14	100.00	100.00%
4/17/2011	$560.00	1.87%	0.46%	5	1.41	60.00%
4/10/2011	$720.63	2.40%	0.31%	4	1.61	50.00%
4/3/2011	($786.25)	(2.62%)	(0.34%)	8	0.56	62.50%
3/27/2011	$350.63	1.17%	0.29%	9	1.46	77.78%
3/20/2011	($2,496.25)	(8.32%)	(2.02%)	4	0.00	0.00%
3/13/2011	$1,649.38	5.50%	1.35%	6	4.71	66.67%
3/6/2011	$938.75	3.13%	0.41%	4	10.82	75.00%
2/27/2011	($606.88)	(2.02%)	(0.49%)	8	0.73	50.00%
2/20/2011	($2,237.50)	(7.46%)	(0.96%)	4	0.23	25.00%
2/13/2011	$1,502.50	5.01%	1.24%	9	100.00	100.00%
2/6/2011	$1,862.50	6.21%	1.56%	7	100.00	100.00%
1/30/2011	($285.00)	(0.95%)	(0.24%)	5	0.88	80.00%
1/23/2011	$546.88	1.82%	0.23%	6	1.54	66.67%
1/16/2011	$497.50	1.66%	0.42%	9	1.75	77.78%
1/9/2011	$2,552.50	8.51%	2.19%	10	61.06	90.00%
1/2/2011	$970.00	3.23%	0.84%	3	195.00	66.67%
12/26/2010	$452.50	1.51%	0.19%	4	91.50	50.00%
12/19/2010	$1,305.00	4.35%	0.56%	6	12.11	66.67%
12/12/2010	$927.50	3.09%	0.81%	9	5.76	77.78%
12/5/2010	$2,172.50	7.24%	1.93%	14	6.30	85.71%
11/28/2010	$2,535.00	8.45%	2.31%	3	100.00	100.00%
11/21/2010	($365.00)	(1.22%)	(0.33%)	6	0.81	66.67%
11/14/2010	($451.25)	(1.50%)	(0.41%)	8	0.77	62.50%
11/7/2010	($4,371.25)	(14.57%)	(1.86%)	6	0.00	0.00%
10/31/2010	$3,783.75	12.61%	3.54%	9	8.82	55.56%
10/24/2010	($227.50)	(0.76%)	(0.21%)	6	0.70	33.33%
10/17/2010	($405.63)	(1.35%)	(0.17%)	6	0.76	66.67%
10/10/2010	($228.13)	(0.76%)	(0.10%)	8	0.82	50.00%
10/3/2010	$1,891.88	6.31%	1.80%	10	6.69	70.00%
9/26/2010	$496.88	1.66%	0.47%	7	1.52	57.14%
9/19/2010	$1,715.63	5.72%	0.73%	5	2.69	80.00%
9/12/2010	$2,323.75	7.75%	2.27%	12	8.21	75.00%
9/5/2010	$678.75	2.26%	0.67%	10	1.74	80.00%
8/29/2010	$165.00	0.55%	0.16%	3	1.20	33.33%
8/22/2010	($352.50)	(1.18%)	(0.35%)	3	0.72	33.33%
8/15/2010	$150.63	0.50%	0.06%	6	1.11	50.00%
8/8/2010	($1,432.50)	(4.78%)	(0.61%)	7	0.52	57.14%
8/1/2010	$1,003.13	3.34%	0.99%	10	1.43	70.00%
7/25/2010	$710.63	2.37%	0.30%	10	1.40	60.00%
7/18/2010	$176.88	0.59%	0.08%	2	1.38	50.00%
7/11/2010	$681.88	2.27%	0.68%	3	2.23	66.67%
7/4/2010	($950.63)	(3.17%)	(0.94%)	3	0.00	0.00%
6/27/2010	$1,518.75	5.06%	0.65%	4	7.03	75.00%
6/20/2010	$1,570.63	5.24%	1.58%	10	1.73	70.00%
6/13/2010	$198.13	0.66%	0.20%	8	1.27	50.00%
6/6/2010	$58.75	0.20%	0.03%	2	1.15	50.00%
5/30/2010	$1,554.38	5.18%	0.67%	2	100.00	100.00%
5/23/2010	($1,189.38)	(3.96%)	(0.51%)	1	0.00	0.00%
5/16/2010	$1,804.38	6.01%	1.85%	4	5.75	75.00%
5/9/2010	($249.38)	(0.83%)	(0.25%)	3	0.44	33.33%
5/2/2010	$484.38	1.61%	0.21%	8	1.27	62.50%
4/25/2010	$986.25	3.29%	1.02%	8	1.50	50.00%
4/18/2010	$752.50	2.51%	0.78%	3	2.89	33.33%
4/11/2010	$1,007.50	3.36%	1.06%	10	1.50	40.00%
4/4/2010	$2,154.38	7.18%	0.93%	6	100.00	100.00%
3/28/2010	($334.38)	(1.11%)	(0.35%)	7	0.69	57.14%
3/21/2010	$218.75	0.73%	0.23%	5	1.17	60.00%
3/14/2010	$818.75	2.73%	0.87%	10	2.35	70.00%

3/7/2010	$941.88	3.14%	0.41%	6	5.64	83.33%
2/28/2010	$1,848.13	6.16%	2.00%	16	4.65	75.00%
2/21/2010	($580.00)	(1.93%)	(0.25%)	7	0.78	57.14%
2/14/2010	($902.50)	(3.01%)	(0.39%)	2	0.00	0.00%
2/7/2010	($997.50)	(3.33%)	(0.43%)	2	0.00	0.00%
1/31/2010	$1,719.38	5.73%	0.74%	2	100.00	100.00%
1/24/2010	$341.88	1.14%	0.15%	1	100.00	100.00%
1/17/2010	($506.88)	(1.69%)	(0.54%)	5	0.57	40.00%
1/10/2010	($70.00)	(0.23%)	(0.08%)	5	0.88	60.00%
1/3/2010	$2,277.50	7.59%	0.99%	6	100.00	100.00%
12/27/2009	($1,195.00)	(3.98%)	(1.27%)	3	0.03	33.33%
12/20/2009	$2,240.00	7.47%	2.43%	6	75.67	83.33%
12/13/2009	($1,399.38)	(4.66%)	(1.50%)	10	0.43	50.00%
12/6/2009	($451.88)	(1.51%)	(0.48%)	9	0.58	44.44%
11/29/2009	($231.88)	(0.77%)	(0.25%)	6	0.89	66.67%
11/22/2009	$1,399.38	4.66%	1.51%	10	1.65	70.00%
11/15/2009	($594.38)	(1.98%)	(0.64%)	9	0.70	44.44%
11/8/2009	$906.25	3.02%	0.98%	6	4.94	66.67%
11/1/2009	$505.00	1.68%	0.55%	2	2.33	50.00%
10/25/2009	($2,586.88)	(8.62%)	(1.11%)	4	0.00	0.00%
10/18/2009	($1,441.25)	(4.80%)	(0.61%)	4	0.15	25.00%
10/11/2009	$1,100.00	3.67%	1.21%	10	3.70	70.00%
10/4/2009	$2,038.13	6.79%	2.29%	14	3.00	85.71%
9/27/2009	$424.38	1.41%	0.48%	6	1.27	50.00%
9/20/2009	($228.75)	(0.76%)	(0.26%)	7	0.89	57.14%
9/13/2009	($723.75)	(2.41%)	(0.31%)	6	0.46	50.00%
9/6/2009	$2,386.88	7.96%	2.77%	11	7.24	81.82%
8/30/2009	($1,756.25)	(5.85%)	(0.74%)	7	0.31	28.57%
8/23/2009	$2,551.88	8.51%	3.05%	12	7.67	83.33%
8/16/2009	$857.50	2.86%	1.04%	9	1.37	66.67%
8/9/2009	$2,626.25	8.75%	1.12%	5	7.48	60.00%
8/2/2009	($252.50)	(0.84%)	(0.30%)	6	0.89	83.33%
7/26/2009	$501.88	1.67%	0.61%	7	1.71	28.57%
7/19/2009	$2,413.75	8.05%	3.01%	13	7.68	92.31%
7/12/2009	($1,696.25)	(5.65%)	(2.07%)	4	0.27	50.00%
7/5/2009	$1,648.75	5.50%	0.72%	3	34.82	66.67%
6/28/2009	$531.88	1.77%	0.65%	3	4.18	66.67%
6/21/2009	($1,532.50)	(5.11%)	(1.85%)	5	0.14	20.00%
6/14/2009	($1,690.00)	(5.63%)	(2.00%)	10	0.42	40.00%
6/7/2009	$1,277.50	4.26%	0.55%	9	8.20	88.89%
5/31/2009	$1,487.50	4.96%	1.79%	9	2.69	88.89%
5/24/2009	$1,815.00	6.05%	0.79%	6	100.00	100.00%
5/17/2009	$670.00	2.23%	0.81%	13	1.33	69.23%
5/10/2009	($1,115.00)	(3.72%)	(0.48%)	7	0.39	71.43%
5/3/2009	$1,940.00	6.47%	2.41%	10	3.55	80.00%
4/26/2009	($673.75)	(2.25%)	(0.29%)	12	0.77	66.67%
4/19/2009	($1,006.88)	(3.36%)	(0.43%)	5	0.64	40.00%
4/12/2009	($513.13)	(1.71%)	(0.22%)	9	0.72	66.67%
4/5/2009	$117.50	0.39%	0.15%	10	1.08	80.00%
3/29/2009	$703.75	2.35%	0.88%	13	1.17	69.23%
3/22/2009	$3,252.50	10.84%	4.26%	10	2.57	80.00%
3/15/2009	($299.38)	(1.00%)	(0.39%)	8	0.84	37.50%
3/8/2009	$1,125.63	3.75%	1.49%	3	3.96	66.67%
3/1/2009	($388.13)	(1.29%)	(0.18%)	2	0.36	50.00%
2/15/2009	($450.00)	(1.50%)	(0.59%)	6	0.59	50.00%
2/8/2009	($1,922.50)	(6.41%)	(0.81%)	3	0.00	0.00%
2/1/2009	$557.50	1.86%	0.74%	1	100.00	100.00%
1/25/2009	$65.00	0.22%	0.09%	2	1.11	50.00%
1/11/2009	$371.88	1.24%	0.16%	6	1.25	66.67%
1/4/2009	$871.25	2.90%	0.37%	6	1.78	50.00%

12/28/2008	$393.13	1.31%	0.17%	9	1.34	77.78%
12/21/2008	$247.50	0.83%	0.11%	7	1.31	85.71%
12/14/2008	$653.13	2.18%	0.87%	11	1.24	63.64%
12/7/2008	($1,266.25)	(4.22%)	(0.54%)	11	0.62	63.64%
11/30/2008	$3,285.00	10.95%	1.45%	5	5.77	80.00%
11/23/2008	$1,850.00	6.17%	0.82%	3	100.00	100.00%
11/16/2008	$324.38	1.08%	0.14%	2	6.04	50.00%
11/9/2008	$858.75	2.86%	1.16%	5	3.07	60.00%
11/2/2008	($116.88)	(0.39%)	(0.16%)	9	0.94	66.67%
10/5/2008	($1,960.63)	(6.54%)	(0.87%)	2	0.16	50.00%
9/28/2008	$1,232.50	4.11%	0.48%	1	100.00	100.00%
9/14/2008	$3,315.00	11.05%	1.49%	4	100.00	100.00%
9/7/2008	($133.75)	(0.45%)	(0.18%)	3	0.84	33.33%
8/31/2008	$961.25	3.20%	1.31%	7	2.22	71.43%
8/24/2008	($1,144.38)	(3.81%)	(1.54%)	11	0.62	54.55%
8/17/2008	$1,352.50	4.51%	1.85%	14	3.26	78.57%
8/10/2008	$758.13	2.53%	0.32%	10	1.76	80.00%
8/3/2008	$3,663.13	12.21%	1.58%	10	2.21	40.00%
7/27/2008	$571.25	1.90%	0.79%	4	1.53	25.00%
7/20/2008	($458.13)	(1.53%)	(0.63%)	2	0.00	0.00%
7/13/2008	($696.25)	(2.32%)	(0.95%)	3	0.64	33.33%
7/6/2008	($411.88)	(1.37%)	(0.18%)	2	0.58	50.00%
6/29/2008	$1,103.75	3.68%	0.50%	2	100.00	100.00%
6/22/2008	$842.50	2.81%	0.38%	3	2.50	33.33%
6/1/2008	$2,136.88	7.12%	0.97%	2	100.00	100.00%
5/25/2008	($1,593.75)	(5.31%)	(0.72%)	1	0.00	0.00%
5/18/2008	($1,301.88)	(4.34%)	(0.56%)	7	0.51	57.14%
5/11/2008	$1,692.50	5.64%	2.36%	11	8.36	90.91%
5/4/2008	($745.00)	(2.48%)	(0.32%)	5	0.33	60.00%
4/27/2008	$2,075.00	6.92%	2.97%	8	5.54	75.00%
4/20/2008	($412.50)	(1.38%)	(0.18%)	6	0.77	66.67%
4/13/2008	$758.75	2.53%	1.10%	8	1.45	75.00%
4/6/2008	($1,300.00)	(4.33%)	(0.55%)	10	0.54	60.00%
3/30/2008	$1,381.25	4.60%	2.04%	6	3.07	50.00%
3/23/2008	($828.13)	(2.76%)	(0.37%)	1	0.00	0.00%
3/16/2008	$737.50	2.46%	1.10%	4	2.55	50.00%
3/9/2008	$238.13	0.79%	0.36%	6	1.25	50.00%
3/2/2008	($3.75)	(0.01%)	(0.00%)	2	0.98	50.00%
2/24/2008	$1,818.13	6.06%	0.78%	6	2.28	66.67%
2/17/2008	($120.00)	(0.40%)	(0.18%)	9	0.95	55.56%
2/10/2008	($921.88)	(3.07%)	(1.36%)	6	0.31	16.67%
2/3/2008	$773.75	2.58%	0.35%	3	3.05	66.67%
1/27/2008	($16.25)	(0.05%)	(0.01%)	2	0.82	50.00%
1/20/2008	$694.38	2.31%	1.04%	3	2.75	33.33%
1/13/2008	$1,383.13	4.61%	0.63%	3	100.00	100.00%
1/6/2008	$734.38	2.45%	0.34%	1	100.00	100.00%
12/30/2007	$1,215.63	4.05%	0.52%	3	2.69	33.33%
12/23/2007	$1.88	0.01%	0.00%	8	1.00	62.50%
12/16/2007	$3,093.13	10.31%	4.84%	13	3.31	76.92%
12/9/2007	($975.00)	(3.25%)	(0.42%)	8	0.53	50.00%
12/2/2007	($1,198.13)	(3.99%)	(1.84%)	5	0.28	40.00%
11/25/2007	$2,060.63	6.87%	3.27%	5	6.42	80.00%
11/18/2007	$931.88	3.11%	0.43%	2	100.00	100.00%
11/11/2007	$418.13	1.39%	0.19%	2	24.89	50.00%
11/4/2007	$902.50	3.01%	0.42%	2	100.00	100.00%
10/28/2007	$1,197.50	3.99%	1.94%	4	4.15	75.00%
10/21/2007	$790.63	2.64%	0.34%	3	6.55	66.67%
10/14/2007	($757.50)	(2.53%)	(0.33%)	5	0.71	20.00%
10/7/2007	$1,223.75	4.08%	2.02%	6	4.56	83.33%
9/30/2007	$1,600.63	5.34%	2.71%	8	4.79	87.50%
9/23/2007	$1,574.38	5.25%	2.74%	10	5.53	70.00%

9/16/2007	$2,192.50	7.31%	3.97%	10	3.14	70.00%
9/9/2007	$722.50	2.41%	0.31%	7	3.70	85.71%
9/2/2007	($1,435.63)	(4.79%)	(0.61%)	6	0.26	50.00%
8/26/2007	($1,288.75)	(4.30%)	(0.55%)	4	0.42	50.00%
8/19/2007	($119.38)	(0.40%)	(0.22%)	4	0.69	75.00%
8/12/2007	$558.75	1.86%	0.26%	2	6.02	50.00%
8/5/2007	$55.00	0.18%	0.03%	2	1.11	50.00%
7/29/2007	$246.25	0.82%	0.11%	1	100.00	100.00%
7/22/2007	($1,669.38)	(5.56%)	(0.71%)	5	0.37	40.00%
7/15/2007	($1,470.63)	(4.90%)	(2.59%)	12	0.57	50.00%
7/8/2007	$835.00	2.78%	1.49%	8	1.75	75.00%
7/1/2007	($915.63)	(3.05%)	(1.61%)	6	0.32	66.67%
6/17/2007	($2,202.50)	(7.34%)	(0.92%)	8	0.37	50.00%
6/10/2007	$1,192.50	3.98%	2.14%	2	9.37	50.00%
6/3/2007	($2,156.25)	(7.19%)	(0.89%)	6	0.27	33.33%
5/27/2007	$303.75	1.01%	0.55%	10	1.39	80.00%
5/20/2007	$1,146.88	3.82%	0.48%	10	3.94	90.00%
5/13/2007	($86.25)	(0.29%)	(0.04%)	6	0.90	83.33%
5/6/2007	($650.00)	(2.17%)	(1.16%)	8	0.66	50.00%
4/29/2007	($81.88)	(0.27%)	(0.15%)	9	0.96	77.78%
4/22/2007	$68.13	0.23%	0.03%	5	1.62	80.00%
4/15/2007	$4,058.13	13.53%	7.79%	7	100.00	100.00%
4/8/2007	$943.13	3.14%	0.39%	5	9.62	80.00%
4/1/2007	$1,312.50	4.38%	2.58%	8	2.58	62.50%
3/25/2007	($1,448.13)	(4.83%)	(0.60%)	7	0.22	57.14%
3/18/2007	($219.38)	(0.73%)	(0.43%)	4	0.59	25.00%
3/11/2007	$840.00	2.80%	0.39%	2	18.23	50.00%
3/4/2007	($519.38)	(1.73%)	(0.24%)	2	0.19	50.00%
2/25/2007	($2,180.00)	(7.27%)	(4.10%)	7	0.35	28.57%
2/18/2007	($843.13)	(2.81%)	(1.56%)	6	0.34	50.00%
2/11/2007	$1,531.88	5.11%	2.92%	7	5.47	71.43%
2/4/2007	($1,587.50)	(5.29%)	(2.93%)	4	0.10	25.00%
1/28/2007	$650.00	2.17%	0.27%	4	16.29	50.00%
1/21/2007	($612.50)	(2.04%)	(0.25%)	4	0.41	50.00%
1/14/2007	$67.50	0.23%	0.12%	5	1.25	40.00%
1/7/2007	($213.75)	(0.71%)	(0.09%)	2	0.75	50.00%
12/31/2006	($1,000.00)	(3.33%)	(0.41%)	5	0.36	40.00%
12/24/2006	$581.88	1.94%	1.09%	6	1.44	50.00%
12/17/2006	($1,400.63)	(4.67%)	(0.58%)	5	0.14	40.00%
12/10/2006	$1,718.75	5.73%	0.71%	8	7.11	87.50%
12/3/2006	$76.25	0.25%	0.14%	10	1.06	50.00%
11/26/2006	$766.88	2.56%	1.46%	5	1.65	60.00%
11/19/2006	$111.25	0.37%	0.21%	7	1.17	57.14%
11/12/2006	$1,455.00	4.85%	0.61%	12	24.28	91.67%
11/5/2006	$2,358.13	7.86%	0.99%	6	100.00	100.00%
10/29/2006	($2,117.50)	(7.06%)	(3.88%)	9	0.14	22.22%
10/22/2006	$943.75	3.15%	0.40%	8	1.92	75.00%
10/15/2006	($383.75)	(1.28%)	(0.70%)	6	0.44	50.00%
10/8/2006	$783.75	2.61%	0.33%	7	2.09	85.71%
10/1/2006	$270.00	0.90%	0.11%	5	1.27	60.00%
9/24/2006	$1,525.00	5.08%	2.85%	7	2.57	42.86%
9/17/2006	$843.13	2.81%	1.60%	9	1.75	77.78%
9/10/2006	$975.63	3.25%	1.89%	8	2.53	37.50%
9/3/2006	($1,602.50)	(5.34%)	(3.01%)	8	0.22	37.50%
8/27/2006	$1,628.75	5.43%	3.16%	6	100.00	100.00%
8/20/2006	($686.25)	(2.29%)	(0.29%)	3	0.28	33.33%
8/13/2006	$2,978.13	9.93%	6.12%	12	6.32	83.33%
8/6/2006	($1,211.25)	(4.04%)	(0.51%)	5	0.15	40.00%
7/30/2006	$1,686.88	5.62%	3.59%	9	4.99	77.78%
7/23/2006	$1,901.88	6.34%	4.22%	5	100.00	100.00%

7/16/2006	$146.88	0.49%	0.33%	5	1.19	40.00%
7/9/2006	$106.25	0.35%	0.04%	7	1.07	71.43%
7/2/2006	($1,712.50)	(5.71%)	(0.72%)	4	0.03	25.00%
6/25/2006	$1,654.38	5.51%	3.82%	2	100.00	100.00%
6/18/2006	($703.13)	(2.34%)	(0.32%)	1	0.00	0.00%
6/11/2006	($61.25)	(0.20%)	(0.14%)	2	0.94	50.00%
6/4/2006	$1,117.50	3.73%	0.52%	3	100.00	100.00%
5/28/2006	$727.50	2.43%	0.34%	2	100.00	100.00%
5/21/2006	$475.00	1.58%	1.11%	4	2.68	75.00%
5/14/2006	($265.00)	(0.88%)	(0.11%)	1	0.00	0.00%
5/7/2006	($2,295.00)	(7.65%)	(0.95%)	3	0.00	0.00%
4/30/2006	$435.00	1.45%	1.03%	10	1.69	60.00%
4/23/2006	$532.50	1.78%	1.27%	5	5.53	80.00%
4/16/2006	$500.00	1.67%	0.21%	3	34.33	66.67%
4/9/2006	$172.50	0.58%	0.07%	1	100.00	100.00%
4/2/2006	$785.00	2.62%	0.33%	4	315.00	75.00%
3/26/2006	$205.00	0.68%	0.09%	3	2.78	66.67%
3/19/2006	$950.00	3.17%	0.40%	7	100.00	100.00%
3/12/2006	$1,320.00	4.40%	0.56%	8	100.00	100.00%
3/5/2006	$920.00	3.07%	0.39%	5	3.71	80.00%
2/26/2006	($505.63)	(1.69%)	(0.21%)	4	0.47	50.00%
2/19/2006	$445.00	1.48%	1.07%	6	1.93	66.67%
2/12/2006	$138.75	0.46%	0.06%	3	1.68	33.33%
2/5/2006	($448.75)	(1.50%)	(0.21%)	2	0.24	50.00%
1/29/2006	($1,761.88)	(5.87%)	(0.74%)	5	0.12	40.00%
1/22/2006	($45.00)	(0.15%)	(0.11%)	9	0.96	77.78%
1/15/2006	($2,178.13)	(7.26%)	(0.90%)	5	0.00	0.00%
1/8/2006	($117.50)	(0.39%)	(0.05%)	6	0.83	66.67%
1/1/2006	$1,735.00	5.78%	4.37%	6	27.95	83.33%
12/25/2005	($2,311.88)	(7.71%)	(5.50%)	4	0.00	0.00%
12/18/2005	$707.50	2.36%	0.29%	3	100.00	100.00%
12/11/2005	$1,957.50	6.53%	0.82%	8	7.07	62.50%
12/4/2005	($709.38)	(2.36%)	(0.30%)	3	0.02	33.33%
11/27/2005	($1,912.50)	(6.38%)	(0.79%)	7	0.32	28.57%
11/20/2005	$1,621.88	5.41%	0.68%	7	100.00	100.00%
11/13/2005	$1,977.50	6.59%	4.93%	6	36.95	66.67%
11/6/2005	$1,292.50	4.31%	0.54%	8	100.00	100.00%
10/30/2005	$515.00	1.72%	1.30%	8	2.70	50.00%
10/16/2005	($542.50)	(1.81%)	(0.21%)	1	0.00	0.00%
10/2/2005	($783.13)	(2.61%)	(0.36%)	1	0.00	0.00%
9/25/2005	($1,038.75)	(3.46%)	(0.43%)	3	0.18	33.33%
9/18/2005	($994.38)	(3.31%)	(0.41%)	4	0.12	25.00%
9/11/2005	($2,069.38)	(6.90%)	(4.97%)	6	0.25	50.00%
9/4/2005	($542.50)	(1.81%)	(0.23%)	3	0.04	33.33%
8/28/2005	$1,198.13	3.99%	0.57%	5	12.21	60.00%
8/21/2005	($38.13)	(0.13%)	(0.09%)	2	0.90	50.00%
8/14/2005	($1,500.00)	(5.00%)	(0.62%)	3	0.15	33.33%
8/7/2005	($247.50)	(0.83%)	(0.59%)	3	0.35	66.67%
7/31/2005	($995.00)	(3.32%)	(0.41%)	3	0.03	33.33%
7/24/2005	($495.00)	(1.65%)	(0.20%)	6	0.41	33.33%
7/17/2005	$288.75	0.96%	0.12%	3	1.80	66.67%
7/10/2005	($140.63)	(0.47%)	(0.33%)	7	0.84	42.86%
7/3/2005	($18.13)	(0.06%)	(0.01%)	2	0.96	50.00%
6/26/2005	($840.63)	(2.80%)	(0.34%)	2	0.22	50.00%
6/19/2005	($870.00)	(2.90%)	(0.35%)	4	0.58	25.00%
6/12/2005	$390.63	1.30%	0.94%	8	1.51	50.00%
6/5/2005	($644.38)	(2.15%)	(1.52%)	7	0.38	42.86%
5/29/2005	$983.13	3.28%	0.40%	7	3.84	85.71%
5/22/2005	$1,940.00	6.47%	0.80%	9	9.92	88.89%
5/15/2005	$1,483.13	4.94%	0.62%	4	9.24	50.00%
5/8/2005	$2,098.75	7.00%	0.88%	7	100.00	100.00%

5/1/2005	($359.38)	(1.20%)	(0.17%)	1	0.00	0.00%
4/24/2005	$698.13	2.33%	0.32%	2	100.00	100.00%
4/17/2005	($263.13)	(0.88%)	(0.62%)	2	0.24	50.00%
4/10/2005	($91.25)	(0.30%)	(0.04%)	2	0.83	50.00%
4/3/2005	$29.38	0.10%	0.01%	1	100.00	100.00%
3/27/2005	($380.00)	(1.27%)	(0.88%)	1	0.00	0.00%
3/6/2005	($1,412.50)	(4.71%)	(0.59%)	6	0.20	50.00%
2/27/2005	$406.25	1.35%	0.17%	4	1.37	75.00%
2/20/2005	($555.00)	(1.85%)	(0.23%)	6	0.44	33.33%
2/13/2005	($1,690.63)	(5.64%)	(0.70%)	5	0.18	40.00%
2/6/2005	$918.75	3.06%	0.38%	5	23.97	80.00%
1/30/2005	$166.25	0.55%	0.39%	6	1.36	66.67%
1/23/2005	($31.25)	(0.10%)	(0.01%)	1	0.00	0.00%
1/16/2005	$963.13	3.21%	0.40%	2	100.00	100.00%
1/9/2005	$262.50	0.88%	0.11%	2	3.33	50.00%
1/2/2005	($2,026.25)	(6.75%)	(0.84%)	4	0.00	0.00%
12/26/2004	$355.00	1.18%	0.15%	7	1.72	57.14%
12/19/2004	$1,109.38	3.70%	2.66%	8	2.77	50.00%
12/12/2004	($659.38)	(2.20%)	(0.27%)	9	0.65	66.67%
12/5/2004	($864.38)	(2.88%)	(0.36%)	5	0.44	60.00%
11/28/2004	$680.00	2.27%	1.66%	7	2.72	57.14%
11/21/2004	$726.25	2.42%	1.80%	4	2.67	50.00%
11/14/2004	($1,398.75)	(4.66%)	(3.36%)	4	0.00	0.00%
11/7/2004	$1,190.63	3.97%	0.49%	9	15.88	77.78%
10/31/2004	($703.13)	(2.34%)	(0.29%)	3	0.63	66.67%
10/24/2004	($206.88)	(0.69%)	(0.10%)	2	0.53	50.00%
10/17/2004	$525.63	1.75%	0.24%	2	100.00	100.00%
10/10/2004	($714.38)	(2.38%)	(0.29%)	4	0.62	25.00%
10/3/2004	($1,450.63)	(4.84%)	(3.36%)	6	0.27	33.33%
9/26/2004	($294.38)	(0.98%)	(0.68%)	4	0.72	75.00%
9/19/2004	($590.63)	(1.97%)	(0.24%)	7	0.68	57.14%
9/12/2004	$1,305.00	4.35%	0.54%	8	12.23	62.50%
9/5/2004	$1,658.75	5.53%	0.69%	6	42.47	83.33%
8/29/2004	$1,875.63	6.25%	0.79%	4	100.00	100.00%
8/22/2004	$701.88	2.34%	0.29%	6	22.19	83.33%
8/15/2004	$761.88	2.54%	1.79%	7	6.64	57.14%
8/8/2004	$355.63	1.19%	0.17%	1	100.00	100.00%
8/1/2004	$916.25	3.05%	0.43%	2	100.00	100.00%
7/25/2004	$118.13	0.39%	0.28%	3	1.67	33.33%
7/18/2004	($671.88)	(2.24%)	(0.31%)	1	0.00	0.00%
7/11/2004	$966.25	3.22%	0.46%	3	100.00	100.00%
7/4/2004	($495.00)	(1.65%)	(0.21%)	3	0.30	66.67%
6/27/2004	($1,270.63)	(4.24%)	(0.53%)	6	0.27	16.67%
6/20/2004	$416.25	1.39%	0.17%	4	1.83	75.00%
6/13/2004	$998.75	3.33%	2.40%	8	1.93	50.00%
6/6/2004	$81.25	0.27%	0.03%	4	1.28	50.00%
5/30/2004	$250.00	0.83%	0.10%	4	2.96	75.00%
5/23/2004	$347.50	1.16%	0.84%	4	70.50	75.00%
5/16/2004	($472.50)	(1.58%)	(1.13%)	2	0.00	0.00%
4/25/2004	$345.00	1.15%	0.14%	7	1.39	85.71%
4/18/2004	$377.50	1.26%	0.16%	6	3.85	50.00%
4/11/2004	$125.00	0.42%	0.05%	4	1.16	50.00%
4/4/2004	($297.50)	(0.99%)	(0.12%)	3	0.69	33.33%
3/28/2004	($1,544.38)	(5.15%)	(3.57%)	2	0.00	0.00%
3/21/2004	($390.63)	(1.30%)	(0.18%)	1	0.00	0.00%
3/14/2004	$294.38	0.98%	0.69%	3	1.65	66.67%
3/7/2004	($693.75)	(2.31%)	(0.29%)	3	0.43	33.33%
2/29/2004	$1,890.63	6.30%	0.80%	8	37.89	75.00%
2/22/2004	$918.75	3.06%	0.39%	4	34.41	75.00%
2/15/2004	($1,266.88)	(4.22%)	(2.87%)	6	0.17	33.33%

2/8/2004	$1,272.50	4.24%	0.54%	7	3.16	85.71%
2/1/2004	$1,404.38	4.68%	3.28%	9	10.06	77.78%
1/25/2004	($988.13)	(3.29%)	(0.42%)	6	0.28	33.33%
1/18/2004	$1,323.75	4.41%	0.56%	8	89.25	87.50%
1/11/2004	$2,603.13	8.68%	6.48%	6	10.19	83.33%
1/4/2004	$1,875.63	6.25%	0.80%	7	3.07	71.43%
12/28/2003	$1,130.00	3.77%	2.89%	8	1.82	75.00%
12/21/2003	$488.13	1.63%	0.21%	5	9.58	40.00%
12/14/2003	$2,375.00	7.92%	6.48%	11	5.06	72.73%
12/7/2003	$3,041.25	10.14%	1.32%	4	100.00	100.00%
11/30/2003	$1,914.38	6.38%	5.51%	12	3.42	83.33%
11/23/2003	$870.00	2.90%	2.57%	7	1.69	85.71%
11/16/2003	($1,307.50)	(4.36%)	(0.57%)	5	0.30	40.00%
11/9/2003	$840.00	2.80%	0.37%	4	5.36	50.00%
11/2/2003	($85.00)	(0.28%)	(0.04%)	4	0.88	50.00%
10/26/2003	$1,473.13	4.91%	4.55%	10	4.12	70.00%
10/19/2003	$814.38	2.71%	0.36%	4	2.01	50.00%
10/12/2003	($1,657.50)	(5.53%)	(4.87%)	6	0.18	50.00%
10/5/2003	$563.13	1.88%	1.68%	8	1.53	75.00%
9/28/2003	($1,054.38)	(3.51%)	(3.05%)	5	0.49	40.00%
9/21/2003	($1,755.63)	(5.85%)	(0.76%)	6	0.30	33.33%
9/14/2003	$1,080.63	3.60%	3.23%	10	2.66	70.00%
9/7/2003	$1,681.25	5.60%	0.73%	11	2.41	81.82%
8/31/2003	$2,576.88	8.59%	1.14%	8	6.37	75.00%
8/24/2003	$355.00	1.18%	1.07%	5	1.93	80.00%
8/17/2003	$2,860.00	9.53%	9.45%	12	8.02	83.33%
8/10/2003	$145.00	0.48%	0.06%	2	100.00	100.00%
8/3/2003	($42.50)	(0.14%)	(0.14%)	1	0.00	0.00%
7/27/2003	$112.50	0.38%	0.37%	3	1.42	66.67%
7/20/2003	$915.00	3.05%	0.41%	5	23.88	80.00%
7/13/2003	($760.00)	(2.53%)	(2.46%)	2	0.00	0.00%
7/6/2003	$92.50	0.31%	0.30%	4	1.11	75.00%
6/29/2003	$1,040.00	3.47%	0.46%	3	100.00	100.00%
6/22/2003	($2,209.38)	(7.36%)	(0.97%)	7	0.13	28.57%
6/15/2003	$854.38	2.85%	2.85%	8	1.32	50.00%
6/8/2003	($132.50)	(0.44%)	(0.06%)	10	0.93	70.00%
6/1/2003	$1,353.13	4.51%	0.60%	8	7.22	75.00%
5/25/2003	$1,186.25	3.95%	0.53%	8	68.79	87.50%
5/18/2003	($424.38)	(1.41%)	(0.19%)	9	0.75	55.56%
5/11/2003	$1,645.00	5.48%	0.74%	9	16.67	77.78%
5/4/2003	$1,075.63	3.59%	0.48%	4	17.55	75.00%
4/27/2003	$1,272.50	4.24%	0.58%	7	2.72	71.43%
4/20/2003	$1,623.13	5.41%	0.74%	6	2.31	66.67%
4/13/2003	$3,204.38	10.68%	1.48%	6	100.00	100.00%
4/6/2003	$4,110.00	13.70%	1.94%	11	275.00	90.91%
3/30/2003	$273.13	0.91%	0.13%	9	1.14	44.44%
3/23/2003	($1,393.75)	(4.65%)	(0.65%)	8	0.61	37.50%
3/16/2003	($236.25)	(0.79%)	(0.11%)	7	0.92	57.14%
3/9/2003	($706.88)	(2.36%)	(0.33%)	2	0.41	50.00%
3/2/2003	$338.13	1.13%	0.16%	2	3.67	50.00%
2/23/2003	$888.75	2.96%	0.41%	4	2.64	75.00%
2/16/2003	$433.75	1.45%	0.20%	1	100.00	100.00%
2/9/2003	$433.75	1.45%	0.20%	1	100.00	100.00%
2/2/2003	$711.25	2.37%	0.33%	2	100.00	100.00%
1/26/2003	$74.38	0.25%	0.03%	1	100.00	100.00%
1/19/2003	($598.13)	(1.99%)	(0.28%)	2	0.40	50.00%
1/12/2003	$610.00	2.03%	0.29%	5	1.69	80.00%
1/5/2003	($875.00)	(2.92%)	(0.41%)	4	0.50	50.00%
12/29/2002	$341.88	1.14%	0.16%	1	100.00	100.00%

Periodical Returns - Daily

Period	Net Profit	Return on IE	Return on TE	# Trades	Profit Factor	% Profitable
6/3/2019	$513.75	1.71%	0.20%	1	100.00	100.00%
5/31/2019	$718.75	2.40%	0.28%	1	100.00	100.00%
5/30/2019	$421.88	1.41%	0.17%	1	100.00	100.00%
5/29/2019	($46.88)	(0.16%)	(0.02%)	1	0.00	0.00%
5/28/2019	$328.13	1.09%	0.13%	1	100.00	100.00%
5/27/2019	$78.13	0.26%	0.03%	1	100.00	100.00%
5/24/2019	$46.88	0.16%	0.02%	1	100.00	100.00%
5/23/2019	$453.13	1.51%	0.18%	1	100.00	100.00%
5/22/2019	$359.38	1.20%	0.14%	1	100.00	100.00%
5/21/2019	($125.00)	(0.42%)	(0.05%)	1	0.00	0.00%
5/20/2019	($234.38)	(0.78%)	(0.09%)	1	0.00	0.00%
5/17/2019	($15.63)	(0.05%)	(0.01%)	1	0.00	0.00%
5/16/2019	($171.88)	(0.57%)	(0.07%)	1	0.00	0.00%
5/15/2019	$296.88	0.99%	0.12%	1	100.00	100.00%
5/14/2019	($46.88)	(0.16%)	(0.02%)	1	0.00	0.00%
5/13/2019	$578.13	1.93%	0.23%	1	100.00	100.00%
5/10/2019	($187.50)	(0.63%)	(0.07%)	1	0.00	0.00%
5/9/2019	$296.88	0.99%	0.12%	1	100.00	100.00%
5/8/2019	($171.88)	(0.57%)	(0.07%)	1	0.00	0.00%
5/7/2019	$281.25	0.94%	0.11%	1	100.00	100.00%
5/6/2019	$265.63	0.89%	0.11%	1	100.00	100.00%
5/3/2019	$140.63	0.47%	0.06%	1	100.00	100.00%
5/2/2019	($390.63)	(1.30%)	(0.16%)	1	0.00	0.00%
5/1/2019	($62.50)	(0.21%)	(0.02%)	1	0.00	0.00%
4/30/2019	$203.13	0.68%	0.08%	1	100.00	100.00%
4/29/2019	($203.13)	(0.68%)	(0.08%)	1	0.00	0.00%
4/26/2019	$296.88	0.99%	0.12%	1	100.00	100.00%
4/25/2019	($140.63)	(0.47%)	(0.06%)	1	0.00	0.00%
4/24/2019	$390.63	1.30%	0.16%	1	100.00	100.00%
4/23/2019	$203.13	0.68%	0.08%	1	100.00	100.00%
4/22/2019	($203.13)	(0.68%)	(0.08%)	1	0.00	0.00%
4/18/2019	$296.88	0.99%	0.12%	1	100.00	100.00%
4/17/2019	$0.00	0.00%	0.00%	1	100.00	0.00%
4/16/2019	($281.25)	(0.94%)	(0.11%)	1	0.00	0.00%
4/15/2019	$46.88	0.16%	0.02%	1	100.00	100.00%
4/12/2019	($531.25)	(1.77%)	(0.21%)	1	0.00	0.00%
4/11/2019	($250.00)	(0.83%)	(0.10%)	1	0.00	0.00%
4/10/2019	$234.38	0.78%	0.09%	1	100.00	100.00%
4/9/2019	$187.50	0.63%	0.07%	1	100.00	100.00%
4/8/2019	($171.88)	(0.57%)	(0.07%)	1	0.00	0.00%
4/5/2019	$93.75	0.31%	0.04%	1	100.00	100.00%
4/4/2019	$78.13	0.26%	0.03%	1	100.00	100.00%
4/3/2019	($359.38)	(1.20%)	(0.14%)	1	0.00	0.00%
4/2/2019	$234.38	0.78%	0.09%	1	100.00	100.00%
4/1/2019	($687.50)	(2.29%)	(0.27%)	1	0.00	0.00%
3/29/2019	($140.63)	(0.47%)	(0.06%)	1	0.00	0.00%
3/28/2019	($296.88)	(0.99%)	(0.12%)	1	0.00	0.00%
3/27/2019	$375.00	1.25%	0.15%	1	100.00	100.00%
3/26/2019	($171.88)	(0.57%)	(0.07%)	1	0.00	0.00%
3/25/2019	$343.75	1.15%	0.14%	1	100.00	100.00%
3/22/2019	$781.25	2.60%	0.31%	1	100.00	100.00%
3/21/2019	($78.13)	(0.26%)	(0.03%)	1	0.00	0.00%
3/20/2019	$687.50	2.29%	0.28%	1	100.00	100.00%
3/19/2019	($93.75)	(0.31%)	(0.04%)	1	0.00	0.00%
3/18/2019	($125.00)	(0.42%)	(0.05%)	1	0.00	0.00%
3/15/2019	$281.25	0.94%	0.11%	1	100.00	100.00%

3/14/2019	($15.63)	(0.05%)	(0.01%)	1	0.00	0.00%
3/13/2019	($171.88)	(0.57%)	(0.07%)	1	0.00	0.00%
3/12/2019	$250.00	0.83%	0.10%	1	100.00	100.00%
3/11/2019	($78.13)	(0.26%)	(0.03%)	1	0.00	0.00%
3/8/2019	$125.00	0.42%	0.05%	1	100.00	100.00%
3/7/2019	$453.13	1.51%	0.18%	1	100.00	100.00%
3/6/2019	$234.38	0.78%	0.09%	1	100.00	100.00%
3/5/2019	$0.00	0.00%	0.00%	1	100.00	0.00%
3/4/2019	$265.63	0.89%	0.11%	1	100.00	100.00%
3/1/2019	($328.13)	(1.09%)	(0.13%)	1	0.00	0.00%
2/28/2019	($328.13)	(1.09%)	(0.13%)	1	0.00	0.00%
2/27/2019	($343.75)	(1.15%)	(0.14%)	1	0.00	0.00%
2/26/2019	$203.13	0.68%	0.08%	1	100.00	100.00%
2/25/2019	($46.88)	(0.16%)	(0.02%)	1	0.00	0.00%
2/22/2019	$296.88	0.99%	0.12%	1	100.00	100.00%
2/21/2019	($359.38)	(1.20%)	(0.14%)	1	0.00	0.00%
2/20/2019	($78.13)	(0.26%)	(0.03%)	1	0.00	0.00%
2/19/2019	$296.88	0.99%	0.12%	1	100.00	100.00%
2/18/2019	($62.50)	(0.21%)	(0.03%)	1	0.00	0.00%
2/15/2019	($109.38)	(0.36%)	(0.04%)	1	0.00	0.00%
2/14/2019	$390.63	1.30%	0.16%	1	100.00	100.00%
2/13/2019	($171.88)	(0.57%)	(0.07%)	1	0.00	0.00%
2/12/2019	($234.38)	(0.78%)	(0.09%)	1	0.00	0.00%
2/11/2019	($156.25)	(0.52%)	(0.06%)	1	0.00	0.00%
2/8/2019	$109.38	0.36%	0.04%	1	100.00	100.00%
2/7/2019	$296.88	0.99%	0.12%	1	100.00	100.00%
2/6/2019	$78.13	0.26%	0.03%	1	100.00	100.00%
2/5/2019	$156.25	0.52%	0.06%	1	100.00	100.00%
2/4/2019	($281.25)	(0.94%)	(0.11%)	1	0.00	0.00%
2/1/2019	($500.00)	(1.67%)	(0.20%)	1	0.00	0.00%
1/31/2019	$343.75	1.15%	0.14%	1	100.00	100.00%
1/30/2019	$1,711.88	5.71%	0.75%	6	3.83	83.33%
1/29/2019	$941.88	3.14%	0.54%	3	100.00	100.00%
1/28/2019	($1,061.25)	(3.54%)	(0.60%)	3	0.22	66.67%
1/25/2019	$478.75	1.60%	0.21%	5	1.45	60.00%
1/24/2019	$79.38	0.26%	0.04%	3	1.48	66.67%
1/23/2019	($1,144.38)	(3.81%)	(0.50%)	4	0.13	50.00%
1/22/2019	($1,350.00)	(4.50%)	(0.76%)	2	0.12	50.00%
1/21/2019	($531.25)	(1.77%)	(0.30%)	2	0.23	50.00%
1/18/2019	$2,423.13	8.08%	1.07%	3	7.74	66.67%
1/17/2019	$811.25	2.70%	0.46%	4	3.88	75.00%
1/16/2019	$6.88	0.02%	0.00%	6	1.01	33.33%
1/15/2019	$83.75	0.28%	0.04%	4	1.19	25.00%
1/14/2019	$15.63	0.05%	0.01%	1	100.00	100.00%
1/11/2019	$312.50	1.04%	0.13%	1	100.00	100.00%
1/10/2019	($730.00)	(2.43%)	(0.29%)	2	0.00	0.00%
1/9/2019	$171.88	0.57%	0.07%	1	100.00	100.00%
1/8/2019	($296.88)	(0.99%)	(0.12%)	1	0.00	0.00%
1/7/2019	($250.00)	(0.83%)	(0.10%)	1	0.00	0.00%
1/4/2019	$1,060.63	3.54%	0.47%	2	2.08	50.00%
1/3/2019	$640.63	2.14%	0.26%	1	100.00	100.00%
1/2/2019	$640.63	2.14%	0.26%	1	100.00	100.00%
12/31/2018	$140.63	0.47%	0.06%	1	100.00	100.00%
12/28/2018	$359.38	1.20%	0.14%	1	100.00	100.00%
12/27/2018	$437.50	1.46%	0.18%	1	100.00	100.00%
12/26/2018	($593.75)	(1.98%)	(0.24%)	1	0.00	0.00%
12/24/2018	$484.38	1.61%	0.20%	1	100.00	100.00%
12/21/2018	$125.00	0.42%	0.05%	1	100.00	100.00%
12/20/2018	($189.38)	(0.63%)	(0.08%)	1	0.00	0.00%
12/19/2018	$154.38	0.51%	0.06%	1	100.00	100.00%
12/18/2018	$281.25	0.94%	0.11%	1	100.00	100.00%

12/17/2018	($276.88)	(0.92%)	(0.11%)	2	0.49	50.00%
12/14/2018	$156.25	0.52%	0.06%	1	100.00	100.00%
12/13/2018	$31.25	0.10%	0.01%	1	100.00	100.00%
12/12/2018	($234.38)	(0.78%)	(0.09%)	1	0.00	0.00%
12/11/2018	($583.13)	(1.94%)	(0.26%)	2	0.00	0.00%
12/10/2018	$13.75	0.05%	0.01%	1	100.00	100.00%
12/4/2018	($560.63)	(1.87%)	(0.31%)	2	0.45	50.00%
12/3/2018	($154.38)	(0.51%)	(0.07%)	3	0.59	66.67%
11/30/2018	$1,047.50	3.49%	0.59%	5	100.00	100.00%
11/29/2018	($1,406.88)	(4.69%)	(0.79%)	5	0.13	40.00%
11/28/2018	($744.38)	(2.48%)	(0.41%)	4	0.09	25.00%
11/27/2018	($31.25)	(0.10%)	(0.01%)	1	0.00	0.00%
11/26/2018	($458.13)	(1.53%)	(0.20%)	2	0.00	0.00%
11/23/2018	$140.63	0.47%	0.06%	1	100.00	100.00%
11/22/2018	($15.63)	(0.05%)	(0.01%)	1	0.00	0.00%
11/21/2018	$0.00	0.00%	0.00%	1	100.00	0.00%
11/20/2018	($31.25)	(0.10%)	(0.01%)	1	0.00	0.00%
11/19/2018	($15.63)	(0.05%)	(0.01%)	1	0.00	0.00%
11/16/2018	$406.25	1.35%	0.16%	1	100.00	100.00%
11/15/2018	$125.00	0.42%	0.05%	1	100.00	100.00%
11/14/2018	$171.88	0.57%	0.07%	1	100.00	100.00%
11/13/2018	$109.38	0.36%	0.04%	1	100.00	100.00%
11/12/2018	($911.25)	(3.04%)	(0.50%)	3	0.24	33.33%
11/9/2018	($161.25)	(0.54%)	(0.09%)	3	0.72	33.33%
11/8/2018	$277.50	0.93%	0.15%	3	5.44	66.67%
11/7/2018	$1,635.63	5.45%	0.73%	2	15.95	50.00%
11/6/2018	($218.75)	(0.73%)	(0.09%)	1	0.00	0.00%
11/5/2018	$78.13	0.26%	0.03%	1	100.00	100.00%
11/2/2018	($578.13)	(1.93%)	(0.23%)	1	0.00	0.00%
11/1/2018	$109.38	0.36%	0.04%	1	100.00	100.00%
10/31/2018	($505.00)	(1.68%)	(0.22%)	2	0.00	0.00%
10/30/2018	($281.25)	(0.94%)	(0.11%)	1	0.00	0.00%
10/29/2018	($93.75)	(0.31%)	(0.04%)	1	0.00	0.00%
10/26/2018	$359.38	1.20%	0.15%	1	100.00	100.00%
10/25/2018	($109.38)	(0.36%)	(0.04%)	1	0.00	0.00%
10/24/2018	$546.88	1.82%	0.22%	1	100.00	100.00%
10/23/2018	$265.63	0.89%	0.11%	1	100.00	100.00%
10/22/2018	($15.63)	(0.05%)	(0.01%)	1	0.00	0.00%
10/19/2018	($109.38)	(0.36%)	(0.04%)	1	0.00	0.00%
10/18/2018	$234.38	0.78%	0.10%	1	100.00	100.00%
10/17/2018	($281.25)	(0.94%)	(0.11%)	1	0.00	0.00%
10/16/2018	($62.50)	(0.21%)	(0.03%)	1	0.00	0.00%
10/15/2018	$62.50	0.21%	0.03%	1	100.00	100.00%
10/12/2018	($125.00)	(0.42%)	(0.05%)	1	0.00	0.00%
10/11/2018	$78.13	0.26%	0.03%	1	100.00	100.00%
10/10/2018	($249.38)	(0.83%)	(0.14%)	2	0.61	50.00%
10/9/2018	($651.88)	(2.17%)	(0.36%)	3	0.18	33.33%
10/8/2018	($1,001.88)	(3.34%)	(0.55%)	3	0.02	66.67%
10/5/2018	($1,148.75)	(3.83%)	(0.63%)	3	0.11	33.33%
10/4/2018	($533.13)	(1.78%)	(0.29%)	3	0.20	33.33%
10/3/2018	$259.38	0.86%	0.14%	5	1.25	60.00%
10/2/2018	$215.63	0.72%	0.12%	3	100.00	100.00%
10/1/2018	$785.00	2.62%	0.35%	6	2.55	66.67%
9/28/2018	($71.88)	(0.24%)	(0.04%)	3	0.00	0.00%
9/27/2018	$953.13	3.18%	0.52%	3	21.33	66.67%
9/26/2018	$1,040.00	3.47%	0.57%	5	417.00	80.00%
9/25/2018	($487.50)	(1.63%)	(0.27%)	3	0.00	0.00%
9/24/2018	($704.38)	(2.35%)	(0.39%)	4	0.13	50.00%
9/21/2018	($588.75)	(1.96%)	(0.26%)	3	0.05	33.33%
9/20/2018	$1,826.88	6.09%	0.82%	6	117.92	83.33%

9/19/2018	$136.25	0.45%	0.07%	4	5.36	75.00%
9/18/2018	($465.00)	(1.55%)	(0.25%)	2	0.07	50.00%
9/17/2018	($1,221.25)	(4.07%)	(0.66%)	5	0.26	60.00%
9/14/2018	($119.38)	(0.40%)	(0.06%)	5	0.65	40.00%
9/13/2018	$325.00	1.08%	0.15%	5	1.73	60.00%
9/12/2018	($40.63)	(0.14%)	(0.02%)	2	0.73	50.00%
9/11/2018	($230.00)	(0.77%)	(0.12%)	3	0.39	66.67%
9/10/2018	$556.88	1.86%	0.25%	5	2.47	80.00%
9/7/2018	($821.88)	(2.74%)	(0.44%)	2	0.00	0.00%
9/6/2018	$129.38	0.43%	0.07%	3	1.92	66.67%
9/5/2018	($1,504.38)	(5.01%)	(0.81%)	4	0.09	50.00%
9/4/2018	($1,245.63)	(4.15%)	(0.56%)	4	0.04	25.00%
9/3/2018	$31.88	0.11%	0.01%	3	2.04	33.33%
8/31/2018	$786.25	2.62%	0.42%	4	100.00	100.00%
8/30/2018	($257.50)	(0.86%)	(0.14%)	4	0.49	25.00%
8/29/2018	$725.00	2.42%	0.39%	2	12.60	50.00%
8/28/2018	($103.13)	(0.34%)	(0.05%)	5	0.84	60.00%
8/27/2018	$1,475.63	4.92%	0.66%	6	7.30	83.33%
8/24/2018	$1,516.25	5.05%	0.69%	6	100.00	100.00%
8/23/2018	($484.38)	(1.61%)	(0.26%)	3	0.00	0.00%
8/22/2018	$1,218.13	4.06%	0.66%	5	10.37	60.00%
8/21/2018	($686.88)	(2.29%)	(0.31%)	6	0.46	33.33%
8/20/2018	$231.25	0.77%	0.13%	5	1.60	40.00%
8/17/2018	$478.13	1.59%	0.26%	2	100.00	100.00%
8/16/2018	$1,398.13	4.66%	0.63%	3	30.83	66.67%
8/15/2018	($1,376.88)	(4.59%)	(0.74%)	3	0.24	66.67%
8/14/2018	$665.63	2.22%	0.36%	2	7.09	50.00%
8/13/2018	$113.13	0.38%	0.06%	2	3.41	50.00%
8/10/2018	($746.25)	(2.49%)	(0.40%)	5	0.52	60.00%
8/9/2018	$93.75	0.31%	0.05%	3	1.75	33.33%
8/8/2018	($519.38)	(1.73%)	(0.28%)	5	0.28	60.00%
8/7/2018	$810.00	2.70%	0.37%	6	4.24	83.33%
8/6/2018	($253.75)	(0.85%)	(0.14%)	5	0.27	20.00%
8/3/2018	$1,403.13	4.68%	0.76%	3	100.00	100.00%
8/2/2018	$1,831.25	6.10%	1.00%	3	100.00	100.00%
8/1/2018	($1,506.25)	(5.02%)	(0.82%)	3	0.00	0.00%
7/31/2018	$2,121.88	7.07%	1.16%	3	100.00	100.00%
7/30/2018	($1,325.00)	(4.42%)	(0.72%)	3	0.00	0.00%
7/27/2018	($2,112.50)	(7.04%)	(1.14%)	3	0.08	33.33%
7/26/2018	($515.63)	(1.72%)	(0.28%)	3	0.00	0.00%
7/25/2018	$2,421.88	8.07%	1.32%	3	12.92	66.67%
7/24/2018	$379.38	1.26%	0.17%	4	1.96	50.00%
7/23/2018	$321.88	1.07%	0.18%	3	1.71	66.67%
7/20/2018	($478.13)	(1.59%)	(0.26%)	3	0.00	0.00%
7/19/2018	($709.38)	(2.36%)	(0.38%)	3	0.27	33.33%
7/18/2018	$128.13	0.43%	0.07%	3	3.73	66.67%
7/17/2018	$993.13	3.31%	0.54%	5	22.19	80.00%
7/16/2018	($993.75)	(3.31%)	(0.54%)	3	0.00	0.00%
7/13/2018	$671.25	2.24%	0.36%	5	100.00	100.00%
7/12/2018	$1,136.25	3.79%	0.62%	4	455.50	75.00%
7/11/2018	($58.75)	(0.20%)	(0.03%)	2	0.35	50.00%
7/10/2018	$210.63	0.70%	0.10%	2	100.00	100.00%
7/9/2018	$182.50	0.61%	0.08%	2	1.73	50.00%
7/6/2018	$62.50	0.21%	0.03%	1	100.00	100.00%
7/5/2018	($751.25)	(2.50%)	(0.34%)	3	0.11	33.33%
7/4/2018	($202.50)	(0.68%)	(0.11%)	2	0.00	0.00%
7/3/2018	$312.50	1.04%	0.13%	1	100.00	100.00%
7/2/2018	($62.50)	(0.21%)	(0.03%)	1	0.00	0.00%
6/29/2018	($171.88)	(0.57%)	(0.07%)	1	0.00	0.00%
6/28/2018	($125.00)	(0.42%)	(0.05%)	1	0.00	0.00%
6/27/2018	($583.75)	(1.95%)	(0.32%)	2	0.41	50.00%

6/26/2018	$118.75	0.40%	0.06%	2	100.00	100.00%
6/25/2018	($939.38)	(3.13%)	(0.51%)	3	0.10	66.67%
6/22/2018	$309.38	1.03%	0.17%	2	100.00	100.00%
6/21/2018	$157.50	0.53%	0.09%	3	2.02	33.33%
6/20/2018	($436.25)	(1.45%)	(0.20%)	3	0.34	33.33%
6/19/2018	($1,158.13)	(3.86%)	(0.63%)	3	0.17	66.67%
6/18/2018	$44.38	0.15%	0.02%	2	18.75	50.00%
6/15/2018	($1,030.63)	(3.44%)	(0.55%)	5	0.30	60.00%
6/14/2018	$1,093.75	3.65%	0.59%	3	100.00	100.00%
6/13/2018	($1,409.38)	(4.70%)	(0.76%)	3	0.00	0.00%
6/12/2018	$699.38	2.33%	0.38%	5	9.95	80.00%
6/11/2018	($71.25)	(0.24%)	(0.03%)	6	0.82	33.33%
6/8/2018	($41.88)	(0.14%)	(0.02%)	4	0.76	50.00%
6/7/2018	$561.25	1.87%	0.30%	3	100.00	100.00%
6/6/2018	($370.63)	(1.24%)	(0.20%)	5	0.58	60.00%
6/5/2018	$523.13	1.74%	0.28%	3	100.00	100.00%
6/4/2018	($388.13)	(1.29%)	(0.18%)	4	0.48	25.00%
6/1/2018	$1,013.13	3.38%	0.46%	4	16.74	75.00%
5/31/2018	($167.50)	(0.56%)	(0.09%)	2	0.22	50.00%
5/30/2018	$2,332.50	7.78%	1.08%	2	100.00	100.00%
5/29/2018	($1,338.13)	(4.46%)	(0.72%)	6	0.41	66.67%
5/28/2018	$546.88	1.82%	0.29%	3	100.00	100.00%
5/25/2018	($134.38)	(0.45%)	(0.07%)	3	0.79	33.33%
5/24/2018	($1,478.75)	(4.93%)	(0.79%)	5	0.14	60.00%
5/23/2018	($1,047.50)	(3.49%)	(0.56%)	5	0.32	20.00%
5/22/2018	($684.38)	(2.28%)	(0.36%)	3	0.02	33.33%
5/21/2018	$1,256.88	4.19%	0.58%	6	4.16	50.00%
5/18/2018	($203.13)	(0.68%)	(0.11%)	3	0.68	33.33%
5/17/2018	$130.00	0.43%	0.07%	4	9.67	50.00%
5/16/2018	($155.63)	(0.52%)	(0.08%)	2	0.23	50.00%
5/15/2018	($160.00)	(0.53%)	(0.08%)	3	0.68	66.67%
5/14/2018	($243.13)	(0.81%)	(0.11%)	4	0.58	50.00%
5/11/2018	$1,188.13	3.96%	0.63%	5	26.35	80.00%
5/10/2018	$1,010.00	3.37%	0.47%	6	2.82	66.67%
5/9/2018	($131.25)	(0.44%)	(0.06%)	5	0.78	60.00%
5/8/2018	($78.75)	(0.26%)	(0.04%)	4	0.77	50.00%
5/7/2018	($142.50)	(0.48%)	(0.07%)	3	0.63	33.33%
5/4/2018	$256.88	0.86%	0.14%	2	17.44	50.00%
5/3/2018	$347.50	1.16%	0.18%	5	1.58	80.00%
5/2/2018	($467.50)	(1.56%)	(0.25%)	3	0.12	33.33%
5/1/2018	($768.13)	(2.56%)	(0.41%)	5	0.31	40.00%
4/30/2018	($934.38)	(3.11%)	(0.43%)	5	0.16	40.00%
4/27/2018	$81.25	0.27%	0.04%	2	2.08	50.00%
4/26/2018	$1,650.00	5.50%	0.88%	2	100.00	100.00%
4/25/2018	($423.75)	(1.41%)	(0.23%)	3	0.63	33.33%
4/24/2018	($11.88)	(0.04%)	(0.01%)	2	0.89	50.00%
4/23/2018	($120.00)	(0.40%)	(0.06%)	3	0.59	33.33%
4/20/2018	($1,629.38)	(5.43%)	(0.86%)	4	0.14	25.00%
4/19/2018	($2,288.13)	(7.63%)	(1.19%)	5	0.00	0.00%
4/18/2018	($298.75)	(1.00%)	(0.16%)	3	0.13	66.67%
4/17/2018	$357.50	1.19%	0.17%	2	100.00	50.00%
4/16/2018	($31.25)	(0.10%)	(0.01%)	1	0.00	0.00%
4/13/2018	$31.25	0.10%	0.01%	1	100.00	100.00%
4/12/2018	($437.50)	(1.46%)	(0.18%)	1	0.00	0.00%
4/11/2018	$140.63	0.47%	0.06%	1	100.00	100.00%
4/10/2018	($187.50)	(0.63%)	(0.08%)	1	0.00	0.00%
4/9/2018	($93.75)	(0.31%)	(0.04%)	1	0.00	0.00%
4/6/2018	$484.38	1.61%	0.20%	1	100.00	100.00%
4/5/2018	($156.25)	(0.52%)	(0.06%)	1	0.00	0.00%
4/4/2018	($187.50)	(0.63%)	(0.08%)	1	0.00	0.00%

4/3/2018	($343.75)	(1.15%)	(0.14%)	1	0.00	0.00%
4/2/2018	$203.13	0.68%	0.08%	1	100.00	100.00%
3/29/2018	$187.50	0.63%	0.08%	1	100.00	100.00%
3/28/2018	($140.63)	(0.47%)	(0.06%)	1	0.00	0.00%
3/27/2018	$593.75	1.98%	0.24%	1	100.00	100.00%
3/26/2018	($281.25)	(0.94%)	(0.11%)	1	0.00	0.00%
3/23/2018	$109.38	0.36%	0.04%	1	100.00	100.00%
3/22/2018	$421.88	1.41%	0.17%	1	100.00	100.00%
3/21/2018	($80.63)	(0.27%)	(0.04%)	2	0.68	50.00%
3/20/2018	($246.88)	(0.82%)	(0.13%)	2	0.17	50.00%
3/19/2018	($751.25)	(2.50%)	(0.39%)	4	0.40	25.00%
3/16/2018	($763.75)	(2.55%)	(0.39%)	4	0.00	0.00%
3/15/2018	$84.38	0.28%	0.04%	2	2.08	50.00%
3/14/2018	$829.38	2.76%	0.43%	3	100.00	100.00%
3/13/2018	$1,145.00	3.82%	0.53%	6	3.26	66.67%
3/12/2018	($769.38)	(2.56%)	(0.36%)	4	0.15	25.00%
3/9/2018	$1,594.38	5.31%	0.75%	4	8.85	75.00%
3/8/2018	$1,603.75	5.35%	0.84%	5	100.00	100.00%
3/7/2018	($1,376.25)	(4.59%)	(0.71%)	4	0.02	25.00%
3/6/2018	$246.88	0.82%	0.13%	2	16.80	50.00%
3/5/2018	($1,055.00)	(3.52%)	(0.54%)	3	0.00	0.00%
3/2/2018	($198.13)	(0.66%)	(0.10%)	2	0.00	0.00%
2/15/2018	$290.00	0.97%	0.14%	2	1.76	50.00%
2/5/2018	($2,337.50)	(7.79%)	(1.19%)	3	0.00	0.00%
2/2/2018	($1,180.00)	(3.93%)	(0.60%)	2	0.00	0.00%
2/1/2018	($137.50)	(0.46%)	(0.07%)	1	0.00	0.00%
1/31/2018	$150.00	0.50%	0.08%	1	100.00	100.00%
1/30/2018	($1,317.50)	(4.39%)	(0.66%)	2	0.00	0.00%
1/29/2018	($1,280.00)	(4.27%)	(0.64%)	2	0.00	0.00%
1/26/2018	$250.00	0.83%	0.13%	4	1.38	75.00%
1/25/2018	$1,660.00	5.53%	0.84%	5	100.00	100.00%
1/24/2018	($12.50)	(0.04%)	(0.01%)	4	0.97	25.00%
1/23/2018	($522.50)	(1.74%)	(0.24%)	3	0.06	33.33%
1/22/2018	$207.50	0.69%	0.10%	2	100.00	100.00%
1/19/2018	$532.50	1.78%	0.27%	2	100.00	100.00%
1/18/2018	($325.00)	(1.08%)	(0.16%)	1	0.00	0.00%
1/17/2018	$1,025.00	3.42%	0.52%	1	100.00	100.00%
1/16/2018	$227.50	0.76%	0.11%	7	1.27	71.43%
1/15/2018	$457.50	1.53%	0.21%	4	6.08	75.00%
1/12/2018	$897.50	2.99%	0.42%	5	100.00	100.00%
1/11/2018	$527.50	1.76%	0.27%	4	100.00	100.00%
1/10/2018	($683.75)	(2.28%)	(0.35%)	5	0.23	40.00%
1/9/2018	($292.50)	(0.98%)	(0.14%)	4	0.53	50.00%
1/8/2018	$465.63	1.55%	0.24%	3	100.00	100.00%
1/5/2018	$970.00	3.23%	0.50%	4	2.24	50.00%
1/4/2018	$1,507.50	5.03%	0.71%	4	13.06	75.00%
1/3/2018	$2,113.75	7.05%	1.01%	4	100.00	100.00%
1/2/2018	$2,262.50	7.54%	1.17%	3	8.24	66.67%
12/29/2017	$114.38	0.38%	0.05%	7	1.07	57.14%
12/28/2017	($76.88)	(0.26%)	(0.04%)	4	0.64	25.00%
12/27/2017	$541.88	1.81%	0.28%	4	5.82	75.00%
12/26/2017	$112.50	0.38%	0.06%	3	100.00	100.00%
12/22/2017	($69.38)	(0.23%)	(0.04%)	5	0.18	20.00%
12/21/2017	$606.25	2.02%	0.32%	3	100.00	100.00%
12/20/2017	($543.75)	(1.81%)	(0.28%)	3	0.00	0.00%
12/19/2017	($1,631.25)	(5.44%)	(0.84%)	3	0.00	0.00%
12/18/2017	$941.88	3.14%	0.45%	4	3.83	50.00%
12/15/2017	$2,962.50	9.88%	1.55%	3	48.40	66.67%
12/14/2017	($1,073.75)	(3.58%)	(0.56%)	4	0.07	25.00%
12/13/2017	$946.25	3.15%	0.49%	5	100.00	100.00%
12/12/2017	($39.38)	(0.13%)	(0.02%)	3	0.64	66.67%

12/11/2017	$406.88	1.36%	0.21%	5	6.21	80.00%
12/8/2017	$850.00	2.83%	0.41%	5	14.60	80.00%
12/7/2017	$221.25	0.74%	0.12%	4	2.42	75.00%
12/6/2017	$76.25	0.25%	0.04%	3	1.43	66.67%
12/5/2017	($368.75)	(1.23%)	(0.19%)	2	0.20	50.00%
12/4/2017	($820.63)	(2.74%)	(0.39%)	3	0.00	0.00%
12/1/2017	($3,007.50)	(10.03%)	(1.55%)	4	0.11	50.00%
11/30/2017	$1,666.88	5.56%	0.81%	4	7.28	75.00%
11/29/2017	($462.50)	(1.54%)	(0.24%)	3	0.00	0.00%
11/28/2017	$1,175.63	3.92%	0.57%	6	12.54	50.00%
11/27/2017	$183.13	0.61%	0.09%	4	74.25	75.00%
11/24/2017	$217.50	0.73%	0.11%	4	2.16	75.00%
11/23/2017	$350.00	1.17%	0.18%	3	100.00	66.67%
11/22/2017	$75.63	0.25%	0.04%	3	1.24	33.33%
11/21/2017	$768.75	2.56%	0.38%	5	15.64	80.00%
11/20/2017	$536.88	1.79%	0.28%	5	3.02	80.00%
11/17/2017	($470.00)	(1.57%)	(0.24%)	4	0.29	25.00%
11/16/2017	$1,120.00	3.73%	0.55%	3	4.58	66.67%
11/15/2017	($555.00)	(1.85%)	(0.29%)	3	0.39	66.67%
11/14/2017	($1,382.50)	(4.61%)	(0.71%)	4	0.13	50.00%
11/13/2017	($102.50)	(0.34%)	(0.05%)	3	0.49	33.33%
11/10/2017	($587.50)	(1.96%)	(0.30%)	2	0.00	0.00%
11/9/2017	($930.00)	(3.10%)	(0.47%)	3	0.02	33.33%
11/8/2017	$126.88	0.42%	0.06%	4	1.62	75.00%
11/7/2017	$19.38	0.06%	0.01%	6	1.05	50.00%
11/6/2017	$652.50	2.18%	0.33%	5	12.86	60.00%
11/3/2017	$86.88	0.29%	0.04%	5	1.36	60.00%
11/2/2017	$693.75	2.31%	0.35%	3	100.00	100.00%
11/1/2017	$156.88	0.52%	0.08%	6	1.21	50.00%
10/31/2017	$98.75	0.33%	0.05%	4	1.63	75.00%
10/30/2017	($140.63)	(0.47%)	(0.07%)	2	0.68	50.00%
10/27/2017	$1,779.38	5.93%	0.89%	3	100.00	100.00%
10/26/2017	($81.25)	(0.27%)	(0.04%)	2	0.63	50.00%
10/25/2017	($2,176.25)	(7.25%)	(1.10%)	4	0.10	25.00%
10/24/2017	($184.38)	(0.61%)	(0.09%)	3	0.49	66.67%
10/23/2017	($853.13)	(2.84%)	(0.43%)	3	0.17	33.33%
10/20/2017	$963.75	3.21%	0.48%	4	2.81	75.00%
10/19/2017	$365.63	1.22%	0.18%	3	100.00	100.00%
10/18/2017	$183.75	0.61%	0.09%	5	1.53	80.00%
10/17/2017	$84.38	0.28%	0.04%	3	6.40	66.67%
10/16/2017	($25.63)	(0.09%)	(0.01%)	5	0.92	80.00%
10/13/2017	$960.00	3.20%	0.49%	6	100.00	100.00%
10/12/2017	$293.13	0.98%	0.15%	5	6.33	60.00%
10/11/2017	$387.50	1.29%	0.20%	3	100.00	100.00%
10/10/2017	$220.00	0.73%	0.11%	4	1.58	50.00%
10/9/2017	($150.00)	(0.50%)	(0.08%)	3	0.00	0.00%
10/6/2017	($456.25)	(1.52%)	(0.23%)	3	0.00	0.00%
10/5/2017	$575.63	1.92%	0.29%	6	3.46	83.33%
10/4/2017	$355.63	1.19%	0.18%	5	100.00	100.00%
10/3/2017	$636.88	2.12%	0.32%	5	100.00	100.00%
10/2/2017	$1,329.38	4.43%	0.67%	4	86.08	75.00%
9/29/2017	($145.00)	(0.48%)	(0.07%)	4	0.60	50.00%
9/28/2017	$281.25	0.94%	0.14%	2	100.00	100.00%
9/27/2017	($43.75)	(0.15%)	(0.02%)	2	0.91	50.00%
9/26/2017	($658.13)	(2.19%)	(0.33%)	3	0.00	0.00%
9/25/2017	($726.25)	(2.42%)	(0.37%)	4	0.37	50.00%
9/22/2017	$134.38	0.45%	0.07%	3	2.34	33.33%
9/21/2017	($493.75)	(1.65%)	(0.25%)	3	0.00	0.00%
9/20/2017	($125.63)	(0.42%)	(0.06%)	5	0.66	40.00%
9/19/2017	($59.38)	(0.20%)	(0.03%)	3	0.46	66.67%

9/18/2017	($534.38)	(1.78%)	(0.27%)	5	0.13	60.00%
9/15/2017	$342.50	1.14%	0.17%	4	2.83	75.00%
9/14/2017	($100.00)	(0.33%)	(0.05%)	3	0.00	0.00%
9/13/2017	($174.38)	(0.58%)	(0.09%)	3	0.07	33.33%
9/12/2017	$36.88	0.12%	0.02%	4	1.14	75.00%
9/11/2017	$1,100.00	3.67%	0.56%	5	2.76	80.00%
9/8/2017	($484.38)	(1.61%)	(0.24%)	3	0.00	0.00%
9/7/2017	$967.50	3.23%	0.49%	4	100.00	100.00%
9/6/2017	($146.88)	(0.49%)	(0.07%)	2	0.59	50.00%
9/5/2017	$697.50	2.33%	0.35%	2	100.00	100.00%
9/4/2017	$281.25	0.94%	0.11%	1	100.00	100.00%
9/1/2017	($406.25)	(1.35%)	(0.16%)	1	0.00	0.00%
8/31/2017	$348.13	1.16%	0.18%	2	100.00	100.00%
8/30/2017	($93.75)	(0.31%)	(0.04%)	1	0.00	0.00%
8/29/2017	$250.00	0.83%	0.10%	1	100.00	100.00%
8/28/2017	$93.75	0.31%	0.04%	1	100.00	100.00%
8/25/2017	$23.13	0.08%	0.01%	2	1.13	50.00%
8/24/2017	($265.63)	(0.89%)	(0.11%)	1	0.00	0.00%
8/23/2017	$375.00	1.25%	0.15%	1	100.00	100.00%
8/22/2017	$229.38	0.76%	0.12%	2	1.86	50.00%
8/21/2017	$93.75	0.31%	0.04%	1	100.00	100.00%
8/18/2017	($62.50)	(0.21%)	(0.03%)	1	0.00	0.00%
8/17/2017	$281.25	0.94%	0.11%	1	100.00	100.00%
8/16/2017	$485.00	1.62%	0.25%	2	100.00	100.00%
8/15/2017	($434.38)	(1.45%)	(0.22%)	2	0.00	0.00%
8/14/2017	$1,120.00	3.73%	0.57%	3	5.48	66.67%
8/11/2017	$431.25	1.44%	0.22%	2	100.00	100.00%
8/10/2017	($823.75)	(2.75%)	(0.42%)	3	0.33	33.33%
8/9/2017	$262.50	0.88%	0.13%	2	100.00	100.00%
8/8/2017	$358.13	1.19%	0.18%	4	8.64	75.00%
8/7/2017	$305.00	1.02%	0.16%	4	62.00	50.00%
8/4/2017	($605.63)	(2.02%)	(0.31%)	5	0.16	40.00%
8/3/2017	$206.25	0.69%	0.11%	2	2.50	50.00%
8/2/2017	($153.13)	(0.51%)	(0.08%)	2	0.00	0.00%
8/1/2017	$590.63	1.97%	0.30%	2	100.00	100.00%
7/31/2017	($190.63)	(0.64%)	(0.10%)	2	0.00	0.00%
7/28/2017	$112.50	0.38%	0.06%	2	2.50	50.00%
7/27/2017	$1,187.50	3.96%	0.61%	5	7.33	80.00%
7/26/2017	$357.50	1.19%	0.18%	4	3.86	50.00%
7/25/2017	$389.38	1.30%	0.20%	7	1.52	71.43%
7/24/2017	($406.25)	(1.35%)	(0.21%)	3	0.00	0.00%
7/21/2017	($71.88)	(0.24%)	(0.04%)	3	0.74	33.33%
7/20/2017	$396.25	1.32%	0.20%	5	100.00	100.00%
7/19/2017	$1,181.88	3.94%	0.61%	6	9.40	83.33%
7/18/2017	$518.75	1.73%	0.27%	3	100.00	100.00%
7/17/2017	$303.13	1.01%	0.16%	3	100.00	100.00%
7/14/2017	$775.63	2.59%	0.40%	6	15.10	66.67%
7/13/2017	($173.75)	(0.58%)	(0.09%)	3	0.00	0.00%
7/12/2017	$391.88	1.31%	0.20%	2	100.00	100.00%
7/11/2017	$156.25	0.52%	0.06%	1	100.00	100.00%
7/10/2017	$140.63	0.47%	0.06%	1	100.00	100.00%
7/7/2017	$660.00	2.20%	0.34%	2	6.28	50.00%
7/6/2017	($1,017.50)	(3.39%)	(0.52%)	3	0.22	33.33%
7/5/2017	$396.88	1.32%	0.21%	2	100.00	100.00%
7/4/2017	$90.63	0.30%	0.05%	2	100.00	100.00%
7/3/2017	($673.75)	(2.25%)	(0.35%)	3	0.14	33.33%
6/30/2017	($328.13)	(1.09%)	(0.17%)	2	0.00	0.00%
6/29/2017	($1,409.38)	(4.70%)	(0.72%)	2	0.00	0.00%
6/28/2017	$1,175.00	3.92%	0.61%	2	19.80	50.00%
6/27/2017	($2,123.13)	(7.08%)	(1.08%)	4	0.00	0.00%
6/26/2017	$419.38	1.40%	0.22%	6	1.70	33.33%

6/23/2017	$185.63	0.62%	0.09%	4	2.33	75.00%
6/22/2017	($8.75)	(0.03%)	(0.00%)	3	0.91	33.33%
6/21/2017	($458.75)	(1.53%)	(0.23%)	3	0.00	0.00%
6/20/2017	($926.88)	(3.09%)	(0.47%)	4	0.25	50.00%
6/19/2017	$440.63	1.47%	0.23%	5	1.62	40.00%
6/16/2017	$278.13	0.93%	0.14%	2	100.00	100.00%
6/15/2017	($951.88)	(3.17%)	(0.48%)	3	0.14	33.33%
6/14/2017	$638.75	2.13%	0.32%	3	4.41	66.67%
6/13/2017	$511.88	1.71%	0.26%	4	100.00	100.00%
6/12/2017	($128.13)	(0.43%)	(0.06%)	2	0.00	0.00%
6/9/2017	$238.75	0.80%	0.12%	3	3.55	66.67%
6/8/2017	$34.38	0.11%	0.02%	2	1.44	50.00%
6/7/2017	($115.63)	(0.39%)	(0.06%)	2	0.43	50.00%
6/6/2017	$34.38	0.11%	0.02%	2	1.13	50.00%
6/5/2017	($311.25)	(1.04%)	(0.16%)	3	0.00	0.00%
6/2/2017	$790.63	2.64%	0.40%	2	100.00	100.00%
6/1/2017	$417.50	1.39%	0.21%	4	100.00	75.00%
5/31/2017	$290.63	0.97%	0.15%	3	100.00	100.00%
5/30/2017	($321.25)	(1.07%)	(0.17%)	4	0.41	25.00%
5/29/2017	($86.88)	(0.29%)	(0.04%)	4	0.47	25.00%
5/26/2017	$203.13	0.68%	0.10%	3	100.00	100.00%
5/25/2017	$488.13	1.63%	0.25%	6	4.85	50.00%
5/24/2017	$574.38	1.91%	0.29%	5	115.88	60.00%
5/23/2017	($13.75)	(0.05%)	(0.01%)	4	0.94	75.00%
5/22/2017	$415.63	1.39%	0.21%	2	3.42	50.00%
5/19/2017	$896.88	2.99%	0.46%	2	58.40	50.00%
5/18/2017	$281.25	0.94%	0.15%	2	4.00	50.00%
5/17/2017	($1,201.25)	(4.00%)	(0.62%)	4	0.41	25.00%
5/16/2017	($125.00)	(0.42%)	(0.06%)	3	0.50	33.33%
5/15/2017	$444.38	1.48%	0.23%	6	2.72	50.00%
5/12/2017	$396.88	1.32%	0.20%	3	3.65	33.33%
5/11/2017	($237.50)	(0.79%)	(0.12%)	3	0.44	33.33%
5/10/2017	$121.88	0.41%	0.06%	3	2.56	66.67%
5/9/2017	($68.13)	(0.23%)	(0.04%)	6	0.85	66.67%
5/8/2017	($236.25)	(0.79%)	(0.12%)	3	0.16	66.67%
5/5/2017	$1,125.63	3.75%	0.58%	5	100.00	100.00%
5/4/2017	$143.75	0.48%	0.07%	3	1.51	66.67%
5/3/2017	($578.13)	(1.93%)	(0.30%)	3	0.00	0.00%
5/2/2017	$96.88	0.32%	0.05%	3	1.48	33.33%
5/1/2017	$344.38	1.15%	0.18%	6	2.07	50.00%
4/28/2017	($265.00)	(0.88%)	(0.14%)	3	0.19	33.33%
4/27/2017	$903.13	3.01%	0.47%	5	100.00	100.00%
4/26/2017	$11.25	0.04%	0.01%	4	1.04	25.00%
4/25/2017	$238.75	0.80%	0.12%	3	1.51	66.67%
4/24/2017	$1,080.63	3.60%	0.57%	4	5.82	50.00%
4/21/2017	($190.00)	(0.63%)	(0.10%)	2	0.00	0.00%
4/20/2017	$107.50	0.36%	0.04%	1	100.00	100.00%
4/12/2017	$326.25	1.09%	0.13%	1	100.00	100.00%
4/11/2017	$213.75	0.71%	0.09%	2	1.56	50.00%
4/10/2017	$171.88	0.57%	0.07%	1	100.00	100.00%
4/7/2017	($406.25)	(1.35%)	(0.17%)	1	0.00	0.00%
4/6/2017	($62.50)	(0.21%)	(0.03%)	1	0.00	0.00%
4/5/2017	($83.13)	(0.28%)	(0.04%)	2	0.78	50.00%
4/4/2017	($328.13)	(1.09%)	(0.13%)	1	0.00	0.00%
4/3/2017	$609.38	2.03%	0.25%	1	100.00	100.00%
3/31/2017	$312.50	1.04%	0.13%	1	100.00	100.00%
3/30/2017	($359.38)	(1.20%)	(0.15%)	1	0.00	0.00%
3/29/2017	$375.00	1.25%	0.15%	1	100.00	100.00%
3/28/2017	($359.38)	(1.20%)	(0.15%)	1	0.00	0.00%
3/27/2017	$250.00	0.83%	0.10%	1	100.00	100.00%

3/24/2017	$46.88	0.16%	0.02%	1	100.00	100.00%
3/23/2017	($124.38)	(0.41%)	(0.06%)	2	0.00	0.00%
3/22/2017	$125.00	0.42%	0.06%	2	100.00	100.00%
3/21/2017	$308.13	1.03%	0.16%	4	1.60	75.00%
3/20/2017	($467.50)	(1.56%)	(0.24%)	4	0.40	25.00%
3/17/2017	$38.13	0.13%	0.02%	3	1.13	33.33%
3/16/2017	($331.25)	(1.10%)	(0.17%)	2	0.04	50.00%
3/15/2017	$2,300.00	7.67%	1.22%	5	10.58	80.00%
3/14/2017	($650.00)	(2.17%)	(0.33%)	3	0.16	33.33%
3/13/2017	($43.75)	(0.15%)	(0.02%)	3	0.87	66.67%
3/10/2017	$678.13	2.26%	0.35%	5	5.76	60.00%
3/9/2017	($232.50)	(0.78%)	(0.12%)	4	0.51	50.00%
3/8/2017	($576.88)	(1.92%)	(0.30%)	4	0.09	25.00%
3/7/2017	($646.88)	(2.16%)	(0.33%)	3	0.00	0.00%
3/6/2017	($905.63)	(3.02%)	(0.46%)	3	0.00	0.00%
3/3/2017	$50.00	0.17%	0.03%	2	5.00	50.00%
3/2/2017	($858.13)	(2.86%)	(0.43%)	3	0.00	0.00%
3/1/2017	$668.13	2.23%	0.35%	4	1.94	50.00%
2/28/2017	($365.63)	(1.22%)	(0.18%)	2	0.00	0.00%
2/27/2017	($476.88)	(1.59%)	(0.24%)	3	0.25	33.33%
2/24/2017	$587.50	1.96%	0.30%	2	100.00	100.00%
2/23/2017	$384.38	1.28%	0.19%	2	100.00	100.00%
2/22/2017	$209.38	0.70%	0.11%	2	100.00	100.00%
2/21/2017	($396.25)	(1.32%)	(0.20%)	5	0.46	40.00%
2/20/2017	$317.50	1.06%	0.16%	4	3.08	50.00%
2/17/2017	$464.38	1.55%	0.24%	4	186.75	75.00%
2/16/2017	$243.75	0.81%	0.12%	2	2.08	50.00%
2/15/2017	$534.38	1.78%	0.27%	2	3.63	50.00%
2/14/2017	($54.38)	(0.18%)	(0.03%)	4	0.85	75.00%
2/13/2017	$603.75	2.01%	0.32%	6	3.73	66.67%
2/10/2017	$472.50	1.58%	0.25%	6	4.71	66.67%
2/9/2017	($181.88)	(0.61%)	(0.09%)	5	0.73	40.00%
2/8/2017	$826.25	2.75%	0.42%	4	31.05	75.00%
2/7/2017	($395.00)	(1.32%)	(0.21%)	4	0.14	25.00%
2/6/2017	$253.13	0.84%	0.13%	2	1.96	50.00%
2/3/2017	$1,285.63	4.29%	0.69%	6	3.97	66.67%
2/2/2017	($34.38)	(0.11%)	(0.02%)	3	0.31	33.33%
2/1/2017	($641.88)	(2.14%)	(0.34%)	4	0.00	0.00%
1/31/2017	$362.50	1.21%	0.19%	2	100.00	100.00%
1/30/2017	($1,838.75)	(6.13%)	(0.94%)	4	0.01	25.00%
1/27/2017	$186.25	0.62%	0.09%	4	5.66	75.00%
1/26/2017	$118.75	0.40%	0.06%	2	100.00	100.00%
1/25/2017	$885.63	2.95%	0.48%	3	3.46	66.67%
1/24/2017	($248.75)	(0.83%)	(0.13%)	3	0.60	33.33%
1/23/2017	$378.13	1.26%	0.19%	2	2.44	50.00%
1/20/2017	$460.63	1.54%	0.24%	3	100.00	100.00%
1/19/2017	$201.88	0.67%	0.10%	4	1.76	75.00%
1/18/2017	($621.88)	(2.07%)	(0.32%)	3	0.33	66.67%
1/17/2017	($120.63)	(0.40%)	(0.06%)	4	0.78	25.00%
1/16/2017	($303.13)	(1.01%)	(0.15%)	3	0.36	33.33%
1/13/2017	$226.25	0.75%	0.12%	4	1.61	50.00%
1/12/2017	($1,878.75)	(6.26%)	(0.95%)	5	0.08	20.00%
1/11/2017	($581.88)	(1.94%)	(0.29%)	5	0.25	40.00%
1/10/2017	($661.25)	(2.20%)	(0.33%)	4	0.00	0.00%
1/9/2017	($217.50)	(0.73%)	(0.11%)	4	0.70	25.00%
1/6/2017	$62.50	0.21%	0.03%	4	1.17	25.00%
1/5/2017	$25.00	0.08%	0.01%	1	100.00	100.00%
1/4/2017	$732.50	2.44%	0.40%	2	100.00	100.00%
1/3/2017	$570.00	1.90%	0.31%	2	2.50	50.00%
12/30/2016	($637.50)	(2.13%)	(0.32%)	1	0.00	0.00%
12/29/2016	$75.00	0.25%	0.04%	1	100.00	100.00%

12/28/2016	($1,332.50)	(4.44%)	(0.66%)	3	0.01	33.33%
12/27/2016	$197.50	0.66%	0.11%	5	1.25	40.00%
12/23/2016	$75.00	0.25%	0.04%	2	100.00	100.00%
12/22/2016	($25.00)	(0.08%)	(0.01%)	2	0.00	0.00%
12/21/2016	($875.00)	(2.92%)	(0.43%)	2	0.00	0.00%
12/20/2016	($210.00)	(0.70%)	(0.11%)	3	0.45	66.67%
12/19/2016	$497.50	1.66%	0.25%	4	100.00	100.00%
12/16/2016	$327.50	1.09%	0.16%	4	100.00	100.00%
12/15/2016	$775.00	2.58%	0.39%	2	100.00	100.00%
12/14/2016	($1,600.00)	(5.33%)	(0.79%)	2	0.00	0.00%
12/13/2016	$1,832.50	6.11%	1.00%	3	100.00	100.00%
12/12/2016	($10.00)	(0.03%)	(0.00%)	4	0.91	50.00%
12/9/2016	$767.50	2.56%	0.38%	3	100.00	100.00%
12/8/2016	$562.50	1.88%	0.28%	1	100.00	100.00%
12/7/2016	($142.50)	(0.48%)	(0.07%)	2	0.00	0.00%
12/6/2016	($42.50)	(0.14%)	(0.02%)	2	0.88	50.00%
12/5/2016	$440.00	1.47%	0.24%	3	2.61	33.33%
12/2/2016	($12.50)	(0.04%)	(0.01%)	1	0.00	0.00%
12/1/2016	($882.50)	(2.94%)	(0.44%)	3	0.10	33.33%
11/30/2016	($475.00)	(1.58%)	(0.23%)	2	0.00	0.00%
11/29/2016	$350.00	1.17%	0.17%	2	100.00	100.00%
11/28/2016	($685.00)	(2.28%)	(0.37%)	4	0.44	25.00%
11/25/2016	$340.00	1.13%	0.19%	4	2.24	75.00%
11/24/2016	$390.00	1.30%	0.21%	4	3.79	75.00%
11/23/2016	($50.00)	(0.17%)	(0.02%)	2	0.00	0.00%
11/22/2016	$122.50	0.41%	0.07%	5	1.27	40.00%
11/21/2016	$547.50	1.83%	0.30%	5	3.67	60.00%
11/18/2016	$140.00	0.47%	0.07%	4	2.75	50.00%
11/17/2016	$797.50	2.66%	0.44%	5	100.00	100.00%
11/16/2016	($67.50)	(0.23%)	(0.03%)	2	0.00	0.00%
11/15/2016	$760.00	2.53%	0.38%	4	100.00	100.00%
11/14/2016	$367.50	1.23%	0.18%	3	100.00	100.00%
11/11/2016	($200.00)	(0.67%)	(0.10%)	1	0.00	0.00%
11/10/2016	($180.00)	(0.60%)	(0.10%)	2	0.53	50.00%
11/9/2016	($935.63)	(3.12%)	(0.46%)	2	0.04	50.00%
11/8/2016	($312.50)	(1.04%)	(0.13%)	1	0.00	0.00%
11/7/2016	$323.13	1.08%	0.18%	2	1.67	50.00%
11/4/2016	$328.13	1.09%	0.13%	1	100.00	100.00%
11/3/2016	($15.63)	(0.05%)	(0.01%)	1	0.00	0.00%
11/2/2016	$281.25	0.94%	0.11%	1	100.00	100.00%
11/1/2016	$46.88	0.16%	0.02%	1	100.00	100.00%
10/31/2016	$156.25	0.52%	0.06%	1	100.00	100.00%
10/28/2016	$125.00	0.42%	0.05%	1	100.00	100.00%
10/27/2016	$126.25	0.42%	0.07%	2	1.27	50.00%
10/26/2016	($312.50)	(1.04%)	(0.13%)	1	0.00	0.00%
10/25/2016	$46.88	0.16%	0.02%	1	100.00	100.00%
10/24/2016	($411.25)	(1.37%)	(0.23%)	2	0.00	0.00%
10/21/2016	$171.88	0.57%	0.07%	1	100.00	100.00%
10/20/2016	($156.25)	(0.52%)	(0.06%)	1	0.00	0.00%
10/19/2016	$0.00	0.00%	0.00%	1	100.00	0.00%
10/18/2016	($14.38)	(0.05%)	(0.01%)	2	0.93	50.00%
10/17/2016	$328.13	1.09%	0.13%	1	100.00	100.00%
10/14/2016	($723.75)	(2.41%)	(0.40%)	2	0.00	0.00%
10/13/2016	($461.88)	(1.54%)	(0.23%)	2	0.37	50.00%
10/12/2016	($228.13)	(0.76%)	(0.11%)	2	0.17	50.00%
10/11/2016	($1,851.25)	(6.17%)	(0.90%)	4	0.08	50.00%
10/10/2016	$713.13	2.38%	0.39%	6	2.09	66.67%
10/7/2016	$105.63	0.35%	0.05%	5	1.33	60.00%
10/6/2016	($208.13)	(0.69%)	(0.10%)	3	0.37	66.67%
10/5/2016	($161.25)	(0.54%)	(0.09%)	2	0.00	0.00%

10/4/2016	($515.63)	(1.72%)	(0.21%)	1	0.00	0.00%
10/3/2016	($501.88)	(1.67%)	(0.20%)	2	0.00	0.00%
9/30/2016	($296.88)	(0.99%)	(0.12%)	1	0.00	0.00%
9/29/2016	$125.00	0.42%	0.05%	1	100.00	100.00%
9/28/2016	($489.38)	(1.63%)	(0.27%)	2	0.00	0.00%
9/27/2016	$125.00	0.42%	0.05%	1	100.00	100.00%
9/26/2016	$375.00	1.25%	0.15%	1	100.00	100.00%
9/23/2016	$258.75	0.86%	0.11%	2	100.00	100.00%
9/19/2016	($380.00)	(1.27%)	(0.21%)	1	0.00	0.00%
9/13/2016	$65.00	0.22%	0.03%	2	1.10	50.00%
9/12/2016	$187.50	0.63%	0.08%	1	100.00	100.00%
9/9/2016	($1,930.00)	(6.43%)	(0.93%)	3	0.00	0.00%
9/8/2016	($1,184.38)	(3.95%)	(0.57%)	3	0.00	0.00%
9/7/2016	($112.50)	(0.38%)	(0.05%)	3	0.00	0.00%
9/6/2016	$661.88	2.21%	0.32%	4	3.73	75.00%
9/5/2016	($62.50)	(0.21%)	(0.03%)	1	0.00	0.00%
9/2/2016	($4.38)	(0.01%)	(0.00%)	3	0.99	33.33%
9/1/2016	$59.38	0.20%	0.03%	2	1.53	50.00%
8/31/2016	($550.00)	(1.83%)	(0.26%)	2	0.00	0.00%
8/30/2016	($259.38)	(0.86%)	(0.12%)	2	0.00	0.00%
8/29/2016	$1,323.13	4.41%	0.73%	3	100.00	100.00%
8/26/2016	$305.00	1.02%	0.15%	4	1.44	50.00%
8/25/2016	($246.88)	(0.82%)	(0.12%)	3	0.00	0.00%
8/24/2016	($1,087.50)	(3.63%)	(0.52%)	3	0.00	0.00%
8/23/2016	$148.13	0.49%	0.08%	4	1.47	75.00%
8/22/2016	$146.88	0.49%	0.07%	3	1.98	33.33%
8/19/2016	($455.63)	(1.52%)	(0.22%)	3	0.05	33.33%
8/18/2016	$315.63	1.05%	0.15%	2	100.00	100.00%
8/17/2016	($510.63)	(1.70%)	(0.24%)	4	0.35	50.00%
8/16/2016	($959.38)	(3.20%)	(0.46%)	3	0.00	0.00%
8/15/2016	$31.88	0.11%	0.02%	6	1.05	33.33%
8/12/2016	$362.50	1.21%	0.17%	3	5.83	33.33%
8/11/2016	$47.50	0.16%	0.03%	6	1.05	50.00%
8/10/2016	($143.75)	(0.48%)	(0.07%)	3	0.74	33.33%
8/9/2016	$641.25	2.14%	0.36%	6	9.02	83.33%
8/8/2016	$258.75	0.86%	0.12%	5	3.76	80.00%
8/5/2016	$131.88	0.44%	0.07%	6	1.15	83.33%
8/4/2016	$468.75	1.56%	0.26%	5	6.86	80.00%
8/3/2016	$359.38	1.20%	0.17%	2	100.00	100.00%
8/2/2016	($1,563.75)	(5.21%)	(0.74%)	4	0.05	25.00%
8/1/2016	($1,065.63)	(3.55%)	(0.50%)	3	0.00	0.00%
7/29/2016	$1,015.63	3.39%	0.48%	3	100.00	100.00%
7/28/2016	$228.13	0.76%	0.11%	3	5.87	66.67%
7/27/2016	$256.25	0.85%	0.12%	3	1.93	33.33%
7/26/2016	($26.88)	(0.09%)	(0.01%)	4	0.93	75.00%
7/25/2016	($534.38)	(1.78%)	(0.25%)	3	0.00	0.00%
7/22/2016	$668.75	2.23%	0.32%	3	5.28	66.67%
7/21/2016	($606.25)	(2.02%)	(0.29%)	3	0.36	33.33%
7/20/2016	$243.13	0.81%	0.12%	5	1.78	60.00%
7/19/2016	$140.63	0.47%	0.07%	3	2.13	33.33%
7/18/2016	$1,099.38	3.66%	0.52%	5	4.18	40.00%
7/15/2016	($74.38)	(0.25%)	(0.04%)	6	0.93	50.00%
7/14/2016	$831.88	2.77%	0.47%	6	2.41	33.33%
7/13/2016	$200.63	0.67%	0.10%	3	4.09	33.33%
7/12/2016	($200.63)	(0.67%)	(0.11%)	4	0.73	50.00%
7/11/2016	($156.25)	(0.52%)	(0.09%)	5	0.80	40.00%
7/8/2016	$536.88	1.79%	0.30%	4	3.79	50.00%
7/7/2016	($536.25)	(1.79%)	(0.30%)	2	0.00	0.00%
7/6/2016	($15.63)	(0.05%)	(0.01%)	1	0.00	0.00%
7/5/2016	$313.75	1.05%	0.13%	2	2.44	50.00%
7/4/2016	$78.13	0.26%	0.03%	1	100.00	100.00%

7/1/2016	$113.75	0.38%	0.06%	2	3.68	50.00%
6/30/2016	$375.00	1.25%	0.15%	1	100.00	100.00%
6/29/2016	$501.25	1.67%	0.28%	2	2.07	50.00%
6/28/2016	($676.88)	(2.26%)	(0.38%)	2	0.00	0.00%
6/27/2016	$918.13	3.06%	0.38%	2	100.00	100.00%
6/24/2016	$1,859.38	6.20%	0.77%	1	100.00	100.00%
6/23/2016	$95.00	0.32%	0.05%	2	1.17	50.00%
6/22/2016	$335.00	1.12%	0.16%	2	100.00	100.00%
6/21/2016	($300.00)	(1.00%)	(0.14%)	2	0.00	0.00%
6/20/2016	$145.00	0.48%	0.08%	3	1.14	33.33%
6/17/2016	($1,189.38)	(3.96%)	(0.56%)	3	0.00	0.00%
6/16/2016	($689.38)	(2.30%)	(0.33%)	3	0.00	0.00%
6/15/2016	$7.50	0.03%	0.00%	3	1.02	33.33%
6/14/2016	($3.75)	(0.01%)	(0.00%)	3	0.98	33.33%
6/13/2016	($745.63)	(2.49%)	(0.35%)	3	0.28	33.33%
6/10/2016	($957.50)	(3.19%)	(0.45%)	4	0.36	50.00%
6/9/2016	($321.88)	(1.07%)	(0.15%)	3	0.20	33.33%
6/8/2016	$86.25	0.29%	0.04%	4	2.28	50.00%
6/7/2016	$259.38	0.86%	0.12%	2	100.00	100.00%
6/6/2016	$296.88	0.99%	0.14%	2	2.12	50.00%
6/3/2016	$991.25	3.30%	0.47%	2	10.67	50.00%
6/2/2016	$982.50	3.28%	0.47%	3	100.00	100.00%
6/1/2016	$312.50	1.04%	0.15%	3	100.00	100.00%
5/31/2016	$398.75	1.33%	0.19%	4	1.69	50.00%
5/30/2016	$111.25	0.37%	0.05%	4	1.61	50.00%
5/27/2016	($63.13)	(0.21%)	(0.03%)	5	0.81	80.00%
5/26/2016	$651.25	2.17%	0.31%	3	100.00	100.00%
5/25/2016	$104.38	0.35%	0.06%	2	7.68	50.00%
5/24/2016	$213.75	0.71%	0.12%	2	1.76	50.00%
5/23/2016	$31.25	0.10%	0.01%	1	100.00	100.00%
5/20/2016	$125.00	0.42%	0.05%	1	100.00	100.00%
5/19/2016	$46.88	0.16%	0.02%	1	100.00	100.00%
5/18/2016	($703.13)	(2.34%)	(0.29%)	1	0.00	0.00%
5/17/2016	($218.75)	(0.73%)	(0.09%)	1	0.00	0.00%
5/16/2016	($468.75)	(1.56%)	(0.19%)	1	0.00	0.00%
5/13/2016	$375.00	1.25%	0.16%	1	100.00	100.00%
5/12/2016	($296.88)	(0.99%)	(0.12%)	1	0.00	0.00%
5/11/2016	$171.88	0.57%	0.07%	1	100.00	100.00%
5/10/2016	$373.13	1.24%	0.21%	2	4.41	50.00%
5/9/2016	$281.25	0.94%	0.12%	1	100.00	100.00%
5/6/2016	$443.75	1.48%	0.21%	4	3.03	75.00%
5/5/2016	$90.63	0.30%	0.04%	2	1.52	50.00%
5/4/2016	($1,210.00)	(4.03%)	(0.58%)	4	0.15	50.00%
5/3/2016	($17.50)	(0.06%)	(0.01%)	3	0.98	33.33%
5/2/2016	$478.13	1.59%	0.23%	2	2.61	50.00%
4/29/2016	($1,292.50)	(4.31%)	(0.61%)	3	0.07	33.33%
4/28/2016	($1,382.50)	(4.61%)	(0.65%)	4	0.29	50.00%
4/27/2016	$1,155.00	3.85%	0.55%	4	100.00	100.00%
4/26/2016	($331.88)	(1.11%)	(0.19%)	4	0.34	25.00%
4/25/2016	($275.00)	(0.92%)	(0.13%)	2	0.00	0.00%
4/22/2016	($190.00)	(0.63%)	(0.09%)	2	0.00	0.00%
4/21/2016	($1,926.88)	(6.42%)	(0.90%)	3	0.00	0.00%
4/20/2016	($197.50)	(0.66%)	(0.09%)	5	0.62	60.00%
4/19/2016	$141.25	0.47%	0.08%	6	1.25	50.00%
4/18/2016	$227.50	0.76%	0.11%	5	1.85	40.00%
4/15/2016	$28.13	0.09%	0.01%	3	1.09	33.33%
4/14/2016	($145.00)	(0.48%)	(0.07%)	4	0.54	75.00%
4/13/2016	$1,379.38	4.60%	0.78%	3	100.00	100.00%
4/12/2016	($48.75)	(0.16%)	(0.02%)	3	0.90	66.67%
4/11/2016	($505.00)	(1.68%)	(0.24%)	3	0.00	0.00%

4/8/2016	$168.75	0.56%	0.08%	2	2.08	50.00%
4/7/2016	$26.25	0.09%	0.01%	3	1.04	66.67%
4/6/2016	$703.13	2.34%	0.33%	2	5.09	50.00%
4/5/2016	($198.75)	(0.66%)	(0.09%)	3	0.73	66.67%
4/4/2016	($259.38)	(0.86%)	(0.12%)	2	0.35	50.00%
4/1/2016	($1,566.88)	(5.22%)	(0.73%)	4	0.00	0.00%
3/31/2016	$189.38	0.63%	0.09%	4	1.64	25.00%
3/30/2016	($90.00)	(0.30%)	(0.05%)	4	0.79	25.00%
3/29/2016	$480.00	1.60%	0.22%	3	100.00	100.00%
3/28/2016	($30.00)	(0.10%)	(0.01%)	2	0.00	0.00%
3/24/2016	($1,040.00)	(3.47%)	(0.48%)	4	0.25	50.00%
3/23/2016	($1,500.00)	(5.00%)	(0.69%)	2	0.00	0.00%
3/22/2016	$440.00	1.47%	0.20%	4	100.00	100.00%
3/21/2016	$665.00	2.22%	0.31%	4	100.00	100.00%
3/18/2016	$242.50	0.81%	0.11%	3	2.70	33.33%
3/17/2016	$480.00	1.60%	0.22%	3	13.00	66.67%
3/16/2016	$255.00	0.85%	0.12%	3	2.42	33.33%
3/15/2016	$45.00	0.15%	0.02%	2	1.36	50.00%
3/14/2016	($125.00)	(0.42%)	(0.06%)	1	0.00	0.00%
3/11/2016	$555.00	1.85%	0.31%	2	38.00	50.00%
3/10/2016	($40.00)	(0.13%)	(0.02%)	3	0.89	66.67%
3/9/2016	$575.00	1.92%	0.27%	3	100.00	100.00%
3/8/2016	$280.00	0.93%	0.13%	2	100.00	100.00%
3/7/2016	$972.50	3.24%	0.46%	4	100.00	100.00%
3/4/2016	$2.50	0.01%	0.00%	4	1.01	50.00%
3/3/2016	($7.50)	(0.03%)	(0.00%)	3	0.86	66.67%
3/2/2016	$95.00	0.32%	0.04%	2	1.67	50.00%
3/1/2016	$1,509.38	5.03%	0.71%	2	2.58	50.00%
2/29/2016	($126.25)	(0.42%)	(0.06%)	4	0.84	50.00%
2/26/2016	($9.38)	(0.03%)	(0.00%)	5	0.99	40.00%
2/25/2016	$1,109.38	3.70%	0.53%	2	100.00	100.00%
2/24/2016	($1,100.63)	(3.67%)	(0.52%)	4	0.25	25.00%
2/23/2016	($1,091.88)	(3.64%)	(0.51%)	4	0.20	25.00%
2/22/2016	$950.63	3.17%	0.54%	6	2.09	33.33%
2/19/2016	($349.38)	(1.16%)	(0.16%)	3	0.06	33.33%
2/18/2016	$944.38	3.15%	0.44%	2	100.00	100.00%
2/17/2016	$735.00	2.45%	0.42%	4	2.47	75.00%
2/16/2016	($505.63)	(1.69%)	(0.29%)	2	0.08	50.00%
2/15/2016	$16.25	0.05%	0.01%	2	1.10	50.00%
2/12/2016	($843.75)	(2.81%)	(0.35%)	1	0.00	0.00%
2/11/2016	$871.25	2.90%	0.36%	2	4.08	50.00%
2/10/2016	$453.13	1.51%	0.19%	1	100.00	100.00%
2/9/2016	$109.38	0.36%	0.05%	1	100.00	100.00%
2/8/2016	$636.88	2.12%	0.27%	2	20.23	50.00%
2/5/2016	$0.00	0.00%	0.00%	1	100.00	0.00%
2/4/2016	$453.13	1.51%	0.19%	1	100.00	100.00%
2/3/2016	($80.00)	(0.27%)	(0.03%)	1	0.00	0.00%
1/29/2016	$2,086.88	6.96%	1.21%	2	100.00	100.00%
1/28/2016	$171.88	0.57%	0.07%	1	100.00	100.00%
1/27/2016	$93.75	0.31%	0.04%	1	100.00	100.00%
1/26/2016	$93.75	0.31%	0.04%	1	100.00	100.00%
1/25/2016	$375.00	1.25%	0.16%	1	100.00	100.00%
1/22/2016	$7.50	0.03%	0.00%	2	1.03	50.00%
1/21/2016	($296.88)	(0.99%)	(0.12%)	1	0.00	0.00%
1/20/2016	$625.00	2.08%	0.26%	1	100.00	100.00%
1/19/2016	($234.38)	(0.78%)	(0.10%)	1	0.00	0.00%
1/18/2016	$31.25	0.10%	0.01%	1	100.00	100.00%
1/15/2016	$761.88	2.54%	0.32%	2	8.97	50.00%
1/14/2016	$62.50	0.21%	0.03%	1	100.00	100.00%
1/13/2016	$62.50	0.21%	0.03%	1	100.00	100.00%
1/12/2016	$883.75	2.95%	0.51%	3	3.33	66.67%

1/11/2016	($328.13)	(1.09%)	(0.14%)	1	0.00	0.00%
1/8/2016	$328.13	1.09%	0.14%	1	100.00	100.00%
1/7/2016	$312.50	1.04%	0.13%	1	100.00	100.00%
1/6/2016	$562.50	1.88%	0.24%	1	100.00	100.00%
1/5/2016	$140.63	0.47%	0.06%	1	100.00	100.00%
1/4/2016	($261.25)	(0.87%)	(0.11%)	2	0.52	50.00%
12/31/2015	$187.50	0.63%	0.08%	1	100.00	100.00%
12/30/2015	$62.50	0.21%	0.03%	1	100.00	100.00%
12/29/2015	($323.75)	(1.08%)	(0.19%)	2	0.45	50.00%
12/28/2015	$62.50	0.21%	0.03%	1	100.00	100.00%
12/24/2015	$109.38	0.36%	0.05%	1	100.00	100.00%
12/23/2015	$357.50	1.19%	0.21%	2	3.86	50.00%
12/22/2015	($1,067.50)	(3.56%)	(0.60%)	2	0.00	0.00%
12/21/2015	$109.38	0.36%	0.05%	1	100.00	100.00%
12/18/2015	$203.13	0.68%	0.09%	1	100.00	100.00%
12/17/2015	$593.75	1.98%	0.25%	1	100.00	100.00%
12/16/2015	($421.88)	(1.41%)	(0.18%)	1	0.00	0.00%
12/15/2015	($723.75)	(2.41%)	(0.42%)	2	0.00	0.00%
12/14/2015	($64.38)	(0.21%)	(0.03%)	3	0.93	66.67%
12/11/2015	($200.00)	(0.67%)	(0.09%)	5	0.88	40.00%
12/10/2015	($351.88)	(1.17%)	(0.20%)	3	0.43	33.33%
12/9/2015	($467.50)	(1.56%)	(0.22%)	3	0.22	66.67%
12/8/2015	($121.25)	(0.40%)	(0.06%)	2	0.56	50.00%
12/7/2015	$328.13	1.09%	0.14%	1	100.00	100.00%
12/4/2015	$343.75	1.15%	0.15%	1	100.00	100.00%
12/3/2015	($1,062.50)	(3.54%)	(0.45%)	1	0.00	0.00%
12/2/2015	($375.00)	(1.25%)	(0.16%)	1	0.00	0.00%
12/1/2015	($319.38)	(1.06%)	(0.18%)	2	0.16	50.00%
11/30/2015	$492.50	1.64%	0.23%	3	100.00	100.00%
11/27/2015	($460.00)	(1.53%)	(0.26%)	4	0.37	50.00%
11/26/2015	$642.50	2.14%	0.37%	3	100.00	100.00%
11/25/2015	$665.00	2.22%	0.31%	4	100.00	100.00%
11/24/2015	($822.50)	(2.74%)	(0.39%)	4	0.18	25.00%
11/23/2015	$2.50	0.01%	0.00%	4	1.04	50.00%
11/20/2015	$287.50	0.96%	0.17%	4	1.76	75.00%
11/19/2015	$37.50	0.13%	0.02%	1	100.00	100.00%
11/18/2015	$20.00	0.07%	0.01%	2	1.12	50.00%
11/17/2015	$50.00	0.17%	0.02%	1	100.00	100.00%
11/16/2015	$1,787.50	5.96%	0.85%	1	100.00	100.00%
11/13/2015	($1,142.50)	(3.81%)	(0.54%)	2	0.00	0.00%
11/12/2015	($1,482.50)	(4.94%)	(0.69%)	3	0.00	0.00%
11/11/2015	($145.00)	(0.48%)	(0.07%)	3	0.56	33.33%
11/10/2015	$250.00	0.83%	0.12%	1	100.00	100.00%
11/9/2015	($2,107.50)	(7.03%)	(0.98%)	3	0.00	0.00%
11/6/2015	($1,435.00)	(4.78%)	(0.66%)	4	0.10	50.00%
11/5/2015	($100.00)	(0.33%)	(0.05%)	2	0.00	0.00%
11/4/2015	($814.38)	(2.71%)	(0.37%)	3	0.00	0.00%
11/3/2015	$612.50	2.04%	0.28%	3	2.96	66.67%
11/2/2015	$274.38	0.91%	0.13%	5	1.43	40.00%
10/30/2015	($491.25)	(1.64%)	(0.23%)	5	0.24	20.00%
10/29/2015	($221.88)	(0.74%)	(0.10%)	3	0.59	66.67%
10/28/2015	$1,071.88	3.57%	0.49%	3	2.52	66.67%
10/27/2015	$334.38	1.11%	0.15%	3	100.00	100.00%
10/26/2015	$161.25	0.54%	0.07%	4	2.24	50.00%
10/23/2015	($647.50)	(2.16%)	(0.37%)	4	0.42	25.00%
10/22/2015	$1,360.63	4.54%	0.63%	3	30.03	66.67%
10/21/2015	($75.00)	(0.25%)	(0.03%)	2	0.83	50.00%
10/20/2015	($627.50)	(2.09%)	(0.29%)	2	0.00	0.00%
10/19/2015	$129.38	0.43%	0.06%	3	100.00	100.00%
10/16/2015	$315.00	1.05%	0.15%	5	2.68	80.00%

10/15/2015	$643.13	2.14%	0.30%	5	2.33	80.00%
10/14/2015	$1,355.63	4.52%	0.64%	5	91.38	80.00%
10/13/2015	($192.50)	(0.64%)	(0.09%)	3	0.39	33.33%
10/12/2015	$771.25	2.57%	0.36%	4	100.00	100.00%
10/9/2015	$305.63	1.02%	0.14%	5	8.19	60.00%
10/8/2015	($195.63)	(0.65%)	(0.09%)	3	0.26	66.67%
10/7/2015	$1,317.50	4.39%	0.76%	6	2.90	66.67%
10/6/2015	($470.63)	(1.57%)	(0.22%)	3	0.33	33.33%
10/5/2015	$251.25	0.84%	0.15%	2	1.54	50.00%
10/2/2015	$230.63	0.77%	0.10%	2	14.18	50.00%
10/1/2015	($93.75)	(0.31%)	(0.04%)	1	0.00	0.00%
9/30/2015	($286.25)	(0.95%)	(0.17%)	2	0.25	50.00%
9/29/2015	$359.38	1.20%	0.15%	1	100.00	100.00%
9/28/2015	$546.88	1.82%	0.23%	1	100.00	100.00%
9/25/2015	($203.13)	(0.68%)	(0.09%)	1	0.00	0.00%
9/24/2015	($1,288.75)	(4.30%)	(0.60%)	3	0.15	33.33%
9/23/2015	($115.63)	(0.39%)	(0.05%)	2	0.43	50.00%
9/22/2015	($1,014.38)	(3.38%)	(0.47%)	3	0.39	33.33%
9/21/2015	($5.63)	(0.02%)	(0.00%)	2	0.99	50.00%
9/18/2015	($609.38)	(2.03%)	(0.28%)	4	0.57	75.00%
9/17/2015	$901.88	3.01%	0.42%	3	5.75	66.67%
9/16/2015	($78.13)	(0.26%)	(0.03%)	1	0.00	0.00%
9/15/2015	($906.25)	(3.02%)	(0.38%)	1	0.00	0.00%
9/14/2015	$93.75	0.31%	0.04%	1	100.00	100.00%
9/11/2015	$375.00	1.25%	0.16%	1	100.00	100.00%
9/10/2015	($171.88)	(0.57%)	(0.07%)	1	0.00	0.00%
9/9/2015	$576.25	1.92%	0.33%	2	7.15	50.00%
9/8/2015	$1,475.63	4.92%	0.86%	2	7.30	50.00%
9/7/2015	($246.25)	(0.82%)	(0.14%)	2	0.00	0.00%
9/4/2015	$296.88	0.99%	0.13%	1	100.00	100.00%
9/3/2015	($145.63)	(0.49%)	(0.08%)	2	0.62	50.00%
9/2/2015	($218.75)	(0.73%)	(0.09%)	1	0.00	0.00%
9/1/2015	$500.00	1.67%	0.21%	1	100.00	100.00%
8/31/2015	($328.13)	(1.09%)	(0.14%)	1	0.00	0.00%
8/28/2015	$31.25	0.10%	0.01%	1	100.00	100.00%
8/27/2015	($62.50)	(0.21%)	(0.03%)	1	0.00	0.00%
8/26/2015	($703.13)	(2.34%)	(0.30%)	1	0.00	0.00%
8/25/2015	$216.88	0.72%	0.09%	1	100.00	100.00%
8/24/2015	$576.25	1.92%	0.24%	1	100.00	100.00%
8/21/2015	($480.63)	(1.60%)	(0.22%)	2	0.38	50.00%
8/20/2015	($284.38)	(0.95%)	(0.13%)	5	0.86	40.00%
8/19/2015	($301.88)	(1.01%)	(0.14%)	3	0.68	33.33%
8/18/2015	($187.50)	(0.63%)	(0.08%)	1	0.00	0.00%
8/17/2015	$296.88	0.99%	0.13%	1	100.00	100.00%
8/14/2015	($156.25)	(0.52%)	(0.07%)	1	0.00	0.00%
8/13/2015	($343.75)	(1.15%)	(0.14%)	1	0.00	0.00%
8/12/2015	($15.63)	(0.05%)	(0.01%)	1	0.00	0.00%
8/11/2015	$824.38	2.75%	0.35%	2	25.89	50.00%
8/10/2015	($86.25)	(0.29%)	(0.05%)	2	0.82	50.00%
8/7/2015	($393.13)	(1.31%)	(0.18%)	2	0.55	50.00%
8/6/2015	($1,373.13)	(4.58%)	(0.63%)	4	0.21	25.00%
8/5/2015	$547.50	1.83%	0.32%	6	1.65	33.33%
8/4/2015	($363.13)	(1.21%)	(0.17%)	3	0.00	0.00%
8/3/2015	$340.00	1.13%	0.16%	2	100.00	100.00%
7/31/2015	$1,590.00	5.30%	0.73%	5	100.00	100.00%
7/30/2015	($151.88)	(0.51%)	(0.07%)	3	0.48	33.33%
7/29/2015	$632.50	2.11%	0.29%	2	100.00	100.00%
7/28/2015	$1,187.50	3.96%	0.55%	1	100.00	100.00%
7/27/2015	($1,077.50)	(3.59%)	(0.50%)	4	0.34	50.00%
7/24/2015	($923.75)	(3.08%)	(0.43%)	3	0.25	66.67%
7/23/2015	$722.50	2.41%	0.33%	2	100.00	100.00%

7/22/2015	($165.00)	(0.55%)	(0.08%)	5	0.67	40.00%
7/21/2015	($887.50)	(2.96%)	(0.41%)	3	0.33	33.33%
7/20/2015	$183.75	0.61%	0.08%	5	1.65	80.00%
7/17/2015	($111.25)	(0.37%)	(0.05%)	3	0.00	0.00%
7/16/2015	$70.00	0.23%	0.04%	2	1.56	50.00%
7/15/2015	$375.00	1.25%	0.16%	1	100.00	100.00%
7/14/2015	$484.38	1.61%	0.21%	1	100.00	100.00%
7/13/2015	($223.75)	(0.75%)	(0.13%)	2	0.52	50.00%
7/10/2015	($458.13)	(1.53%)	(0.27%)	2	0.28	50.00%
7/9/2015	($142.50)	(0.48%)	(0.06%)	1	0.00	0.00%
7/8/2015	$770.00	2.57%	0.30%	1	100.00	100.00%
7/7/2015	$310.63	1.04%	0.13%	1	100.00	100.00%
7/6/2015	$390.63	1.30%	0.17%	1	100.00	100.00%
7/3/2015	$375.00	1.25%	0.16%	1	100.00	100.00%
7/2/2015	$120.00	0.40%	0.07%	2	1.32	50.00%
7/1/2015	($17.50)	(0.06%)	(0.01%)	1	0.00	0.00%
6/29/2015	($1,077.50)	(3.59%)	(0.49%)	1	0.00	0.00%
6/26/2015	$360.00	1.20%	0.17%	2	100.00	100.00%
6/25/2015	($142.50)	(0.48%)	(0.07%)	3	0.66	33.33%
6/24/2015	($117.50)	(0.39%)	(0.05%)	2	0.00	0.00%
6/23/2015	$135.00	0.45%	0.06%	1	100.00	100.00%
6/22/2015	($107.50)	(0.36%)	(0.06%)	2	0.25	50.00%
6/17/2015	($380.00)	(1.27%)	(0.22%)	1	0.00	0.00%
6/15/2015	($542.50)	(1.81%)	(0.21%)	1	0.00	0.00%
6/12/2015	$157.50	0.53%	0.06%	1	100.00	100.00%
6/11/2015	($117.50)	(0.39%)	(0.07%)	1	0.00	0.00%
6/10/2015	$607.50	2.03%	0.35%	1	100.00	100.00%
6/5/2015	($1,111.25)	(3.70%)	(0.47%)	1	0.00	0.00%
6/4/2015	$468.75	1.56%	0.22%	4	2.69	75.00%
6/3/2015	($365.63)	(1.22%)	(0.17%)	2	0.56	50.00%
6/2/2015	($840.63)	(2.80%)	(0.38%)	2	0.00	0.00%
6/1/2015	($11.25)	(0.04%)	(0.01%)	2	0.94	50.00%
5/29/2015	($205.00)	(0.68%)	(0.09%)	2	0.10	50.00%
5/28/2015	$137.50	0.46%	0.06%	1	100.00	100.00%
5/27/2015	$712.50	2.38%	0.33%	1	100.00	100.00%
5/26/2015	($845.00)	(2.82%)	(0.39%)	3	0.19	33.33%
5/25/2015	($225.00)	(0.75%)	(0.10%)	2	0.00	0.00%
5/22/2015	($425.00)	(1.42%)	(0.19%)	2	0.00	0.00%
5/21/2015	$502.50	1.68%	0.23%	4	8.44	50.00%
5/20/2015	$90.00	0.30%	0.04%	4	1.39	50.00%
5/19/2015	$327.50	1.09%	0.15%	4	132.00	75.00%
5/18/2015	$140.00	0.47%	0.06%	4	100.00	100.00%
5/15/2015	$332.50	1.11%	0.15%	3	100.00	100.00%
5/14/2015	$1,115.00	3.72%	0.51%	4	100.00	100.00%
5/13/2015	($207.50)	(0.69%)	(0.12%)	3	0.45	66.67%
5/12/2015	($1,232.50)	(4.11%)	(0.56%)	3	0.00	0.00%
5/11/2015	($530.00)	(1.77%)	(0.24%)	2	0.00	0.00%
5/8/2015	$1,055.00	3.52%	0.62%	2	100.00	100.00%
5/7/2015	$425.00	1.42%	0.19%	1	100.00	100.00%
5/6/2015	($748.75)	(2.50%)	(0.34%)	2	0.00	0.00%
5/5/2015	($1,531.25)	(5.10%)	(0.69%)	2	0.00	0.00%
5/4/2015	$98.13	0.33%	0.06%	3	1.35	33.33%
5/1/2015	$303.13	1.01%	0.14%	2	1.45	50.00%
4/30/2015	($533.13)	(1.78%)	(0.24%)	3	0.35	33.33%
4/29/2015	($296.25)	(0.99%)	(0.13%)	2	0.00	0.00%
4/28/2015	($269.38)	(0.90%)	(0.12%)	3	0.56	66.67%
4/27/2015	$1,173.13	3.91%	0.53%	5	11.73	80.00%
4/24/2015	$687.50	2.29%	0.31%	2	100.00	100.00%
4/23/2015	$603.13	2.01%	0.28%	2	100.00	100.00%
4/22/2015	($209.38)	(0.70%)	(0.10%)	2	0.66	50.00%

4/21/2015	($86.88)	(0.29%)	(0.04%)	2	0.21	50.00%
4/20/2015	($208.13)	(0.69%)	(0.12%)	2	0.00	0.00%
4/17/2015	($1,456.88)	(4.86%)	(0.66%)	4	0.15	50.00%
4/16/2015	$28.13	0.09%	0.01%	3	1.56	33.33%
4/15/2015	$597.50	1.99%	0.35%	6	19.38	66.67%
4/14/2015	$901.88	3.01%	0.41%	6	5.76	83.33%
4/13/2015	$125.63	0.42%	0.07%	6	1.33	83.33%
4/10/2015	$336.88	1.12%	0.15%	5	100.00	100.00%
4/9/2015	($172.50)	(0.58%)	(0.08%)	5	0.61	80.00%
4/8/2015	$709.38	2.36%	0.32%	3	6.04	66.67%
4/7/2015	($487.50)	(1.63%)	(0.22%)	3	0.00	0.00%
4/6/2015	($667.50)	(2.23%)	(0.30%)	3	0.00	0.00%
4/3/2015	$902.50	3.01%	0.38%	2	52.57	50.00%
4/2/2015	($142.50)	(0.48%)	(0.06%)	1	0.00	0.00%
4/1/2015	$2.50	0.01%	0.00%	2	1.00	50.00%
3/31/2015	$265.63	0.89%	0.11%	1	100.00	100.00%
3/30/2015	$207.50	0.69%	0.12%	2	100.00	100.00%
3/27/2015	$171.88	0.57%	0.07%	1	100.00	100.00%
3/26/2015	($406.25)	(1.35%)	(0.17%)	1	0.00	0.00%
3/25/2015	($406.25)	(1.35%)	(0.17%)	1	0.00	0.00%
3/24/2015	$250.00	0.83%	0.11%	1	100.00	100.00%
3/23/2015	$203.13	0.68%	0.09%	1	100.00	100.00%
3/20/2015	$629.38	2.10%	0.37%	2	100.00	100.00%
3/19/2015	$29.38	0.10%	0.01%	1	100.00	100.00%
3/18/2015	$299.38	1.00%	0.13%	2	1.55	50.00%
3/17/2015	($78.75)	(0.26%)	(0.03%)	2	0.15	50.00%
3/16/2015	$545.00	1.82%	0.32%	1	100.00	100.00%
3/12/2015	$357.50	1.19%	0.21%	1	100.00	100.00%
3/10/2015	($657.50)	(2.19%)	(0.30%)	2	0.52	50.00%
3/9/2015	$312.50	1.04%	0.14%	1	100.00	100.00%
3/6/2015	($817.50)	(2.73%)	(0.37%)	2	0.17	50.00%
3/5/2015	$175.00	0.58%	0.08%	1	100.00	100.00%
3/4/2015	($1,420.00)	(4.73%)	(0.64%)	3	0.00	0.00%
3/3/2015	($1,342.50)	(4.48%)	(0.60%)	3	0.00	0.00%
3/2/2015	$732.50	2.44%	0.33%	3	14.95	66.67%
2/27/2015	($500.00)	(1.67%)	(0.22%)	2	0.00	0.00%
2/26/2015	$47.50	0.16%	0.02%	2	2.27	50.00%
2/25/2015	$82.50	0.28%	0.04%	2	2.57	50.00%
2/24/2015	$170.00	0.57%	0.08%	2	100.00	100.00%
2/23/2015	($50.00)	(0.17%)	(0.02%)	1	0.00	0.00%
2/20/2015	$167.50	0.56%	0.07%	3	100.00	100.00%
2/19/2015	$490.00	1.63%	0.22%	4	100.00	100.00%
2/18/2015	($52.50)	(0.18%)	(0.02%)	2	0.48	50.00%
2/17/2015	$1,287.50	4.29%	0.58%	4	100.00	100.00%
2/16/2015	($750.00)	(2.50%)	(0.34%)	2	0.00	0.00%
2/13/2015	$835.00	2.78%	0.50%	5	100.00	100.00%
2/12/2015	$190.00	0.63%	0.11%	3	2.46	33.33%
2/11/2015	$847.50	2.83%	0.38%	4	100.00	100.00%
2/10/2015	$322.50	1.08%	0.15%	5	1.42	40.00%
2/9/2015	($17.50)	(0.06%)	(0.01%)	2	0.00	0.00%
2/6/2015	($990.00)	(3.30%)	(0.45%)	3	0.26	66.67%
2/5/2015	($515.63)	(1.72%)	(0.22%)	1	0.00	0.00%
2/4/2015	$359.38	1.20%	0.15%	1	100.00	100.00%
2/3/2015	($1,333.13)	(4.44%)	(0.79%)	2	0.00	0.00%
2/2/2015	($187.50)	(0.63%)	(0.08%)	1	0.00	0.00%
1/30/2015	$1,105.63	3.69%	0.47%	2	100.00	100.00%
1/29/2015	($265.63)	(0.89%)	(0.11%)	1	0.00	0.00%
1/28/2015	$843.75	2.81%	0.36%	1	100.00	100.00%
1/27/2015	$62.50	0.21%	0.03%	1	100.00	100.00%
1/26/2015	($296.88)	(0.99%)	(0.13%)	1	0.00	0.00%
1/23/2015	$546.88	1.82%	0.23%	1	100.00	100.00%

1/22/2015	($15.63)	(0.05%)	(0.01%)	1	0.00	0.00%
1/21/2015	($640.63)	(2.14%)	(0.27%)	1	0.00	0.00%
1/20/2015	($78.13)	(0.26%)	(0.03%)	1	0.00	0.00%
1/19/2015	$164.38	0.55%	0.07%	2	5.96	50.00%
1/16/2015	$1,462.50	4.88%	0.66%	1	100.00	100.00%
1/15/2015	$52.50	0.18%	0.02%	3	1.28	66.67%
1/14/2015	($744.38)	(2.48%)	(0.34%)	3	0.44	66.67%
1/13/2015	$611.88	2.04%	0.36%	4	2.61	75.00%
1/12/2015	($192.50)	(0.64%)	(0.09%)	3	0.68	66.67%
1/9/2015	$378.75	1.26%	0.17%	2	2.36	50.00%
1/8/2015	$276.25	0.92%	0.16%	2	1.98	50.00%
1/7/2015	$232.50	0.78%	0.10%	1	100.00	100.00%
1/6/2015	$373.13	1.24%	0.16%	1	100.00	100.00%
1/5/2015	$736.25	2.45%	0.33%	3	2.27	66.67%
1/2/2015	$306.25	1.02%	0.14%	2	2.36	50.00%
12/31/2014	($770.00)	(2.57%)	(0.35%)	4	0.14	25.00%
12/30/2014	($937.50)	(3.13%)	(0.42%)	3	0.17	33.33%
12/29/2014	$696.88	2.32%	0.32%	3	100.00	100.00%
12/26/2014	$247.50	0.83%	0.11%	5	3.68	40.00%
12/24/2014	$351.25	1.17%	0.16%	3	100.00	100.00%
12/23/2014	$161.25	0.54%	0.10%	7	1.17	57.14%
12/22/2014	($86.25)	(0.29%)	(0.04%)	3	0.27	33.33%
12/19/2014	$265.63	0.89%	0.11%	1	100.00	100.00%
12/18/2014	$2.50	0.01%	0.00%	3	1.00	33.33%
12/17/2014	($314.38)	(1.05%)	(0.13%)	1	0.00	0.00%
12/16/2014	$810.63	2.70%	0.35%	1	100.00	100.00%
12/15/2014	($453.13)	(1.51%)	(0.19%)	1	0.00	0.00%
12/12/2014	($249.38)	(0.83%)	(0.11%)	2	0.75	50.00%
12/11/2014	($153.13)	(0.51%)	(0.07%)	2	0.25	50.00%
12/10/2014	($201.88)	(0.67%)	(0.09%)	3	0.75	66.67%
12/9/2014	($792.50)	(2.64%)	(0.36%)	3	0.36	33.33%
12/8/2014	($1,610.63)	(5.37%)	(0.72%)	4	0.18	50.00%
12/5/2014	($253.13)	(0.84%)	(0.11%)	3	0.64	66.67%
12/4/2014	$237.50	0.79%	0.11%	3	4.17	33.33%
12/3/2014	($145.00)	(0.48%)	(0.06%)	4	0.19	25.00%
12/2/2014	$306.25	1.02%	0.14%	2	1.65	50.00%
12/1/2014	($395.63)	(1.32%)	(0.18%)	3	0.50	33.33%
11/28/2014	$509.38	1.70%	0.31%	5	2.19	80.00%
11/27/2014	$238.75	0.80%	0.14%	3	3.65	66.67%
11/26/2014	$545.63	1.82%	0.24%	5	32.18	80.00%
11/25/2014	$536.25	1.79%	0.24%	4	100.00	100.00%
11/24/2014	$409.38	1.36%	0.18%	2	100.00	100.00%
11/21/2014	$927.50	3.09%	0.56%	4	3.44	75.00%
11/20/2014	$431.25	1.44%	0.19%	2	100.00	100.00%
11/19/2014	($387.50)	(1.29%)	(0.17%)	2	0.00	0.00%
11/18/2014	$471.88	1.57%	0.29%	5	5.10	80.00%
11/17/2014	$38.75	0.13%	0.02%	4	1.25	75.00%
11/14/2014	$615.63	2.05%	0.28%	3	100.00	100.00%
11/13/2014	($21.25)	(0.07%)	(0.01%)	6	0.97	50.00%
11/12/2014	($68.75)	(0.23%)	(0.03%)	3	0.31	33.33%
11/11/2014	$174.38	0.58%	0.08%	5	3.16	60.00%
11/10/2014	$24.38	0.08%	0.01%	5	1.05	80.00%
11/7/2014	$811.88	2.71%	0.37%	5	28.06	60.00%
11/6/2014	$236.88	0.79%	0.11%	5	1.72	80.00%
11/5/2014	$1,286.25	4.29%	0.78%	7	12.31	57.14%
11/4/2014	($445.63)	(1.49%)	(0.20%)	3	0.06	33.33%
11/3/2014	$247.50	0.83%	0.11%	5	1.88	60.00%
10/31/2014	$2,108.13	7.03%	1.30%	7	5.26	42.86%
10/30/2014	$1,074.38	3.58%	0.49%	5	100.00	100.00%
10/29/2014	($789.38)	(2.63%)	(0.36%)	3	0.00	0.00%

10/28/2014	$744.38	2.48%	0.46%	4	3.80	75.00%
10/27/2014	$62.50	0.21%	0.03%	1	100.00	100.00%
10/24/2014	$15.63	0.05%	0.01%	1	100.00	100.00%
10/23/2014	($500.00)	(1.67%)	(0.21%)	1	0.00	0.00%
10/22/2014	$31.25	0.10%	0.01%	1	100.00	100.00%
10/21/2014	$863.75	2.88%	0.54%	2	4.95	50.00%
10/20/2014	$46.88	0.16%	0.02%	1	100.00	100.00%
10/17/2014	($806.88)	(2.69%)	(0.50%)	3	0.18	33.33%
10/16/2014	($470.63)	(1.57%)	(0.20%)	1	0.00	0.00%
10/13/2014	$591.88	1.97%	0.25%	1	100.00	100.00%
10/10/2014	$250.00	0.83%	0.11%	1	100.00	100.00%
10/9/2014	$138.75	0.46%	0.06%	1	100.00	100.00%
10/7/2014	$1,299.38	4.33%	0.56%	2	100.00	100.00%
10/6/2014	($192.50)	(0.64%)	(0.12%)	2	0.49	50.00%
10/3/2014	($726.88)	(2.42%)	(0.41%)	2	0.00	0.00%
10/2/2014	($126.88)	(0.42%)	(0.05%)	1	0.00	0.00%
10/1/2014	$1,315.00	4.38%	0.57%	2	100.00	100.00%
9/30/2014	($93.75)	(0.31%)	(0.04%)	1	0.00	0.00%
9/29/2014	$375.00	1.25%	0.16%	1	100.00	100.00%
9/26/2014	($328.13)	(1.09%)	(0.14%)	1	0.00	0.00%
9/25/2014	$1,413.75	4.71%	0.62%	2	100.00	100.00%
9/24/2014	($265.63)	(0.89%)	(0.12%)	1	0.00	0.00%
9/23/2014	($483.75)	(1.61%)	(0.22%)	2	0.37	50.00%
9/22/2014	($576.88)	(1.92%)	(0.26%)	3	0.26	33.33%
9/19/2014	$90.63	0.30%	0.06%	5	1.15	60.00%
9/18/2014	$137.50	0.46%	0.06%	5	1.49	60.00%
9/17/2014	($336.25)	(1.12%)	(0.15%)	3	0.29	33.33%
9/16/2014	$489.38	1.63%	0.22%	4	100.00	100.00%
9/15/2014	$231.88	0.77%	0.10%	3	100.00	100.00%
9/12/2014	($1,125.00)	(3.75%)	(0.51%)	2	0.00	0.00%
9/11/2014	$171.88	0.57%	0.08%	2	12.00	50.00%
9/10/2014	$78.13	0.26%	0.04%	2	1.33	50.00%
9/9/2014	($286.25)	(0.95%)	(0.13%)	3	0.28	33.33%
9/8/2014	($415.63)	(1.39%)	(0.19%)	2	0.00	0.00%
9/5/2014	$453.13	1.51%	0.20%	2	100.00	100.00%
9/4/2014	($17.50)	(0.06%)	(0.01%)	3	0.95	66.67%
9/3/2014	$437.50	1.46%	0.27%	5	2.14	60.00%
9/2/2014	($553.75)	(1.85%)	(0.25%)	5	0.33	40.00%
9/1/2014	$146.88	0.49%	0.07%	3	2.88	66.67%
8/29/2014	($37.50)	(0.13%)	(0.02%)	3	0.40	66.67%
8/28/2014	$337.50	1.13%	0.15%	3	100.00	100.00%
8/27/2014	$50.00	0.17%	0.02%	3	1.25	33.33%
8/26/2014	$469.38	1.56%	0.29%	6	7.65	66.67%
8/25/2014	$655.00	2.18%	0.41%	7	3.47	42.86%
8/22/2014	($318.75)	(1.06%)	(0.14%)	3	0.00	0.00%
8/21/2014	$45.00	0.15%	0.02%	3	3.57	33.33%
8/20/2014	($359.38)	(1.20%)	(0.16%)	1	0.00	0.00%
8/19/2014	$270.00	0.90%	0.17%	2	100.00	50.00%
8/18/2014	($148.75)	(0.50%)	(0.09%)	2	0.63	50.00%
8/15/2014	$57.50	0.19%	0.04%	2	1.15	50.00%
8/14/2014	$388.75	1.30%	0.24%	2	100.00	100.00%
8/13/2014	$691.88	2.31%	0.44%	2	100.00	100.00%
8/12/2014	($78.13)	(0.26%)	(0.03%)	1	0.00	0.00%
8/11/2014	($64.38)	(0.21%)	(0.03%)	1	0.00	0.00%
8/8/2014	$295.00	0.98%	0.13%	1	100.00	100.00%
8/7/2014	$437.50	1.46%	0.19%	1	100.00	100.00%
8/6/2014	$156.25	0.52%	0.07%	1	100.00	100.00%
8/5/2014	($78.13)	(0.26%)	(0.03%)	1	0.00	0.00%
8/4/2014	$93.75	0.31%	0.04%	1	100.00	100.00%
8/1/2014	$718.75	2.40%	0.32%	1	100.00	100.00%
7/31/2014	($391.25)	(1.30%)	(0.18%)	4	0.76	25.00%

7/30/2014	($653.13)	(2.18%)	(0.29%)	3	0.07	66.67%
7/29/2014	$421.25	1.40%	0.19%	5	2.74	60.00%
7/28/2014	($847.50)	(2.83%)	(0.38%)	5	0.00	0.00%
7/25/2014	($575.00)	(1.92%)	(0.26%)	3	0.30	33.33%
7/24/2014	($613.75)	(2.05%)	(0.27%)	4	0.14	25.00%
7/23/2014	$425.00	1.42%	0.19%	2	100.00	50.00%
7/22/2014	$416.88	1.39%	0.26%	3	10.81	66.67%
7/21/2014	($292.50)	(0.98%)	(0.13%)	2	0.00	0.00%
7/18/2014	$1,087.50	3.63%	0.49%	1	100.00	100.00%
7/17/2014	$365.00	1.22%	0.16%	3	2.20	33.33%
7/16/2014	$248.13	0.83%	0.16%	3	9.27	66.67%
7/15/2014	($378.75)	(1.26%)	(0.24%)	4	0.20	50.00%
7/14/2014	$45.00	0.15%	0.03%	3	1.12	33.33%
7/11/2014	$412.50	1.38%	0.18%	2	100.00	100.00%
7/10/2014	($200.63)	(0.67%)	(0.09%)	3	0.69	33.33%
7/9/2014	$531.25	1.77%	0.24%	2	100.00	100.00%
7/8/2014	($707.50)	(2.36%)	(0.32%)	4	0.41	50.00%
7/7/2014	($568.13)	(1.89%)	(0.36%)	4	0.23	25.00%
7/4/2014	($155.00)	(0.52%)	(0.10%)	4	0.00	0.00%
7/3/2014	$523.75	1.75%	0.33%	4	4.35	75.00%
7/2/2014	($353.75)	(1.18%)	(0.16%)	5	0.25	80.00%
7/1/2014	$1,276.25	4.25%	0.81%	4	6.83	75.00%
6/30/2014	$259.38	0.86%	0.12%	3	17.60	66.67%
6/27/2014	($291.88)	(0.97%)	(0.13%)	4	0.21	25.00%
6/26/2014	$234.38	0.78%	0.10%	2	100.00	50.00%
6/25/2014	$496.88	1.66%	0.22%	2	100.00	100.00%
6/24/2014	$992.50	3.31%	0.45%	4	398.00	75.00%
6/23/2014	($306.25)	(1.02%)	(0.14%)	3	0.00	0.00%
6/20/2014	$81.25	0.27%	0.04%	5	1.39	40.00%
6/19/2014	($62.50)	(0.21%)	(0.03%)	2	0.50	50.00%
6/18/2014	$695.00	2.32%	0.31%	3	18.38	66.67%
6/17/2014	($51.25)	(0.17%)	(0.02%)	4	0.89	75.00%
6/16/2014	($101.25)	(0.34%)	(0.05%)	4	0.24	25.00%
6/13/2014	$106.25	0.35%	0.05%	2	2.13	50.00%
6/12/2014	($738.75)	(2.46%)	(0.33%)	4	0.37	50.00%
6/11/2014	($696.88)	(2.32%)	(0.31%)	3	0.10	33.33%
6/10/2014	($85.63)	(0.29%)	(0.04%)	4	0.68	50.00%
6/9/2014	($156.25)	(0.52%)	(0.07%)	2	0.00	0.00%
6/6/2014	$710.63	2.37%	0.45%	3	7.50	66.67%
6/5/2014	($88.13)	(0.29%)	(0.06%)	4	0.80	50.00%
6/4/2014	$38.75	0.13%	0.02%	3	2.15	33.33%
6/3/2014	($512.50)	(1.71%)	(0.23%)	2	0.09	50.00%
6/2/2014	($284.38)	(0.95%)	(0.13%)	2	0.33	50.00%
5/30/2014	$246.88	0.82%	0.11%	4	3.01	50.00%
5/29/2014	$688.13	2.29%	0.31%	5	23.94	60.00%
5/28/2014	$481.25	1.60%	0.22%	3	10.63	33.33%
5/27/2014	$679.38	2.26%	0.44%	6	39.82	66.67%
5/26/2014	$561.25	1.87%	0.36%	4	18.96	75.00%
5/23/2014	$8.13	0.03%	0.00%	4	1.05	50.00%
5/22/2014	$196.88	0.66%	0.09%	2	2.40	50.00%
5/21/2014	$813.75	2.71%	0.53%	3	6.21	66.67%
5/20/2014	($1,451.25)	(4.84%)	(0.65%)	4	0.16	25.00%
5/19/2014	($35.63)	(0.12%)	(0.02%)	4	0.79	25.00%
5/16/2014	$113.75	0.38%	0.05%	3	1.40	66.67%
5/15/2014	($607.50)	(2.03%)	(0.27%)	4	0.38	25.00%
5/14/2014	($490.63)	(1.64%)	(0.22%)	3	0.50	33.33%
5/13/2014	$528.75	1.76%	0.24%	3	100.00	100.00%
5/12/2014	$681.25	2.27%	0.44%	5	3.42	80.00%
5/9/2014	$459.38	1.53%	0.21%	3	30.40	66.67%
5/8/2014	($334.38)	(1.11%)	(0.15%)	3	0.30	33.33%

5/7/2014	$368.13	1.23%	0.16%	5	3.23	80.00%
5/6/2014	($1,314.38)	(4.38%)	(0.58%)	4	0.08	50.00%
5/5/2014	$211.88	0.71%	0.09%	5	1.69	40.00%
5/2/2014	($47.50)	(0.16%)	(0.02%)	5	0.82	40.00%
5/1/2014	$228.75	0.76%	0.10%	3	19.30	66.67%
4/30/2014	$862.50	2.88%	0.49%	2	100.00	100.00%
4/29/2014	$306.25	1.02%	0.17%	2	100.00	100.00%
4/28/2014	$388.13	1.29%	0.17%	3	3.26	66.67%
4/25/2014	($1,483.75)	(4.95%)	(0.66%)	6	0.22	66.67%
4/24/2014	$446.25	1.49%	0.20%	4	100.00	100.00%
4/23/2014	$613.75	2.05%	0.27%	3	100.00	100.00%
4/22/2014	$494.38	1.65%	0.32%	6	3.53	50.00%
4/21/2014	($42.50)	(0.14%)	(0.02%)	3	0.00	0.00%
4/17/2014	($656.25)	(2.19%)	(0.29%)	1	0.00	0.00%
4/16/2014	($140.63)	(0.47%)	(0.06%)	1	0.00	0.00%
4/15/2014	$62.50	0.21%	0.03%	1	100.00	100.00%
4/14/2014	($218.75)	(0.73%)	(0.10%)	1	0.00	0.00%
4/11/2014	($630.63)	(2.10%)	(0.28%)	2	0.21	50.00%
4/10/2014	($651.88)	(2.17%)	(0.29%)	3	0.33	33.33%
4/9/2014	$451.25	1.50%	0.20%	3	100.00	100.00%
4/8/2014	$518.75	1.73%	0.23%	2	100.00	100.00%
4/7/2014	($297.50)	(0.99%)	(0.13%)	4	0.69	75.00%
4/4/2014	$2,228.13	7.43%	1.00%	5	100.00	100.00%
4/3/2014	$93.75	0.31%	0.04%	3	4.00	66.67%
4/2/2014	($645.63)	(2.15%)	(0.29%)	3	0.00	0.00%
4/1/2014	$82.50	0.28%	0.05%	2	1.66	50.00%
3/31/2014	$166.88	0.56%	0.11%	2	100.00	100.00%
3/28/2014	($116.25)	(0.39%)	(0.08%)	4	0.84	50.00%
3/27/2014	($171.25)	(0.57%)	(0.08%)	3	0.00	0.00%
3/26/2014	$995.63	3.32%	0.45%	4	8.81	75.00%
3/25/2014	$382.50	1.28%	0.25%	4	1.86	50.00%
3/24/2014	$286.88	0.96%	0.13%	5	2.57	40.00%
3/21/2014	($634.38)	(2.11%)	(0.41%)	5	0.16	60.00%
3/20/2014	$775.00	2.58%	0.35%	2	100.00	50.00%
3/19/2014	($1,746.88)	(5.82%)	(0.78%)	2	0.00	0.00%
3/18/2014	$1,138.75	3.80%	0.75%	3	100.00	100.00%
3/17/2014	$645.00	2.15%	0.43%	3	3.03	33.33%
3/14/2014	($490.63)	(1.64%)	(0.22%)	2	0.00	0.00%
3/13/2014	$1,151.88	3.84%	0.52%	4	100.00	100.00%
3/12/2014	$690.63	2.30%	0.31%	3	100.00	100.00%
3/11/2014	($13.75)	(0.05%)	(0.01%)	4	0.92	50.00%
3/10/2014	$169.38	0.56%	0.08%	3	100.00	100.00%
3/7/2014	$566.25	1.89%	0.26%	6	2.21	83.33%
3/6/2014	$156.88	0.52%	0.10%	6	1.45	66.67%
3/5/2014	$86.25	0.29%	0.04%	4	3.76	75.00%
3/4/2014	$873.13	2.91%	0.58%	3	2.19	66.67%
3/3/2014	$438.13	1.46%	0.20%	2	100.00	100.00%
2/28/2014	$168.13	0.56%	0.08%	3	1.98	66.67%
2/27/2014	$858.13	2.86%	0.39%	3	100.00	100.00%
2/26/2014	$146.88	0.49%	0.07%	2	1.69	50.00%
2/25/2014	$365.63	1.22%	0.17%	2	100.00	100.00%
2/24/2014	($36.25)	(0.12%)	(0.02%)	3	0.88	33.33%
2/21/2014	$388.75	1.30%	0.18%	3	5.32	66.67%
2/20/2014	($270.63)	(0.90%)	(0.12%)	3	0.24	33.33%
2/19/2014	($227.50)	(0.76%)	(0.10%)	2	0.27	50.00%
2/18/2014	$296.88	0.99%	0.13%	1	100.00	100.00%
2/17/2014	$31.25	0.10%	0.01%	1	100.00	100.00%
2/14/2014	($109.38)	(0.36%)	(0.05%)	1	0.00	0.00%
2/13/2014	$515.63	1.72%	0.23%	1	100.00	100.00%
2/12/2014	($265.63)	(0.89%)	(0.12%)	1	0.00	0.00%
2/11/2014	$151.25	0.50%	0.10%	2	1.32	50.00%

2/10/2014	$78.13	0.26%	0.03%	1	100.00	100.00%
2/7/2014	($688.13)	(2.29%)	(0.46%)	3	0.30	33.33%
2/6/2014	$229.38	0.76%	0.15%	2	1.86	50.00%
2/5/2014	($234.38)	(0.78%)	(0.10%)	1	0.00	0.00%
2/4/2014	($328.13)	(1.09%)	(0.14%)	1	0.00	0.00%
2/3/2014	$355.63	1.19%	0.16%	2	21.32	50.00%
1/31/2014	$453.13	1.51%	0.20%	1	100.00	100.00%
1/30/2014	($171.88)	(0.57%)	(0.08%)	1	0.00	0.00%
1/29/2014	$578.13	1.93%	0.25%	1	100.00	100.00%
1/28/2014	$46.88	0.16%	0.02%	1	100.00	100.00%
1/27/2014	$76.25	0.25%	0.03%	1	100.00	100.00%
1/24/2014	$80.00	0.27%	0.04%	2	1.08	50.00%
1/23/2014	($421.88)	(1.41%)	(0.19%)	4	0.69	50.00%
1/22/2014	($221.88)	(0.74%)	(0.10%)	3	0.47	66.67%
1/21/2014	($281.88)	(0.94%)	(0.19%)	5	0.67	40.00%
1/20/2014	$65.63	0.22%	0.03%	3	100.00	100.00%
1/17/2014	($121.88)	(0.41%)	(0.06%)	3	0.63	33.33%
1/16/2014	$60.00	0.20%	0.03%	3	1.19	33.33%
1/15/2014	$243.13	0.81%	0.16%	4	1.78	50.00%
1/14/2014	$478.13	1.59%	0.22%	2	2.13	50.00%
1/13/2014	($1,707.50)	(5.69%)	(0.77%)	4	0.15	50.00%
1/10/2014	$1,358.13	4.53%	0.62%	4	100.00	100.00%
1/9/2014	$278.13	0.93%	0.13%	2	100.00	100.00%
1/8/2014	($443.75)	(1.48%)	(0.20%)	2	0.16	50.00%
1/7/2014	$726.25	2.42%	0.48%	3	100.00	100.00%
1/6/2014	$548.13	1.83%	0.25%	3	4.32	66.67%
1/3/2014	($193.75)	(0.65%)	(0.09%)	2	0.00	0.00%
1/2/2014	($1,688.75)	(5.63%)	(0.76%)	4	0.14	25.00%
12/31/2013	$255.63	0.85%	0.12%	5	1.71	80.00%
12/30/2013	$125.00	0.42%	0.06%	3	2.00	33.33%
12/27/2013	$185.63	0.62%	0.08%	4	75.25	75.00%
12/26/2013	$417.50	1.39%	0.28%	6	7.42	66.67%
12/24/2013	($405.00)	(1.35%)	(0.18%)	3	0.00	0.00%
12/23/2013	$379.38	1.26%	0.25%	4	2.16	75.00%
12/20/2013	$568.75	1.90%	0.38%	5	100.00	100.00%
12/19/2013	($553.13)	(1.84%)	(0.25%)	2	0.00	0.00%
12/18/2013	($333.75)	(1.11%)	(0.15%)	2	0.29	50.00%
12/17/2013	$390.63	1.30%	0.17%	1	100.00	100.00%
12/16/2013	$239.38	0.80%	0.16%	3	1.72	33.33%
12/13/2013	$410.00	1.37%	0.18%	3	100.00	100.00%
12/12/2013	($699.38)	(2.33%)	(0.31%)	3	0.00	0.00%
12/11/2013	($2,107.50)	(7.03%)	(0.94%)	4	0.01	25.00%
12/10/2013	$314.38	1.05%	0.14%	4	7.99	25.00%
12/9/2013	$248.13	0.83%	0.17%	3	50.63	66.67%
12/6/2013	$1,196.25	3.99%	0.81%	4	100.00	100.00%
12/5/2013	($762.50)	(2.54%)	(0.34%)	2	0.00	0.00%
12/4/2013	($217.50)	(0.73%)	(0.10%)	3	0.54	33.33%
12/3/2013	($1,145.00)	(3.82%)	(0.51%)	4	0.10	25.00%
12/2/2013	($923.75)	(3.08%)	(0.41%)	3	0.00	0.00%
11/29/2013	$385.63	1.29%	0.17%	3	3.24	66.67%
11/27/2013	($197.50)	(0.66%)	(0.09%)	5	0.58	40.00%
11/26/2013	$169.38	0.56%	0.07%	3	5.23	66.67%
11/25/2013	$670.63	2.24%	0.30%	4	100.00	100.00%
11/22/2013	$152.50	0.51%	0.07%	5	2.30	60.00%
11/21/2013	$1,468.75	4.90%	0.65%	3	100.00	100.00%
11/20/2013	($1,009.38)	(3.36%)	(0.45%)	3	0.00	0.00%
11/19/2013	($178.75)	(0.60%)	(0.08%)	5	0.48	80.00%
11/18/2013	$936.88	3.12%	0.42%	5	100.00	100.00%
11/15/2013	($91.88)	(0.31%)	(0.04%)	4	0.51	25.00%
11/14/2013	$640.63	2.14%	0.29%	2	100.00	100.00%

11/13/2013	$1,555.00	5.18%	0.70%	4	100.00	100.00%
11/12/2013	($396.88)	(1.32%)	(0.18%)	3	0.00	0.00%
11/11/2013	($35.63)	(0.12%)	(0.02%)	4	0.70	25.00%
11/8/2013	($93.75)	(0.31%)	(0.04%)	2	0.91	50.00%
11/7/2013	($416.25)	(1.39%)	(0.28%)	4	0.70	50.00%
11/6/2013	$773.13	2.58%	0.53%	3	45.18	66.67%
11/5/2013	($696.88)	(2.32%)	(0.31%)	2	0.00	0.00%
11/4/2013	$612.50	2.04%	0.27%	2	100.00	100.00%
11/1/2013	($1,504.38)	(5.01%)	(0.67%)	4	0.00	0.00%
10/31/2013	($562.50)	(1.88%)	(0.25%)	3	0.00	0.00%
10/30/2013	($1,106.25)	(3.69%)	(0.49%)	3	0.00	0.00%
10/29/2013	$683.75	2.28%	0.47%	4	100.00	100.00%
10/28/2013	$462.50	1.54%	0.20%	4	8.40	75.00%
10/25/2013	$648.75	2.16%	0.29%	4	44.25	75.00%
10/24/2013	$500.00	1.67%	0.22%	3	5.00	66.67%
10/23/2013	($684.38)	(2.28%)	(0.30%)	3	0.02	33.33%
10/22/2013	$1,331.88	4.44%	0.92%	6	15.40	66.67%
10/21/2013	$165.00	0.55%	0.07%	5	1.76	40.00%
10/18/2013	$437.50	1.46%	0.30%	5	11.29	60.00%
10/17/2013	$616.25	2.05%	0.27%	2	100.00	100.00%
10/16/2013	$515.63	1.72%	0.23%	1	100.00	100.00%
10/15/2013	$15.63	0.05%	0.01%	1	100.00	100.00%
10/14/2013	($328.13)	(1.09%)	(0.14%)	1	0.00	0.00%
10/11/2013	$62.50	0.21%	0.03%	1	100.00	100.00%
10/10/2013	$620.00	2.07%	0.43%	2	5.96	50.00%
10/9/2013	($93.75)	(0.31%)	(0.04%)	1	0.00	0.00%
10/8/2013	($718.13)	(2.39%)	(0.32%)	2	0.00	0.00%
10/7/2013	($596.88)	(1.99%)	(0.26%)	2	0.19	50.00%
10/4/2013	$312.50	1.04%	0.14%	2	1.71	50.00%
10/3/2013	($600.00)	(2.00%)	(0.26%)	2	0.24	50.00%
10/2/2013	$28.13	0.09%	0.01%	2	1.08	50.00%
10/1/2013	$259.38	0.86%	0.11%	2	1.66	50.00%
9/30/2013	($1,301.25)	(4.34%)	(0.57%)	4	0.24	50.00%
9/27/2013	($115.00)	(0.38%)	(0.05%)	3	0.72	66.67%
9/26/2013	$614.38	2.05%	0.27%	3	100.00	100.00%
9/25/2013	($151.25)	(0.50%)	(0.07%)	3	0.57	33.33%
9/24/2013	$290.63	0.97%	0.13%	2	8.75	50.00%
9/23/2013	($76.88)	(0.26%)	(0.03%)	3	0.78	33.33%
9/20/2013	($471.88)	(1.57%)	(0.21%)	2	0.23	50.00%
9/19/2013	($113.13)	(0.38%)	(0.05%)	3	0.75	33.33%
9/18/2013	$962.50	3.21%	0.42%	4	100.00	100.00%
9/17/2013	$381.88	1.27%	0.17%	5	12.53	80.00%
9/16/2013	$10.00	0.03%	0.01%	4	1.03	75.00%
9/13/2013	$422.50	1.41%	0.19%	4	100.00	100.00%
9/12/2013	$257.50	0.86%	0.11%	2	100.00	100.00%
9/11/2013	$340.00	1.13%	0.15%	2	100.00	100.00%
9/10/2013	($85.00)	(0.28%)	(0.06%)	2	0.67	50.00%
9/3/2013	($380.00)	(1.27%)	(0.26%)	1	0.00	0.00%
8/23/2013	($117.50)	(0.39%)	(0.07%)	1	0.00	0.00%
8/16/2013	($642.50)	(2.14%)	(0.28%)	1	0.00	0.00%
8/15/2013	($1,291.25)	(4.30%)	(0.57%)	4	0.23	25.00%
8/14/2013	($781.25)	(2.60%)	(0.34%)	3	0.11	33.33%
8/13/2013	($609.38)	(2.03%)	(0.27%)	3	0.29	66.67%
8/12/2013	($53.13)	(0.18%)	(0.02%)	3	0.84	66.67%
8/9/2013	($828.13)	(2.76%)	(0.36%)	3	0.05	33.33%
8/8/2013	($25.00)	(0.08%)	(0.02%)	5	0.94	40.00%
8/7/2013	($332.50)	(1.11%)	(0.15%)	4	0.54	50.00%
8/6/2013	($881.25)	(2.94%)	(0.38%)	3	0.00	0.00%
8/5/2013	($343.75)	(1.15%)	(0.15%)	3	0.00	0.00%
8/2/2013	$1,089.38	3.63%	0.47%	4	17.14	50.00%
8/1/2013	($209.38)	(0.70%)	(0.09%)	2	0.80	50.00%

7/31/2013	$218.75	0.73%	0.10%	2	100.00	100.00%
7/30/2013	$235.63	0.79%	0.10%	3	6.03	66.67%
7/29/2013	($314.38)	(1.05%)	(0.14%)	3	0.26	33.33%
7/26/2013	($568.13)	(1.89%)	(0.25%)	3	0.16	66.67%
7/25/2013	$393.75	1.31%	0.17%	3	100.00	100.00%
7/24/2013	$99.38	0.33%	0.04%	5	1.10	60.00%
7/23/2013	($570.63)	(1.90%)	(0.39%)	4	0.00	0.00%
7/22/2013	$163.75	0.55%	0.07%	3	100.00	100.00%
7/19/2013	$765.00	2.55%	0.33%	3	44.71	66.67%
7/18/2013	$140.00	0.47%	0.06%	4	1.32	50.00%
7/17/2013	$350.00	1.17%	0.15%	2	100.00	100.00%
7/16/2013	($575.00)	(1.92%)	(0.25%)	2	0.00	0.00%
7/15/2013	$402.50	1.34%	0.18%	4	24.00	50.00%
7/12/2013	$50.00	0.17%	0.02%	2	100.00	100.00%
7/11/2013	$252.50	0.84%	0.17%	3	3.73	33.33%
7/10/2013	$525.00	1.75%	0.23%	3	100.00	100.00%
7/9/2013	$167.50	0.56%	0.12%	2	12.17	50.00%
7/8/2013	($67.50)	(0.23%)	(0.05%)	1	0.00	0.00%
7/5/2013	($380.00)	(1.27%)	(0.26%)	1	0.00	0.00%
6/28/2013	($5.00)	(0.02%)	(0.00%)	1	0.00	0.00%
6/27/2013	($167.50)	(0.56%)	(0.12%)	1	0.00	0.00%
6/26/2013	$45.00	0.15%	0.03%	1	100.00	100.00%
6/17/2013	($380.00)	(1.27%)	(0.26%)	1	0.00	0.00%
6/10/2013	$10.00	0.03%	0.00%	1	100.00	100.00%
6/7/2013	$232.50	0.78%	0.10%	2	1.38	50.00%
6/6/2013	$750.00	2.50%	0.33%	1	100.00	100.00%
6/5/2013	($930.00)	(3.10%)	(0.41%)	2	0.00	0.00%
6/4/2013	$355.00	1.18%	0.16%	3	24.67	66.67%
6/3/2013	$460.00	1.53%	0.20%	2	185.00	50.00%
5/31/2013	($1,555.00)	(5.18%)	(0.68%)	2	0.00	0.00%
5/30/2013	$387.50	1.29%	0.17%	1	100.00	100.00%
5/29/2013	($537.50)	(1.79%)	(0.24%)	1	0.00	0.00%
5/28/2013	($653.75)	(2.18%)	(0.45%)	3	0.34	33.33%
5/24/2013	($18.75)	(0.06%)	(0.01%)	2	0.63	50.00%
5/23/2013	($898.75)	(3.00%)	(0.39%)	3	0.18	66.67%
5/22/2013	($1,455.00)	(4.85%)	(0.63%)	3	0.13	33.33%
5/21/2013	$286.25	0.95%	0.12%	4	4.69	75.00%
5/20/2013	($62.50)	(0.21%)	(0.03%)	3	0.00	0.00%
5/17/2013	$996.88	3.32%	0.43%	3	3.20	66.67%
5/16/2013	($134.38)	(0.45%)	(0.06%)	3	0.74	33.33%
5/15/2013	$1,028.13	3.43%	0.45%	3	100.00	100.00%
5/14/2013	$472.50	1.58%	0.32%	6	2.21	66.67%
5/13/2013	$249.38	0.83%	0.11%	5	2.77	80.00%
5/10/2013	($633.13)	(2.11%)	(0.28%)	3	0.02	33.33%
5/9/2013	$619.38	2.06%	0.27%	5	40.64	80.00%
5/8/2013	$511.88	1.71%	0.22%	5	100.00	100.00%
5/7/2013	$294.38	0.98%	0.20%	6	2.86	50.00%
5/6/2013	$256.25	0.85%	0.11%	3	3.73	66.67%
5/3/2013	$763.75	2.55%	0.53%	4	1.82	50.00%
5/2/2013	$1,406.25	4.69%	0.62%	3	100.00	100.00%
5/1/2013	($1,209.38)	(4.03%)	(0.53%)	3	0.18	33.33%
4/30/2013	$274.38	0.91%	0.12%	5	4.51	80.00%
4/29/2013	$818.13	2.73%	0.36%	5	100.00	100.00%
4/26/2013	($81.25)	(0.27%)	(0.04%)	3	0.81	33.33%
4/25/2013	$391.25	1.30%	0.17%	6	3.52	83.33%
4/24/2013	$83.75	0.28%	0.04%	5	1.71	60.00%
4/23/2013	$453.13	1.51%	0.31%	5	1.93	60.00%
4/22/2013	$631.25	2.10%	0.28%	2	100.00	100.00%
4/19/2013	$353.13	1.18%	0.16%	2	3.05	50.00%
4/18/2013	($405.00)	(1.35%)	(0.18%)	3	0.13	33.33%

4/17/2013	($993.75)	(3.31%)	(0.44%)	2	0.14	50.00%
4/16/2013	$1,068.75	3.56%	0.47%	2	4.80	50.00%
4/15/2013	($1,604.38)	(5.35%)	(0.71%)	4	0.11	25.00%
4/12/2013	($87.50)	(0.29%)	(0.04%)	3	0.83	33.33%
4/11/2013	$242.50	0.81%	0.11%	4	5.41	50.00%
4/10/2013	$668.75	2.23%	0.30%	2	2.95	50.00%
4/9/2013	$65.63	0.22%	0.03%	2	100.00	100.00%
4/8/2013	$491.88	1.64%	0.22%	2	2.74	50.00%
4/5/2013	$170.00	0.57%	0.08%	2	1.54	50.00%
4/4/2013	$600.00	2.00%	0.27%	2	100.00	100.00%
4/3/2013	($548.13)	(1.83%)	(0.24%)	4	0.45	50.00%
4/2/2013	$1,260.00	4.20%	0.88%	6	7.72	83.33%
4/1/2013	($540.63)	(1.80%)	(0.24%)	3	0.30	33.33%
3/28/2013	$61.88	0.21%	0.03%	5	1.23	40.00%
3/27/2013	$11.25	0.04%	0.00%	4	1.02	50.00%
3/26/2013	$757.50	2.53%	0.53%	3	100.00	100.00%
3/25/2013	$196.25	0.65%	0.14%	4	1.35	50.00%
3/22/2013	$571.88	1.91%	0.25%	2	8.32	50.00%
3/21/2013	($221.88)	(0.74%)	(0.10%)	2	0.60	50.00%
3/20/2013	($8.13)	(0.03%)	(0.01%)	3	0.98	33.33%
3/19/2013	($12.50)	(0.04%)	(0.01%)	2	0.97	50.00%
3/18/2013	($1,007.50)	(3.36%)	(0.44%)	4	0.31	50.00%
3/15/2013	$165.63	0.55%	0.07%	3	1.74	33.33%
3/14/2013	$275.63	0.92%	0.19%	6	3.35	66.67%
3/13/2013	$262.50	0.88%	0.12%	3	5.20	66.67%
3/12/2013	($53.13)	(0.18%)	(0.02%)	3	0.85	33.33%
3/11/2013	$583.75	1.95%	0.26%	5	7.23	80.00%
3/8/2013	($25.63)	(0.09%)	(0.01%)	5	0.96	40.00%
3/7/2013	($185.00)	(0.62%)	(0.08%)	5	0.64	40.00%
3/6/2013	$313.13	1.04%	0.14%	6	2.05	66.67%
3/5/2013	$461.25	1.54%	0.20%	4	3.95	75.00%
3/4/2013	$328.13	1.09%	0.15%	2	2.40	50.00%
3/1/2013	$126.25	0.42%	0.06%	3	1.81	33.33%
2/28/2013	($206.25)	(0.69%)	(0.09%)	2	0.43	50.00%
2/27/2013	$1,103.13	3.68%	0.49%	2	24.53	50.00%
2/26/2013	$421.88	1.41%	0.19%	2	6.40	50.00%
2/25/2013	($1,135.63)	(3.79%)	(0.80%)	5	0.37	20.00%
2/22/2013	$718.75	2.40%	0.32%	2	100.00	100.00%
2/21/2013	($50.00)	(0.17%)	(0.02%)	2	0.83	50.00%
2/20/2013	($1,651.25)	(5.50%)	(0.74%)	4	0.12	25.00%
2/19/2013	$315.00	1.05%	0.14%	5	2.68	80.00%
2/15/2013	($237.50)	(0.79%)	(0.11%)	3	0.00	0.00%
2/14/2013	$799.38	2.66%	0.36%	5	100.00	100.00%
2/13/2013	($13.13)	(0.04%)	(0.01%)	5	0.97	80.00%
2/12/2013	$346.25	1.15%	0.16%	5	4.69	80.00%
2/11/2013	($279.38)	(0.93%)	(0.13%)	4	0.00	0.00%
2/8/2013	$501.25	1.67%	0.35%	3	100.00	100.00%
2/7/2013	$85.63	0.29%	0.04%	3	35.25	66.67%
2/6/2013	$296.88	0.99%	0.13%	2	100.00	50.00%
2/5/2013	$688.75	2.30%	0.49%	3	3.45	66.67%
2/4/2013	($158.13)	(0.53%)	(0.07%)	3	0.81	66.67%
2/1/2013	$1,262.50	4.21%	0.90%	5	6.00	60.00%
1/31/2013	$62.50	0.21%	0.03%	3	2.00	66.67%
1/30/2013	($862.50)	(2.88%)	(0.39%)	3	0.18	33.33%
1/29/2013	$336.88	1.12%	0.15%	5	2.66	80.00%
1/28/2013	($173.13)	(0.58%)	(0.08%)	4	0.12	25.00%
1/25/2013	($387.50)	(1.29%)	(0.17%)	2	0.48	50.00%
1/24/2013	($25.00)	(0.08%)	(0.01%)	2	0.87	50.00%
1/23/2013	($84.38)	(0.28%)	(0.04%)	2	0.63	50.00%
1/22/2013	$301.25	1.00%	0.13%	3	100.00	100.00%
1/18/2013	$571.88	1.91%	0.26%	2	100.00	100.00%

1/17/2013	$214.38	0.71%	0.10%	4	1.34	50.00%
1/16/2013	($59.38)	(0.20%)	(0.03%)	3	0.70	33.33%
1/15/2013	$253.13	0.84%	0.11%	3	100.00	100.00%
1/14/2013	($37.50)	(0.13%)	(0.02%)	3	0.83	33.33%
1/11/2013	$68.75	0.23%	0.03%	3	1.46	33.33%
1/10/2013	$985.00	3.28%	0.71%	6	4.15	83.33%
1/9/2013	$570.00	1.90%	0.41%	4	9.44	75.00%
1/8/2013	($296.88)	(0.99%)	(0.13%)	3	0.41	33.33%
1/7/2013	($275.00)	(0.92%)	(0.12%)	3	0.00	0.00%
1/4/2013	($20.00)	(0.07%)	(0.01%)	4	0.91	50.00%
1/3/2013	($759.38)	(2.53%)	(0.34%)	2	0.00	0.00%
1/2/2013	$1,826.25	6.09%	1.34%	3	6.31	66.67%
12/31/2012	$1,365.63	4.55%	0.61%	2	3.50	50.00%
12/28/2012	($1,367.50)	(4.56%)	(0.61%)	3	0.15	33.33%
12/27/2012	($98.75)	(0.33%)	(0.04%)	3	0.72	66.67%
12/26/2012	($71.88)	(0.24%)	(0.03%)	2	0.74	50.00%
12/24/2012	($487.50)	(1.63%)	(0.22%)	2	0.00	0.00%
12/21/2012	$406.88	1.36%	0.18%	2	100.00	100.00%
12/20/2012	$500.63	1.67%	0.22%	5	100.00	100.00%
12/19/2012	($900.00)	(3.00%)	(0.40%)	3	0.12	33.33%
12/18/2012	$1,635.63	5.45%	1.21%	4	6.51	75.00%
12/17/2012	$1,779.38	5.93%	1.33%	4	4.45	75.00%
12/14/2012	$46.88	0.16%	0.02%	3	1.38	33.33%
12/13/2012	($993.13)	(3.31%)	(0.44%)	3	0.00	0.00%
12/12/2012	($298.13)	(0.99%)	(0.13%)	3	0.35	33.33%
12/11/2012	$895.63	2.99%	0.68%	6	4.82	83.33%
12/10/2012	$240.00	0.80%	0.11%	5	3.04	40.00%
12/7/2012	$258.75	0.86%	0.11%	5	2.10	40.00%
12/6/2012	$350.63	1.17%	0.16%	3	100.00	100.00%
12/5/2012	$270.00	0.90%	0.12%	3	2.52	66.67%
12/4/2012	$35.00	0.12%	0.02%	2	1.39	50.00%
12/3/2012	($62.50)	(0.21%)	(0.03%)	1	0.00	0.00%
11/30/2012	$15.63	0.05%	0.01%	1	100.00	100.00%
11/29/2012	($208.13)	(0.69%)	(0.16%)	2	0.45	50.00%
11/28/2012	($433.13)	(1.44%)	(0.19%)	2	0.20	50.00%
11/27/2012	$203.13	0.68%	0.09%	1	100.00	100.00%
11/26/2012	$128.75	0.43%	0.10%	2	2.43	50.00%
11/23/2012	$615.63	2.05%	0.47%	2	14.13	50.00%
11/22/2012	($49.38)	(0.16%)	(0.04%)	2	0.00	0.00%
11/21/2012	($109.38)	(0.36%)	(0.05%)	1	0.00	0.00%
11/20/2012	($328.13)	(1.09%)	(0.14%)	1	0.00	0.00%
11/19/2012	$101.25	0.34%	0.08%	2	1.36	50.00%
11/16/2012	$156.25	0.52%	0.07%	1	100.00	100.00%
11/15/2012	$0.00	0.00%	0.00%	1	100.00	0.00%
11/14/2012	$15.63	0.05%	0.01%	1	100.00	100.00%
11/13/2012	$93.75	0.31%	0.04%	1	100.00	100.00%
11/12/2012	($15.63)	(0.05%)	(0.01%)	1	0.00	0.00%
11/9/2012	($31.25)	(0.10%)	(0.01%)	1	0.00	0.00%
11/8/2012	$468.75	1.56%	0.21%	1	100.00	100.00%
11/7/2012	$828.13	2.76%	0.37%	1	100.00	100.00%
11/6/2012	($468.75)	(1.56%)	(0.21%)	1	0.00	0.00%
11/5/2012	$234.38	0.78%	0.10%	1	100.00	100.00%
11/2/2012	$826.25	2.75%	0.47%	2	100.00	100.00%
11/1/2012	$232.50	0.78%	0.18%	2	1.93	50.00%
10/31/2012	$296.88	0.99%	0.13%	1	100.00	100.00%
10/30/2012	($93.75)	(0.31%)	(0.04%)	1	0.00	0.00%
10/29/2012	$187.50	0.63%	0.08%	1	100.00	100.00%
10/26/2012	$687.50	2.29%	0.30%	1	100.00	100.00%
10/25/2012	($359.38)	(1.20%)	(0.16%)	1	0.00	0.00%
10/24/2012	($140.63)	(0.47%)	(0.06%)	1	0.00	0.00%

10/23/2012	($565.00)	(1.88%)	(0.25%)	2	0.44	50.00%
10/22/2012	($12.50)	(0.04%)	(0.01%)	2	0.97	50.00%
10/19/2012	($1,363.75)	(4.55%)	(0.60%)	4	0.26	25.00%
10/18/2012	($389.38)	(1.30%)	(0.17%)	3	0.00	0.00%
10/17/2012	($812.50)	(2.71%)	(0.36%)	1	0.00	0.00%
10/16/2012	($117.50)	(0.39%)	(0.09%)	2	0.73	50.00%
10/15/2012	($46.88)	(0.16%)	(0.02%)	1	0.00	0.00%
10/12/2012	($958.13)	(3.19%)	(0.42%)	3	0.05	33.33%
10/11/2012	$195.00	0.65%	0.15%	4	1.51	50.00%
10/10/2012	($1,059.38)	(3.53%)	(0.46%)	3	0.20	33.33%
10/9/2012	($1,478.75)	(4.93%)	(0.64%)	5	0.00	0.00%
10/8/2012	($312.50)	(1.04%)	(0.14%)	3	0.50	33.33%
10/5/2012	$116.25	0.39%	0.09%	6	1.15	66.67%
10/4/2012	$218.13	0.73%	0.09%	5	1.52	80.00%
10/3/2012	$423.75	1.41%	0.18%	4	100.00	100.00%
10/2/2012	$225.00	0.75%	0.10%	2	100.00	100.00%
10/1/2012	$5.63	0.02%	0.00%	4	1.01	75.00%
9/28/2012	($221.88)	(0.74%)	(0.10%)	2	0.39	50.00%
9/27/2012	$331.25	1.10%	0.14%	2	2.18	50.00%
9/26/2012	($3.13)	(0.01%)	(0.00%)	2	0.99	50.00%
9/25/2012	($1,285.63)	(4.29%)	(0.56%)	4	0.15	25.00%
9/24/2012	$346.88	1.16%	0.15%	3	100.00	100.00%
9/21/2012	$552.50	1.84%	0.24%	5	2.89	60.00%
9/20/2012	$284.38	0.95%	0.12%	3	19.20	66.67%
9/19/2012	$33.75	0.11%	0.01%	5	1.07	60.00%
9/18/2012	$268.75	0.90%	0.12%	3	100.00	100.00%
9/17/2012	($26.25)	(0.09%)	(0.01%)	4	0.84	75.00%
9/14/2012	($581.25)	(1.94%)	(0.25%)	2	0.44	50.00%
9/13/2012	$1,468.75	4.90%	0.64%	2	100.00	100.00%
9/12/2012	$120.00	0.40%	0.05%	3	1.32	66.67%
9/11/2012	$326.88	1.09%	0.14%	4	1.65	50.00%
9/10/2012	($504.38)	(1.68%)	(0.22%)	4	0.22	25.00%
9/7/2012	$595.00	1.98%	0.45%	3	100.00	100.00%
9/6/2012	$975.00	3.25%	0.75%	5	2.56	80.00%
9/5/2012	($40.63)	(0.14%)	(0.02%)	3	0.71	66.67%
9/4/2012	($778.13)	(2.59%)	(0.34%)	3	0.00	0.00%
9/3/2012	$343.75	1.15%	0.15%	3	12.00	66.67%
8/31/2012	$1,204.38	4.01%	0.94%	4	4.17	75.00%
8/30/2012	($762.50)	(2.54%)	(0.33%)	3	0.29	33.33%
8/29/2012	($218.13)	(0.73%)	(0.09%)	3	0.00	0.00%
8/28/2012	$103.13	0.34%	0.04%	2	3.75	50.00%
8/27/2012	$156.25	0.52%	0.07%	2	2.25	50.00%
8/24/2012	$434.38	1.45%	0.19%	2	6.56	50.00%
8/23/2012	($521.88)	(1.74%)	(0.23%)	2	0.13	50.00%
8/22/2012	$887.50	2.96%	0.39%	2	100.00	100.00%
8/21/2012	$109.38	0.36%	0.09%	5	1.29	80.00%
8/20/2012	$28.13	0.09%	0.01%	3	1.56	33.33%
8/17/2012	$321.88	1.07%	0.14%	3	100.00	100.00%
8/16/2012	$48.75	0.16%	0.02%	4	1.31	75.00%
8/15/2012	($408.13)	(1.36%)	(0.18%)	3	0.29	66.67%
8/14/2012	$150.00	0.50%	0.07%	5	1.30	80.00%
8/13/2012	($71.88)	(0.24%)	(0.03%)	3	0.00	0.00%
8/10/2012	$398.13	1.33%	0.17%	4	27.54	75.00%
8/9/2012	$411.88	1.37%	0.18%	5	27.36	80.00%
8/8/2012	($50.00)	(0.17%)	(0.02%)	3	0.60	66.67%
8/7/2012	$102.50	0.34%	0.04%	5	1.18	40.00%
8/6/2012	($408.13)	(1.36%)	(0.32%)	6	0.29	33.33%
8/3/2012	$1,628.13	5.43%	1.28%	5	3.67	80.00%
8/2/2012	($841.25)	(2.80%)	(0.37%)	5	0.37	60.00%
8/1/2012	($175.63)	(0.59%)	(0.08%)	5	0.81	40.00%
7/31/2012	($216.88)	(0.72%)	(0.09%)	4	0.48	25.00%

7/30/2012	$246.88	0.82%	0.11%	2	3.19	50.00%
7/27/2012	$1,682.50	5.61%	1.34%	3	3.45	66.67%
7/26/2012	$241.88	0.81%	0.19%	3	1.31	33.33%
7/25/2012	$531.25	1.77%	0.23%	2	6.67	50.00%
7/24/2012	($1,366.88)	(4.56%)	(0.59%)	4	0.16	25.00%
7/23/2012	($2,531.88)	(8.44%)	(1.09%)	5	0.07	20.00%
7/20/2012	($884.38)	(2.95%)	(0.38%)	3	0.31	33.33%
7/19/2012	($116.25)	(0.39%)	(0.05%)	5	0.21	60.00%
7/18/2012	$1,325.00	4.42%	0.57%	3	100.00	100.00%
7/17/2012	($367.50)	(1.23%)	(0.16%)	3	0.00	0.00%
7/16/2012	($254.38)	(0.85%)	(0.11%)	3	0.36	33.33%
7/13/2012	$1,498.13	4.99%	1.21%	3	32.96	66.67%
7/12/2012	($595.63)	(1.99%)	(0.25%)	3	0.28	33.33%
7/11/2012	$83.13	0.28%	0.04%	4	1.35	50.00%
7/10/2012	$81.25	0.27%	0.07%	5	1.21	60.00%
7/9/2012	($71.88)	(0.24%)	(0.03%)	2	0.74	50.00%
7/6/2012	($998.13)	(3.33%)	(0.42%)	4	0.31	50.00%
7/5/2012	($437.50)	(1.46%)	(0.19%)	3	0.13	33.33%
7/4/2012	$234.38	0.78%	0.10%	3	100.00	33.33%
7/3/2012	($161.25)	(0.54%)	(0.07%)	3	0.43	66.67%
7/2/2012	$83.13	0.28%	0.07%	3	1.22	66.67%
6/29/2012	$2,385.63	7.95%	1.97%	6	3.30	66.67%
6/28/2012	($1,616.25)	(5.39%)	(0.68%)	5	0.18	20.00%
6/27/2012	$398.75	1.33%	0.17%	4	10.97	75.00%
6/26/2012	$315.63	1.05%	0.13%	2	3.89	50.00%
6/25/2012	($362.50)	(1.21%)	(0.15%)	2	0.61	50.00%
6/22/2012	$6.25	0.02%	0.00%	2	1.02	50.00%
6/21/2012	$263.13	0.88%	0.11%	2	106.25	50.00%
6/20/2012	$381.88	1.27%	0.16%	5	1.98	80.00%
6/19/2012	($420.63)	(1.40%)	(0.18%)	3	0.00	0.00%
6/18/2012	$394.38	1.31%	0.17%	5	26.24	80.00%
6/15/2012	$832.50	2.78%	0.35%	3	100.00	100.00%
6/14/2012	$662.50	2.21%	0.28%	4	2.33	75.00%
6/13/2012	$585.00	1.95%	0.25%	2	100.00	100.00%
6/12/2012	($687.50)	(2.29%)	(0.30%)	1	0.00	0.00%
6/11/2012	$1,091.88	3.64%	0.62%	2	100.00	100.00%
6/8/2012	($62.50)	(0.21%)	(0.03%)	1	0.00	0.00%
6/7/2012	($130.00)	(0.43%)	(0.11%)	2	0.66	50.00%
6/6/2012	$188.75	0.63%	0.16%	2	1.36	50.00%
6/5/2012	($328.13)	(1.09%)	(0.14%)	1	0.00	0.00%
6/4/2012	($173.75)	(0.58%)	(0.08%)	1	0.00	0.00%
6/1/2012	$1,311.88	4.37%	0.58%	2	100.00	100.00%
5/31/2012	$107.50	0.36%	0.05%	1	100.00	100.00%
5/30/2012	$841.88	2.81%	0.37%	1	100.00	100.00%
5/29/2012	$531.88	1.77%	0.44%	2	35.04	50.00%
5/28/2012	($221.25)	(0.74%)	(0.18%)	2	0.00	0.00%
5/25/2012	$406.25	1.35%	0.18%	1	100.00	100.00%
5/24/2012	($296.88)	(0.99%)	(0.13%)	1	0.00	0.00%
5/23/2012	$250.00	0.83%	0.11%	1	100.00	100.00%
5/22/2012	($125.00)	(0.42%)	(0.06%)	1	0.00	0.00%
5/21/2012	($62.50)	(0.21%)	(0.03%)	1	0.00	0.00%
5/18/2012	($109.38)	(0.36%)	(0.05%)	1	0.00	0.00%
5/17/2012	$343.75	1.15%	0.15%	1	100.00	100.00%
5/16/2012	($31.25)	(0.10%)	(0.01%)	1	0.00	0.00%
5/15/2012	($125.00)	(0.42%)	(0.06%)	1	0.00	0.00%
5/14/2012	$429.38	1.43%	0.19%	2	8.81	50.00%
5/11/2012	$156.25	0.52%	0.07%	1	100.00	100.00%
5/10/2012	($15.63)	(0.05%)	(0.01%)	1	0.00	0.00%
5/9/2012	$46.88	0.16%	0.02%	1	100.00	100.00%
5/8/2012	($611.88)	(2.04%)	(0.26%)	2	0.25	50.00%

5/7/2012	$246.88	0.82%	0.11%	2	100.00	100.00%
5/4/2012	($979.38)	(3.26%)	(0.42%)	4	0.34	25.00%
5/3/2012	($580.63)	(1.94%)	(0.25%)	3	0.00	0.00%
5/2/2012	$75.63	0.25%	0.03%	2	31.25	50.00%
5/1/2012	($218.75)	(0.73%)	(0.10%)	1	0.00	0.00%
4/30/2012	$179.38	0.60%	0.08%	2	100.00	100.00%
4/27/2012	$62.50	0.21%	0.03%	1	100.00	100.00%
4/26/2012	$359.38	1.20%	0.16%	1	100.00	100.00%
4/25/2012	$82.50	0.28%	0.07%	2	100.00	50.00%
4/24/2012	($265.63)	(0.89%)	(0.12%)	1	0.00	0.00%
4/23/2012	$10.63	0.04%	0.00%	2	1.04	50.00%
4/20/2012	$46.88	0.16%	0.02%	1	100.00	100.00%
4/19/2012	$31.25	0.10%	0.01%	1	100.00	100.00%
4/18/2012	$140.63	0.47%	0.06%	1	100.00	100.00%
4/17/2012	($140.63)	(0.47%)	(0.06%)	1	0.00	0.00%
4/16/2012	$15.63	0.05%	0.01%	1	100.00	100.00%
4/13/2012	$468.75	1.56%	0.21%	1	100.00	100.00%
4/12/2012	($140.63)	(0.47%)	(0.06%)	1	0.00	0.00%
4/11/2012	($213.13)	(0.71%)	(0.18%)	2	0.00	0.00%
4/10/2012	($1,330.00)	(4.43%)	(0.56%)	2	0.00	0.00%
4/9/2012	($1,300.00)	(4.33%)	(0.55%)	4	0.00	0.00%
4/6/2012	$701.25	2.34%	0.31%	2	100.00	50.00%
4/5/2012	$346.88	1.16%	0.15%	2	5.63	50.00%
4/4/2012	($17.50)	(0.06%)	(0.01%)	3	0.98	33.33%
4/3/2012	($1,131.25)	(3.77%)	(0.47%)	2	0.00	0.00%
4/2/2012	($151.25)	(0.50%)	(0.06%)	4	0.65	25.00%
3/30/2012	$150.00	0.50%	0.06%	3	1.40	66.67%
3/29/2012	$300.00	1.00%	0.13%	3	5.00	33.33%
3/28/2012	($743.75)	(2.48%)	(0.31%)	3	0.00	0.00%
3/27/2012	($296.88)	(0.99%)	(0.12%)	3	0.66	33.33%
3/26/2012	$2,591.88	8.64%	2.19%	4	166.88	75.00%
3/23/2012	$809.38	2.70%	0.34%	3	100.00	100.00%
3/22/2012	($794.38)	(2.65%)	(0.33%)	5	0.26	60.00%
3/21/2012	$131.25	0.44%	0.05%	3	1.33	33.33%
3/20/2012	($246.88)	(0.82%)	(0.10%)	3	0.24	33.33%
3/19/2012	($303.75)	(1.01%)	(0.13%)	5	0.54	80.00%
3/16/2012	$208.75	0.70%	0.09%	5	1.95	80.00%
3/15/2012	$280.00	0.93%	0.12%	4	3.38	25.00%
3/14/2012	($1,384.38)	(4.61%)	(0.57%)	2	0.00	0.00%
3/13/2012	$840.63	2.80%	0.71%	5	2.14	80.00%
3/12/2012	$6.88	0.02%	0.00%	3	1.09	33.33%
3/9/2012	$265.00	0.88%	0.11%	4	3.12	75.00%
3/8/2012	$541.88	1.81%	0.46%	3	3.04	66.67%
3/7/2012	$526.25	1.75%	0.45%	3	3.41	66.67%
3/6/2012	($280.00)	(0.93%)	(0.12%)	3	0.67	33.33%
3/5/2012	($590.63)	(1.97%)	(0.24%)	2	0.00	0.00%
3/2/2012	$237.50	0.79%	0.10%	2	1.73	50.00%
3/1/2012	$300.00	1.00%	0.12%	2	1.69	50.00%
2/29/2012	($672.50)	(2.24%)	(0.57%)	4	0.23	25.00%
2/28/2012	$430.00	1.43%	0.18%	4	16.64	50.00%
2/27/2012	$680.63	2.27%	0.28%	5	6.79	60.00%
2/24/2012	$330.63	1.10%	0.14%	5	5.90	60.00%
2/23/2012	$703.13	2.34%	0.29%	3	100.00	100.00%
2/22/2012	$68.75	0.23%	0.03%	3	1.17	33.33%
2/21/2012	($660.63)	(2.20%)	(0.56%)	4	0.00	0.00%
2/20/2012	$80.00	0.27%	0.07%	4	1.21	75.00%
2/17/2012	$411.88	1.37%	0.35%	5	3.98	40.00%
2/16/2012	$1,034.38	3.45%	0.43%	3	3.01	66.67%
2/15/2012	($653.13)	(2.18%)	(0.27%)	3	0.21	33.33%
2/14/2012	$21.88	0.07%	0.01%	3	1.15	33.33%
2/13/2012	$916.88	3.06%	0.79%	4	59.68	75.00%

2/10/2012	($334.38)	(1.11%)	(0.14%)	3	0.54	33.33%
2/9/2012	($47.50)	(0.16%)	(0.02%)	5	0.86	40.00%
2/8/2012	$112.50	0.38%	0.05%	3	2.80	66.67%
2/7/2012	($185.00)	(0.62%)	(0.08%)	5	0.68	40.00%
2/6/2012	$200.00	0.67%	0.08%	3	100.00	100.00%
2/3/2012	$800.63	2.67%	0.69%	6	2.00	50.00%
2/2/2012	$258.13	0.86%	0.11%	4	100.00	100.00%
2/1/2012	$551.25	1.84%	0.48%	3	3.52	66.67%
1/31/2012	$131.25	0.44%	0.06%	2	1.88	50.00%
1/30/2012	($342.50)	(1.14%)	(0.14%)	3	0.44	66.67%
1/27/2012	$153.13	0.51%	0.06%	2	1.88	50.00%
1/26/2012	$991.88	3.31%	0.42%	3	5.41	66.67%
1/25/2012	$748.13	2.49%	0.32%	3	7.51	66.67%
1/24/2012	$423.13	1.41%	0.18%	3	100.00	100.00%
1/23/2012	($731.88)	(2.44%)	(0.63%)	4	0.06	25.00%
1/20/2012	($262.50)	(0.88%)	(0.11%)	2	0.16	50.00%
1/19/2012	($25.00)	(0.08%)	(0.02%)	5	0.96	80.00%
1/18/2012	$959.38	3.20%	0.41%	3	4.61	66.67%
1/17/2012	($775.00)	(2.58%)	(0.66%)	5	0.23	20.00%
1/16/2012	$178.13	0.59%	0.08%	2	100.00	100.00%
1/13/2012	($945.00)	(3.15%)	(0.40%)	4	0.44	50.00%
1/12/2012	$65.00	0.22%	0.03%	5	1.24	40.00%
1/11/2012	$616.25	2.05%	0.26%	3	42.08	66.67%
1/10/2012	$1,062.50	3.54%	0.92%	5	3.78	40.00%
1/9/2012	$53.75	0.18%	0.02%	3	1.69	66.67%
1/6/2012	$315.63	1.05%	0.13%	2	100.00	100.00%
1/5/2012	$82.50	0.28%	0.04%	3	1.54	33.33%
1/4/2012	($153.13)	(0.51%)	(0.06%)	2	0.00	0.00%
1/3/2012	$1,375.00	4.58%	1.20%	5	3.13	40.00%
12/30/2011	($68.75)	(0.23%)	(0.03%)	3	0.80	33.33%
12/29/2011	$455.63	1.52%	0.19%	5	5.34	60.00%
12/28/2011	($1,044.38)	(3.48%)	(0.44%)	5	0.36	20.00%
12/27/2011	$105.63	0.35%	0.04%	5	1.68	60.00%
12/23/2011	($275.63)	(0.92%)	(0.12%)	5	0.52	80.00%
12/22/2011	$425.63	1.42%	0.18%	6	1.86	83.33%
12/21/2011	($337.50)	(1.13%)	(0.14%)	3	0.00	0.00%
12/20/2011	($128.75)	(0.43%)	(0.11%)	4	0.82	75.00%
12/19/2011	$988.13	3.29%	0.42%	5	100.00	100.00%
12/16/2011	$905.63	3.02%	0.39%	5	4.94	60.00%
12/15/2011	$138.75	0.46%	0.06%	3	5.44	66.67%
12/14/2011	$328.13	1.09%	0.15%	1	100.00	100.00%
12/13/2011	($83.13)	(0.28%)	(0.07%)	2	0.78	50.00%
12/12/2011	$526.25	1.75%	0.24%	2	100.00	100.00%
12/9/2011	$45.00	0.15%	0.02%	3	1.07	66.67%
12/8/2011	($1,285.00)	(4.28%)	(0.55%)	5	0.28	20.00%
12/7/2011	$373.13	1.24%	0.16%	3	3.62	33.33%
12/6/2011	($234.38)	(0.78%)	(0.10%)	1	0.00	0.00%
12/5/2011	($551.88)	(1.84%)	(0.48%)	2	0.00	0.00%
12/2/2011	$135.63	0.45%	0.12%	2	1.36	50.00%
12/1/2011	($125.00)	(0.42%)	(0.06%)	1	0.00	0.00%
11/30/2011	$95.00	0.32%	0.08%	2	1.22	50.00%
11/29/2011	($93.75)	(0.31%)	(0.04%)	1	0.00	0.00%
11/28/2011	($348.75)	(1.16%)	(0.30%)	2	0.08	50.00%
11/25/2011	($187.50)	(0.63%)	(0.08%)	1	0.00	0.00%
11/24/2011	($390.63)	(1.30%)	(0.17%)	1	0.00	0.00%
11/23/2011	$845.00	2.82%	0.38%	2	100.00	100.00%
11/22/2011	$203.13	0.68%	0.09%	1	100.00	100.00%
11/21/2011	$466.88	1.56%	0.21%	2	100.00	100.00%
11/18/2011	($515.63)	(1.72%)	(0.23%)	1	0.00	0.00%
11/17/2011	($143.75)	(0.48%)	(0.06%)	4	0.78	75.00%

11/16/2011	($1,304.38)	(4.35%)	(0.55%)	4	0.17	25.00%
11/15/2011	($335.63)	(1.12%)	(0.14%)	4	0.22	50.00%
11/14/2011	($1,068.75)	(3.56%)	(0.45%)	5	0.40	60.00%
11/11/2011	$465.63	1.55%	0.41%	5	2.10	60.00%
11/10/2011	($374.38)	(1.25%)	(0.16%)	2	0.00	0.00%
11/9/2011	($2,159.38)	(7.20%)	(0.90%)	6	0.36	66.67%
11/8/2011	$1,157.50	3.86%	0.48%	3	5.33	66.67%
11/7/2011	$170.00	0.57%	0.07%	2	100.00	100.00%
11/4/2011	($1,027.50)	(3.43%)	(0.43%)	4	0.25	50.00%
11/3/2011	$412.50	1.38%	0.36%	4	1.53	25.00%
11/2/2011	$550.00	1.83%	0.23%	1	100.00	100.00%
11/1/2011	($2,295.00)	(7.65%)	(0.95%)	3	0.20	33.33%
10/31/2011	($2,245.00)	(7.48%)	(0.92%)	3	0.00	0.00%
10/28/2011	$0.00	0.00%	0.00%	1	100.00	0.00%
10/27/2011	($170.00)	(0.57%)	(0.15%)	2	0.55	50.00%
10/26/2011	$1,585.00	5.28%	0.65%	4	100.00	100.00%
10/25/2011	($245.00)	(0.82%)	(0.10%)	3	0.04	33.33%
10/24/2011	$970.00	3.23%	0.86%	2	100.00	100.00%
10/21/2011	$805.00	2.68%	0.71%	5	2.56	80.00%
10/20/2011	$125.00	0.42%	0.05%	1	100.00	100.00%
10/19/2011	($317.50)	(1.06%)	(0.13%)	2	0.23	50.00%
10/18/2011	($465.00)	(1.55%)	(0.19%)	1	0.00	0.00%
10/17/2011	$170.00	0.57%	0.07%	1	100.00	100.00%
10/14/2011	($40.00)	(0.13%)	(0.04%)	3	0.89	66.67%
10/12/2011	($485.00)	(1.62%)	(0.43%)	2	0.21	50.00%
10/10/2011	$820.00	2.73%	0.73%	1	100.00	100.00%
10/7/2011	$199.38	0.66%	0.11%	2	1.42	50.00%
10/6/2011	($703.13)	(2.34%)	(0.31%)	1	0.00	0.00%
10/5/2011	($484.38)	(1.61%)	(0.22%)	1	0.00	0.00%
10/4/2011	($468.75)	(1.56%)	(0.21%)	1	0.00	0.00%
10/3/2011	$953.13	3.18%	0.43%	1	100.00	100.00%
9/30/2011	($946.25)	(3.15%)	(0.39%)	2	0.36	50.00%
9/29/2011	$356.25	1.19%	0.15%	2	3.28	50.00%
9/28/2011	($1,171.88)	(3.91%)	(0.48%)	2	0.00	0.00%
9/27/2011	($298.75)	(1.00%)	(0.27%)	3	0.65	33.33%
9/26/2011	$978.13	3.26%	0.40%	2	3.32	50.00%
9/23/2011	($461.25)	(1.54%)	(0.19%)	2	0.25	50.00%
9/22/2011	($747.50)	(2.49%)	(0.30%)	3	0.52	66.67%
9/21/2011	($945.00)	(3.15%)	(0.38%)	4	0.31	50.00%
9/20/2011	$777.50	2.59%	0.32%	5	100.00	100.00%
9/19/2011	$479.38	1.60%	0.20%	3	3.49	33.33%
9/16/2011	$451.25	1.50%	0.40%	5	2.19	80.00%
9/15/2011	$35.63	0.12%	0.01%	3	1.05	66.67%
9/14/2011	($271.25)	(0.90%)	(0.11%)	2	0.00	0.00%
9/13/2011	($265.63)	(0.89%)	(0.12%)	1	0.00	0.00%
9/12/2011	($267.50)	(0.89%)	(0.12%)	1	0.00	0.00%
9/9/2011	($516.88)	(1.72%)	(0.21%)	2	0.42	50.00%
9/8/2011	$310.63	1.04%	0.13%	3	3.04	66.67%
9/7/2011	$931.88	3.11%	0.84%	5	1.95	60.00%
9/6/2011	($178.13)	(0.59%)	(0.07%)	4	0.69	75.00%
9/5/2011	($1,223.75)	(4.08%)	(0.50%)	3	0.30	33.33%
9/2/2011	($2,063.75)	(6.88%)	(0.83%)	6	0.23	33.33%
9/1/2011	$730.63	2.44%	0.29%	5	2.86	60.00%
8/31/2011	($501.88)	(1.67%)	(0.20%)	3	0.00	0.00%
8/30/2011	$652.50	2.18%	0.29%	2	100.00	100.00%
8/29/2011	$113.75	0.38%	0.10%	2	1.24	50.00%
8/26/2011	($151.88)	(0.51%)	(0.07%)	2	0.72	50.00%
8/25/2011	$546.88	1.82%	0.24%	1	100.00	100.00%
8/24/2011	($890.63)	(2.97%)	(0.40%)	1	0.00	0.00%
8/23/2011	($312.50)	(1.04%)	(0.14%)	1	0.00	0.00%
8/22/2011	$357.50	1.19%	0.20%	2	2.14	50.00%

8/19/2011	$201.25	0.67%	0.09%	1	100.00	100.00%
8/18/2011	$1,252.50	4.18%	0.56%	2	100.00	100.00%
8/17/2011	($98.75)	(0.33%)	(0.09%)	2	0.74	50.00%
8/16/2011	$98.13	0.33%	0.04%	2	1.18	50.00%
8/15/2011	$98.13	0.33%	0.09%	2	1.33	50.00%
8/12/2011	$593.75	1.98%	0.27%	1	100.00	100.00%
8/11/2011	($1,109.38)	(3.70%)	(0.50%)	1	0.00	0.00%
8/10/2011	$1,136.88	3.79%	0.51%	2	100.00	100.00%
8/9/2011	$121.25	0.40%	0.05%	2	7.93	50.00%
8/8/2011	$3,046.25	10.15%	1.39%	2	100.00	100.00%
8/4/2011	$2,471.25	8.24%	1.14%	2	100.00	100.00%
8/3/2011	($203.13)	(0.68%)	(0.09%)	1	0.00	0.00%
8/2/2011	$953.13	3.18%	0.44%	1	100.00	100.00%
8/1/2011	$343.75	1.15%	0.16%	1	100.00	100.00%
7/29/2011	($749.38)	(2.50%)	(0.30%)	4	0.50	25.00%
7/28/2011	$96.88	0.32%	0.04%	3	1.48	33.33%
7/27/2011	($1,069.38)	(3.56%)	(0.43%)	5	0.00	0.00%
7/26/2011	($406.25)	(1.35%)	(0.16%)	3	0.46	33.33%
7/25/2011	($568.13)	(1.89%)	(0.23%)	3	0.00	0.00%
7/22/2011	$281.25	0.94%	0.11%	2	3.25	50.00%
7/21/2011	$987.50	3.29%	0.90%	5	2.44	80.00%
7/20/2011	($450.63)	(1.50%)	(0.18%)	5	0.42	40.00%
7/19/2011	$2,753.75	9.18%	2.56%	6	1102.50	83.33%
7/18/2011	($966.88)	(3.22%)	(0.38%)	4	0.05	25.00%
7/15/2011	$856.25	2.85%	0.34%	2	100.00	100.00%
7/14/2011	($803.13)	(2.68%)	(0.32%)	2	0.00	0.00%
7/13/2011	$790.00	2.63%	0.31%	3	53.67	66.67%
7/12/2011	($387.50)	(1.29%)	(0.15%)	1	0.00	0.00%
7/11/2011	($742.50)	(2.48%)	(0.29%)	2	0.24	50.00%
7/8/2011	($842.50)	(2.81%)	(0.33%)	2	0.10	50.00%
7/7/2011	$752.50	2.51%	0.71%	3	100.00	100.00%
7/6/2011	$295.00	0.98%	0.12%	2	100.00	100.00%
7/5/2011	$257.50	0.86%	0.10%	2	100.00	100.00%
7/4/2011	($75.00)	(0.25%)	(0.03%)	1	0.00	0.00%
7/1/2011	$542.50	1.81%	0.21%	3	37.17	66.67%
6/30/2011	($1,063.13)	(3.54%)	(0.42%)	3	0.00	0.00%
6/29/2011	($251.88)	(0.84%)	(0.24%)	2	0.59	50.00%
6/28/2011	($1,480.00)	(4.93%)	(0.84%)	2	0.00	0.00%
6/27/2011	($437.50)	(1.46%)	(0.20%)	1	0.00	0.00%
6/24/2011	$531.25	1.77%	0.25%	1	100.00	100.00%
6/23/2011	$715.00	2.38%	0.33%	2	15.67	50.00%
6/22/2011	$0.00	0.00%	0.00%	1	100.00	0.00%
6/21/2011	$429.38	1.43%	0.40%	2	4.05	50.00%
6/20/2011	($17.50)	(0.06%)	(0.01%)	1	0.00	0.00%
6/17/2011	$332.50	1.11%	0.19%	1	100.00	100.00%
6/16/2011	$763.75	2.55%	0.36%	1	100.00	100.00%
6/15/2011	$1,171.88	3.91%	0.55%	1	100.00	100.00%
6/14/2011	($770.63)	(2.57%)	(0.72%)	2	0.13	50.00%
6/13/2011	($109.38)	(0.36%)	(0.05%)	1	0.00	0.00%
6/10/2011	$250.00	0.83%	0.12%	1	100.00	100.00%
6/9/2011	($593.75)	(1.98%)	(0.28%)	1	0.00	0.00%
6/8/2011	$468.75	1.56%	0.22%	1	100.00	100.00%
6/7/2011	$0.00	0.00%	0.00%	1	100.00	0.00%
6/6/2011	$46.88	0.16%	0.02%	1	100.00	100.00%
6/3/2011	$808.75	2.70%	0.38%	2	100.00	100.00%
6/2/2011	($64.38)	(0.21%)	(0.03%)	1	0.00	0.00%
6/1/2011	$685.63	2.29%	0.32%	1	100.00	100.00%
5/31/2011	($489.38)	(1.63%)	(0.45%)	2	0.00	0.00%
5/30/2011	$109.38	0.36%	0.05%	1	100.00	100.00%
5/27/2011	$0.63	0.00%	0.00%	3	1.01	66.67%

5/26/2011	$656.25	2.19%	0.31%	1	100.00	100.00%
5/25/2011	($31.25)	(0.10%)	(0.01%)	1	0.00	0.00%
5/24/2011	$295.00	0.98%	0.14%	1	100.00	100.00%
5/23/2011	($928.75)	(3.10%)	(0.36%)	3	0.33	33.33%
5/20/2011	($1,043.75)	(3.48%)	(0.41%)	3	0.21	33.33%
5/19/2011	($41.88)	(0.14%)	(0.04%)	7	0.89	71.43%
5/18/2011	$743.75	2.48%	0.29%	3	2.40	66.67%
5/17/2011	$488.13	1.63%	0.19%	3	100.00	100.00%
5/16/2011	($670.63)	(2.24%)	(0.26%)	3	0.20	33.33%
5/13/2011	($246.88)	(0.82%)	(0.10%)	2	0.61	50.00%
5/12/2011	$362.50	1.21%	0.14%	2	2.93	50.00%
5/11/2011	$151.25	0.50%	0.06%	3	1.48	33.33%
5/10/2011	$496.25	1.65%	0.46%	3	2.37	66.67%
5/9/2011	$437.50	1.46%	0.17%	1	100.00	100.00%
5/6/2011	$0.00	0.00%	0.00%	1	100.00	0.00%
5/5/2011	($338.13)	(1.13%)	(0.13%)	3	0.62	66.67%
5/4/2011	($851.25)	(2.84%)	(0.33%)	4	0.16	50.00%
5/3/2011	($473.75)	(1.58%)	(0.18%)	3	0.30	33.33%
5/2/2011	$385.00	1.28%	0.15%	4	6.70	50.00%
4/29/2011	$1,106.88	3.69%	0.43%	5	100.00	100.00%
4/28/2011	$665.00	2.22%	0.26%	5	4.45	60.00%
4/27/2011	$897.50	2.99%	0.35%	5	6.61	40.00%
4/26/2011	$958.13	3.19%	0.90%	6	7.72	66.67%
4/25/2011	$451.88	1.51%	0.18%	4	100.00	100.00%
4/21/2011	($61.25)	(0.20%)	(0.02%)	3	0.72	33.33%
4/20/2011	$951.25	3.17%	0.90%	3	3.77	66.67%
4/19/2011	$665.63	2.22%	0.26%	2	100.00	100.00%
4/18/2011	($995.63)	(3.32%)	(0.39%)	3	0.23	33.33%
4/15/2011	$1,143.75	3.81%	0.45%	2	100.00	100.00%
4/14/2011	($196.88)	(0.66%)	(0.08%)	2	0.34	50.00%
4/13/2011	$209.38	0.70%	0.08%	2	9.38	50.00%
4/12/2011	$108.13	0.36%	0.04%	4	1.15	25.00%
4/11/2011	($543.75)	(1.81%)	(0.22%)	3	0.05	33.33%
4/8/2011	($668.75)	(2.23%)	(0.26%)	3	0.00	0.00%
4/7/2011	$190.63	0.64%	0.08%	3	100.00	100.00%
4/6/2011	($438.75)	(1.46%)	(0.17%)	4	0.47	25.00%
4/5/2011	($391.88)	(1.31%)	(0.15%)	4	0.25	50.00%
4/4/2011	$522.50	1.74%	0.21%	5	30.86	80.00%
4/1/2011	$480.00	1.60%	0.19%	6	2.18	66.67%
3/31/2011	($526.88)	(1.76%)	(0.21%)	3	0.00	0.00%
3/30/2011	$495.00	1.65%	0.47%	2	100.00	100.00%
3/29/2011	$429.38	1.43%	0.17%	3	2.10	66.67%
3/28/2011	($526.88)	(1.76%)	(0.21%)	3	0.00	0.00%
3/25/2011	($281.25)	(0.94%)	(0.13%)	1	0.00	0.00%
3/24/2011	($861.25)	(2.87%)	(0.49%)	2	0.00	0.00%
3/23/2011	($651.88)	(2.17%)	(0.31%)	2	0.00	0.00%
3/22/2011	($93.75)	(0.31%)	(0.04%)	1	0.00	0.00%
3/21/2011	($608.13)	(2.03%)	(0.58%)	2	0.00	0.00%
3/18/2011	($116.25)	(0.39%)	(0.11%)	3	0.78	33.33%
3/17/2011	$91.88	0.31%	0.04%	1	100.00	100.00%
3/15/2011	$920.00	3.07%	0.44%	1	100.00	100.00%
3/14/2011	$753.75	2.51%	0.36%	3	10.42	66.67%
3/11/2011	($95.63)	(0.32%)	(0.05%)	1	0.00	0.00%
3/9/2011	$620.63	2.07%	0.25%	2	249.25	50.00%
3/8/2011	$384.38	1.28%	0.15%	2	3.73	50.00%
3/7/2011	$29.38	0.10%	0.01%	3	1.17	33.33%
3/4/2011	($910.63)	(3.04%)	(0.36%)	4	0.42	25.00%
3/3/2011	($46.88)	(0.16%)	(0.04%)	5	0.95	40.00%
3/2/2011	($1.88)	(0.01%)	(0.00%)	2	1.00	50.00%
3/1/2011	($155.00)	(0.52%)	(0.06%)	2	0.59	50.00%
2/28/2011	$507.50	1.69%	0.48%	2	100.00	100.00%

2/25/2011	$825.00	2.75%	0.33%	1	100.00	100.00%
2/24/2011	($692.50)	(2.31%)	(0.27%)	2	0.00	0.00%
2/23/2011	($375.00)	(1.25%)	(0.15%)	1	0.00	0.00%
2/22/2011	($695.00)	(2.32%)	(0.27%)	3	0.06	33.33%
2/21/2011	($1,300.00)	(4.33%)	(0.51%)	2	0.00	0.00%
2/18/2011	$402.50	1.34%	0.16%	4	100.00	100.00%
2/17/2011	$500.00	1.67%	0.20%	2	100.00	100.00%
2/16/2011	$785.00	2.62%	0.75%	5	5.69	60.00%
2/15/2011	$25.00	0.08%	0.01%	2	100.00	100.00%
2/14/2011	($210.00)	(0.70%)	(0.08%)	4	0.57	50.00%
2/11/2011	$1,300.00	4.33%	0.51%	2	100.00	100.00%
2/10/2011	($425.00)	(1.42%)	(0.17%)	2	0.00	0.00%
2/9/2011	($275.00)	(0.92%)	(0.11%)	2	0.00	0.00%
2/8/2011	$540.00	1.80%	0.21%	4	14.50	75.00%
2/7/2011	$722.50	2.41%	0.70%	5	4.14	60.00%
2/4/2011	($180.00)	(0.60%)	(0.07%)	3	0.69	66.67%
2/3/2011	($885.63)	(2.95%)	(0.35%)	4	0.00	0.00%
2/2/2011	($506.25)	(1.69%)	(0.20%)	2	0.00	0.00%
2/1/2011	$970.00	3.23%	0.94%	3	2.94	66.67%
1/31/2011	$316.88	1.06%	0.12%	2	2.12	50.00%
1/28/2011	($81.25)	(0.27%)	(0.03%)	4	0.91	50.00%
1/27/2011	$231.88	0.77%	0.09%	3	3.58	66.67%
1/26/2011	($423.75)	(1.41%)	(0.17%)	3	0.29	33.33%
1/25/2011	$493.75	1.65%	0.19%	2	14.17	50.00%
1/24/2011	$326.25	1.09%	0.13%	3	100.00	100.00%
1/21/2011	$603.75	2.01%	0.59%	5	3.26	80.00%
1/20/2011	($915.63)	(3.05%)	(0.36%)	2	0.00	0.00%
1/19/2011	$219.38	0.73%	0.09%	2	100.00	100.00%
1/18/2011	$827.50	2.76%	0.33%	5	48.29	80.00%
1/17/2011	($237.50)	(0.79%)	(0.09%)	1	0.00	0.00%
1/14/2011	$687.50	2.29%	0.27%	4	100.00	100.00%
1/13/2011	$559.38	1.86%	0.22%	3	12.19	33.33%
1/12/2011	$1,247.50	4.16%	1.24%	6	20.96	83.33%
1/11/2011	$258.13	0.86%	0.26%	6	1.94	33.33%
1/10/2011	($200.00)	(0.67%)	(0.08%)	2	0.00	0.00%
1/7/2011	($250.00)	(0.83%)	(0.10%)	2	0.00	0.00%
1/6/2011	($150.00)	(0.50%)	(0.06%)	2	0.00	0.00%
1/5/2011	$575.00	1.92%	0.23%	2	100.00	100.00%
1/4/2011	$0.00	0.00%	0.00%	2	100.00	0.00%
1/3/2011	$795.00	2.65%	0.80%	3	160.00	66.67%
12/31/2010	$300.00	1.00%	0.12%	2	100.00	100.00%
12/30/2010	($150.00)	(0.50%)	(0.06%)	2	0.00	0.00%
12/29/2010	$227.50	0.76%	0.09%	4	2.47	50.00%
12/28/2010	$25.00	0.08%	0.01%	2	100.00	100.00%
12/27/2010	$50.00	0.17%	0.02%	2	100.00	100.00%
12/23/2010	($175.00)	(0.58%)	(0.07%)	2	0.00	0.00%
12/22/2010	$390.00	1.30%	0.15%	4	100.00	100.00%
12/21/2010	$850.00	2.83%	0.34%	2	100.00	100.00%
12/20/2010	$240.00	0.80%	0.10%	4	2.33	50.00%
12/17/2010	($65.00)	(0.22%)	(0.03%)	2	0.00	0.00%
12/16/2010	$370.00	1.23%	0.15%	2	100.00	100.00%
12/15/2010	($150.00)	(0.50%)	(0.06%)	1	0.00	0.00%
12/14/2010	$480.00	1.60%	0.19%	3	100.00	100.00%
12/13/2010	$292.50	0.98%	0.29%	6	2.03	50.00%
12/10/2010	$610.00	2.03%	0.62%	5	100.00	100.00%
12/9/2010	$342.50	1.14%	0.35%	6	5.03	50.00%
12/8/2010	$815.00	2.72%	0.33%	4	100.00	100.00%
12/7/2010	$685.00	2.28%	0.70%	5	2.12	40.00%
12/6/2010	($280.00)	(0.93%)	(0.11%)	2	0.00	0.00%
12/3/2010	($302.50)	(1.01%)	(0.12%)	1	0.00	0.00%

12/2/2010	$1,407.50	4.69%	1.46%	2	100.00	100.00%
12/1/2010	$1,545.00	5.15%	1.63%	2	100.00	100.00%
11/30/2010	($437.50)	(1.46%)	(0.17%)	1	0.00	0.00%
11/29/2010	$322.50	1.08%	0.13%	1	100.00	100.00%
11/26/2010	$340.00	1.13%	0.14%	2	100.00	100.00%
11/25/2010	($2.50)	(0.01%)	(0.00%)	1	0.00	0.00%
11/24/2010	$1,270.00	4.23%	1.36%	2	100.00	100.00%
11/23/2010	($1,895.00)	(6.32%)	(0.75%)	3	0.00	0.00%
11/22/2010	($77.50)	(0.26%)	(0.03%)	2	0.00	0.00%
11/19/2010	$62.50	0.21%	0.02%	1	100.00	100.00%
11/18/2010	$852.50	2.84%	0.92%	3	100.00	100.00%
11/17/2010	$62.50	0.21%	0.02%	1	100.00	100.00%
11/16/2010	($867.50)	(2.89%)	(0.34%)	2	0.00	0.00%
11/15/2010	($561.25)	(1.87%)	(0.60%)	5	0.51	40.00%
11/12/2010	($1,623.13)	(5.41%)	(0.64%)	4	0.00	0.00%
11/11/2010	($343.75)	(1.15%)	(0.13%)	2	0.00	0.00%
11/10/2010	($291.88)	(0.97%)	(0.11%)	4	0.64	25.00%
11/9/2010	($1,696.88)	(5.66%)	(0.66%)	3	0.00	0.00%
11/8/2010	($415.63)	(1.39%)	(0.16%)	3	0.00	0.00%
11/5/2010	$131.25	0.44%	0.05%	4	2.27	25.00%
11/4/2010	$1,905.63	6.35%	2.08%	3	100.00	100.00%
11/3/2010	$665.63	2.22%	0.26%	2	100.00	100.00%
11/2/2010	$790.63	2.64%	0.31%	2	100.00	100.00%
11/1/2010	$290.63	0.97%	0.32%	5	1.59	60.00%
10/29/2010	$590.63	1.97%	0.23%	3	100.00	100.00%
10/28/2010	$925.00	3.08%	0.36%	3	100.00	100.00%
10/27/2010	($1,071.88)	(3.57%)	(0.42%)	3	0.00	0.00%
10/26/2010	($556.25)	(1.85%)	(0.22%)	3	0.15	66.67%
10/25/2010	($115.00)	(0.38%)	(0.13%)	6	0.82	33.33%
10/22/2010	$314.38	1.05%	0.12%	4	5.02	75.00%
10/21/2010	($496.88)	(1.66%)	(0.19%)	2	0.00	0.00%
10/20/2010	$640.63	2.14%	0.25%	2	14.67	50.00%
10/19/2010	($1,079.38)	(3.60%)	(0.42%)	4	0.22	50.00%
10/18/2010	$215.63	0.72%	0.08%	3	1.72	33.33%
10/15/2010	($331.25)	(1.10%)	(0.13%)	3	0.00	0.00%
10/14/2010	($553.13)	(1.84%)	(0.21%)	3	0.21	66.67%
10/13/2010	$488.13	1.63%	0.19%	6	2.36	50.00%
10/12/2010	($44.38)	(0.15%)	(0.02%)	5	0.92	40.00%
10/11/2010	$212.50	0.71%	0.08%	3	100.00	100.00%
10/8/2010	$421.25	1.40%	0.16%	5	2.33	60.00%
10/7/2010	$139.38	0.46%	0.05%	3	12.15	66.67%
10/6/2010	$75.00	0.25%	0.03%	1	100.00	100.00%
10/5/2010	$634.38	2.11%	0.70%	3	5.53	66.67%
10/4/2010	$621.88	2.07%	0.24%	4	42.46	75.00%
10/1/2010	$10.63	0.04%	0.01%	3	1.03	66.67%
9/30/2010	$262.50	0.88%	0.29%	5	1.46	40.00%
9/29/2010	($387.50)	(1.29%)	(0.15%)	3	0.00	0.00%
9/28/2010	$255.00	0.85%	0.10%	4	1.87	50.00%
9/27/2010	$356.25	1.19%	0.14%	2	2.50	50.00%
9/24/2010	$787.50	2.63%	0.31%	2	3.10	50.00%
9/23/2010	($451.88)	(1.51%)	(0.18%)	3	0.24	33.33%
9/22/2010	($109.38)	(0.36%)	(0.04%)	2	0.13	50.00%
9/21/2010	$931.25	3.10%	0.37%	2	10.31	50.00%
9/20/2010	$558.13	1.86%	0.22%	4	3.60	75.00%
9/17/2010	$353.13	1.18%	0.14%	5	3.11	60.00%
9/16/2010	$66.88	0.22%	0.03%	3	1.25	66.67%
9/15/2010	$135.63	0.45%	0.05%	3	1.64	33.33%
9/14/2010	$507.50	1.69%	0.20%	3	3.86	66.67%
9/13/2010	$1,260.63	4.20%	1.42%	6	8.42	66.67%
9/10/2010	$527.50	1.76%	0.21%	5	3.81	80.00%
9/9/2010	($698.75)	(2.33%)	(0.78%)	6	0.53	33.33%

9/8/2010	($48.13)	(0.16%)	(0.02%)	4	0.89	75.00%
9/7/2010	$757.50	2.53%	0.30%	3	304.00	66.67%
9/6/2010	$140.63	0.47%	0.07%	1	100.00	100.00%
9/3/2010	($973.75)	(3.25%)	(1.07%)	2	0.00	0.00%
9/2/2010	($281.25)	(0.94%)	(0.13%)	1	0.00	0.00%
9/1/2010	$138.75	0.46%	0.15%	2	1.16	50.00%
8/31/2010	$328.13	1.09%	0.16%	1	100.00	100.00%
8/30/2010	$953.13	3.18%	0.46%	1	100.00	100.00%
8/27/2010	($1,109.38)	(3.70%)	(0.53%)	1	0.00	0.00%
8/26/2010	$248.13	0.83%	0.12%	1	100.00	100.00%
8/24/2010	$623.13	2.08%	0.30%	1	100.00	100.00%
8/23/2010	($114.38)	(0.38%)	(0.13%)	2	0.70	50.00%
8/20/2010	($390.63)	(1.30%)	(0.19%)	1	0.00	0.00%
8/19/2010	($443.13)	(1.48%)	(0.18%)	2	0.35	50.00%
8/18/2010	($62.50)	(0.21%)	(0.02%)	2	0.00	0.00%
8/17/2010	$712.50	2.38%	0.28%	4	5.52	50.00%
8/16/2010	$334.38	1.11%	0.13%	4	2.02	75.00%
8/13/2010	$156.25	0.52%	0.06%	2	1.83	50.00%
8/12/2010	($350.00)	(1.17%)	(0.14%)	2	0.00	0.00%
8/11/2010	($1,651.25)	(5.50%)	(0.65%)	4	0.22	25.00%
8/10/2010	($0.63)	(0.00%)	(0.00%)	4	1.00	25.00%
8/9/2010	$413.13	1.38%	0.16%	5	95.43	60.00%
8/6/2010	($915.00)	(3.05%)	(0.36%)	5	0.51	60.00%
8/5/2010	$221.88	0.74%	0.09%	3	3.96	33.33%
8/4/2010	$265.63	0.89%	0.11%	3	1.74	66.67%
8/3/2010	$377.50	1.26%	0.15%	4	2.17	25.00%
8/2/2010	$1,053.13	3.51%	1.17%	7	2.28	42.86%
7/30/2010	$1,116.25	3.72%	0.44%	5	224.25	60.00%
7/29/2010	($928.75)	(3.10%)	(0.37%)	5	0.23	20.00%
7/28/2010	($128.13)	(0.43%)	(0.05%)	3	0.84	33.33%
7/27/2010	$271.25	0.90%	0.11%	5	1.58	80.00%
7/26/2010	$380.00	1.27%	0.15%	4	2.97	50.00%
7/23/2010	$243.75	0.81%	0.10%	2	1.52	50.00%
7/22/2010	($471.25)	(1.57%)	(0.19%)	2	0.00	0.00%
7/21/2010	$468.75	1.56%	0.22%	1	100.00	100.00%
7/20/2010	$0.00	0.00%	0.00%	1	100.00	0.00%
7/19/2010	($64.38)	(0.21%)	(0.03%)	1	0.00	0.00%
7/16/2010	$310.63	1.04%	0.15%	1	100.00	100.00%
7/15/2010	$375.00	1.25%	0.18%	1	100.00	100.00%
7/14/2010	$671.88	2.24%	0.32%	1	100.00	100.00%
7/13/2010	($706.88)	(2.36%)	(0.78%)	3	0.28	33.33%
7/12/2010	$31.25	0.10%	0.02%	1	100.00	100.00%
7/9/2010	($62.50)	(0.21%)	(0.03%)	1	0.00	0.00%
7/8/2010	($555.00)	(1.85%)	(0.31%)	2	0.00	0.00%
7/7/2010	($328.13)	(1.09%)	(0.16%)	1	0.00	0.00%
7/6/2010	($301.88)	(1.01%)	(0.33%)	2	0.21	50.00%
7/5/2010	$296.88	0.99%	0.14%	1	100.00	100.00%
7/2/2010	($156.25)	(0.52%)	(0.08%)	1	0.00	0.00%
7/1/2010	$230.63	0.77%	0.11%	2	3.41	50.00%
6/30/2010	$326.25	1.09%	0.16%	1	100.00	100.00%
6/29/2010	$620.00	2.07%	0.24%	1	100.00	100.00%
6/28/2010	$498.13	1.66%	0.24%	1	100.00	100.00%
6/25/2010	$328.13	1.09%	0.16%	1	100.00	100.00%
6/24/2010	($1,335.00)	(4.45%)	(0.53%)	3	0.00	0.00%
6/23/2010	($173.13)	(0.58%)	(0.07%)	3	0.66	33.33%
6/22/2010	$681.88	2.27%	0.27%	2	100.00	100.00%
6/21/2010	$2,068.75	6.90%	2.34%	7	4.86	71.43%
6/18/2010	($281.88)	(0.94%)	(0.11%)	5	0.49	40.00%
6/17/2010	$854.38	2.85%	0.34%	4	100.00	100.00%
6/16/2010	$166.88	0.56%	0.07%	3	2.28	33.33%

6/15/2010	($421.88)	(1.41%)	(0.20%)	1	0.00	0.00%
6/14/2010	($119.38)	(0.40%)	(0.13%)	3	0.78	33.33%
6/11/2010	$671.88	2.24%	0.33%	1	100.00	100.00%
6/10/2010	($1,062.50)	(3.54%)	(0.51%)	1	0.00	0.00%
6/9/2010	$0.00	0.00%	0.00%	1	100.00	0.00%
6/8/2010	($1.88)	(0.01%)	(0.00%)	1	0.00	0.00%
6/7/2010	$451.25	1.50%	0.22%	1	100.00	100.00%
6/4/2010	$1,960.63	6.54%	0.96%	2	100.00	100.00%
6/3/2010	($78.13)	(0.26%)	(0.04%)	1	0.00	0.00%
6/2/2010	($687.50)	(2.29%)	(0.33%)	1	0.00	0.00%
6/1/2010	$343.75	1.15%	0.17%	1	100.00	100.00%
5/31/2010	$15.63	0.05%	0.01%	1	100.00	100.00%
5/28/2010	$453.13	1.51%	0.22%	1	100.00	100.00%
5/27/2010	($1,203.13)	(4.01%)	(0.58%)	1	0.00	0.00%
5/26/2010	($265.63)	(0.89%)	(0.13%)	1	0.00	0.00%
5/25/2010	($173.75)	(0.58%)	(0.08%)	1	0.00	0.00%
5/20/2010	$1,736.88	5.79%	0.85%	2	100.00	100.00%
5/19/2010	($111.25)	(0.37%)	(0.05%)	1	0.00	0.00%
5/18/2010	$461.88	1.54%	0.52%	2	2.22	50.00%
5/17/2010	($283.13)	(0.94%)	(0.14%)	1	0.00	0.00%
5/14/2010	$740.00	2.47%	0.36%	2	100.00	100.00%
5/13/2010	$343.75	1.15%	0.17%	1	100.00	100.00%
5/12/2010	($359.38)	(1.20%)	(0.18%)	1	0.00	0.00%
5/11/2010	$203.13	0.68%	0.10%	1	100.00	100.00%
5/10/2010	($1,176.88)	(3.92%)	(1.32%)	2	0.00	0.00%
5/7/2010	$668.13	2.23%	0.33%	2	39.18	50.00%
5/6/2010	($520.00)	(1.73%)	(0.21%)	2	0.00	0.00%
5/5/2010	$104.38	0.35%	0.04%	2	1.29	50.00%
5/4/2010	($49.38)	(0.16%)	(0.02%)	4	0.94	50.00%
5/3/2010	$281.25	0.94%	0.11%	4	6.36	75.00%
4/30/2010	($1,030.00)	(3.43%)	(0.41%)	3	0.00	0.00%
4/29/2010	$1,732.50	5.78%	1.98%	3	100.00	100.00%
4/28/2010	$925.00	3.08%	0.37%	2	100.00	100.00%
4/27/2010	($383.75)	(1.28%)	(0.15%)	5	0.76	60.00%
4/26/2010	($257.50)	(0.86%)	(0.10%)	4	0.33	25.00%
4/23/2010	$482.50	1.61%	0.19%	2	28.57	50.00%
4/22/2010	$262.50	0.88%	0.10%	1	100.00	100.00%
4/21/2010	($880.00)	(2.93%)	(0.99%)	2	0.00	0.00%
4/20/2010	$637.50	2.13%	0.25%	1	100.00	100.00%
4/19/2010	$250.00	0.83%	0.10%	1	100.00	100.00%
4/16/2010	($965.63)	(3.22%)	(0.38%)	4	0.40	25.00%
4/15/2010	$161.88	0.54%	0.06%	5	1.79	60.00%
4/14/2010	$1,182.50	3.94%	1.35%	4	5.73	75.00%
4/13/2010	$512.50	1.71%	0.20%	3	100.00	100.00%
4/12/2010	$116.25	0.39%	0.13%	6	1.51	16.67%
4/9/2010	$1,056.25	3.52%	0.42%	3	100.00	100.00%
4/8/2010	$259.38	0.86%	0.10%	3	1.98	66.67%
4/7/2010	$78.13	0.26%	0.03%	3	1.13	33.33%
4/6/2010	$555.63	1.85%	0.22%	5	14.07	60.00%
4/5/2010	$205.00	0.68%	0.08%	4	1.66	75.00%
4/2/2010	($671.88)	(2.24%)	(0.33%)	2	0.00	0.00%
4/1/2010	$106.25	0.35%	0.12%	5	1.18	60.00%
3/31/2010	$68.75	0.23%	0.03%	3	1.46	33.33%
3/30/2010	$26.88	0.09%	0.01%	4	1.21	50.00%
3/29/2010	$135.63	0.45%	0.16%	3	1.97	33.33%
3/26/2010	$403.13	1.34%	0.16%	2	100.00	100.00%
3/25/2010	$9.38	0.03%	0.01%	5	1.01	40.00%
3/24/2010	($1,871.88)	(6.24%)	(0.75%)	3	0.00	0.00%
3/23/2010	$621.88	2.07%	0.25%	3	8.96	66.67%
3/22/2010	$1,056.25	3.52%	0.42%	3	100.00	100.00%
3/19/2010	($236.25)	(0.79%)	(0.09%)	4	0.64	25.00%

3/18/2010	($431.88)	(1.44%)	(0.17%)	5	0.00	0.00%
3/17/2010	$820.00	2.73%	0.95%	4	100.00	75.00%
3/16/2010	$671.25	2.24%	0.27%	5	9.39	60.00%
3/15/2010	($4.38)	(0.01%)	(0.00%)	4	0.94	75.00%
3/12/2010	$209.38	0.70%	0.08%	2	100.00	100.00%
3/11/2010	$109.38	0.36%	0.04%	2	1.78	50.00%
3/10/2010	$86.25	0.29%	0.03%	4	1.39	50.00%
3/9/2010	$702.50	2.34%	0.28%	5	282.00	80.00%
3/8/2010	($165.63)	(0.55%)	(0.07%)	3	0.38	66.67%
3/5/2010	$388.13	1.29%	0.45%	6	1.64	50.00%
3/4/2010	$555.63	1.85%	0.22%	5	100.00	100.00%
3/3/2010	$91.25	0.30%	0.04%	6	1.61	50.00%
3/2/2010	$503.75	1.68%	0.59%	6	6.45	83.33%
3/1/2010	$309.38	1.03%	0.36%	5	124.75	80.00%
2/26/2010	$315.63	1.05%	0.13%	2	100.00	100.00%
2/25/2010	($898.75)	(3.00%)	(0.36%)	5	0.44	60.00%
2/24/2010	$291.25	0.97%	0.12%	3	11.59	66.67%
2/23/2010	($257.50)	(0.86%)	(0.10%)	4	0.80	50.00%
2/22/2010	($30.63)	(0.10%)	(0.01%)	3	0.61	66.67%
2/19/2010	$50.63	0.17%	0.02%	2	1.56	50.00%
2/18/2010	($531.25)	(1.77%)	(0.26%)	1	0.00	0.00%
2/17/2010	($656.25)	(2.19%)	(0.32%)	1	0.00	0.00%
2/16/2010	$265.63	0.89%	0.13%	1	100.00	100.00%
2/15/2010	($31.25)	(0.10%)	(0.02%)	1	0.00	0.00%
2/12/2010	($276.88)	(0.92%)	(0.13%)	2	0.49	50.00%
2/11/2010	($109.38)	(0.36%)	(0.05%)	1	0.00	0.00%
2/10/2010	($250.00)	(0.83%)	(0.12%)	1	0.00	0.00%
2/9/2010	($578.13)	(1.93%)	(0.28%)	1	0.00	0.00%
2/8/2010	$216.88	0.72%	0.11%	1	100.00	100.00%
2/5/2010	$654.38	2.18%	0.32%	1	100.00	100.00%
2/4/2010	$1,457.50	4.86%	0.71%	2	100.00	100.00%
2/3/2010	($437.50)	(1.46%)	(0.21%)	1	0.00	0.00%
2/2/2010	$125.00	0.42%	0.06%	1	100.00	100.00%
2/1/2010	($80.00)	(0.27%)	(0.04%)	1	0.00	0.00%
1/29/2010	$341.88	1.14%	0.17%	1	100.00	100.00%
1/28/2010	$265.63	0.89%	0.13%	1	100.00	100.00%
1/27/2010	($312.50)	(1.04%)	(0.15%)	1	0.00	0.00%
1/26/2010	$140.63	0.47%	0.07%	1	100.00	100.00%
1/25/2010	($93.75)	(0.31%)	(0.05%)	1	0.00	0.00%
1/22/2010	($724.38)	(2.41%)	(0.29%)	2	0.00	0.00%
1/21/2010	$2.50	0.01%	0.00%	3	1.01	66.67%
1/20/2010	($917.50)	(3.06%)	(0.37%)	2	0.01	50.00%
1/19/2010	$860.00	2.87%	1.02%	2	100.00	100.00%
1/18/2010	$272.50	0.91%	0.32%	2	100.00	100.00%
1/15/2010	($737.50)	(2.46%)	(0.29%)	1	0.00	0.00%
1/14/2010	$250.00	0.83%	0.10%	1	100.00	100.00%
1/13/2010	$575.00	1.92%	0.69%	4	7.39	75.00%
1/12/2010	($152.50)	(0.51%)	(0.06%)	2	0.49	50.00%
1/11/2010	($5.00)	(0.02%)	(0.00%)	2	0.93	50.00%
1/8/2010	$200.00	0.67%	0.08%	1	100.00	100.00%
1/7/2010	$367.50	1.23%	0.15%	3	148.00	66.67%
1/6/2010	($7.50)	(0.03%)	(0.00%)	3	0.75	33.33%
1/5/2010	$162.50	0.54%	0.07%	1	100.00	100.00%
1/4/2010	$1,555.00	5.18%	0.63%	3	104.67	66.67%
12/31/2009	($950.00)	(3.17%)	(0.38%)	2	0.00	0.00%
12/30/2009	$75.00	0.25%	0.03%	2	100.00	100.00%
12/29/2009	($100.00)	(0.33%)	(0.04%)	2	0.00	0.00%
12/28/2009	($220.00)	(0.73%)	(0.26%)	3	0.14	33.33%
12/24/2009	$505.00	1.68%	0.61%	3	100.00	100.00%
12/23/2009	$190.00	0.63%	0.08%	4	7.33	50.00%

12/22/2009	$600.00	2.00%	0.24%	2	100.00	100.00%
12/21/2009	$945.00	3.15%	1.15%	3	32.50	66.67%
12/18/2009	$400.00	1.33%	0.16%	2	100.00	100.00%
12/17/2009	($1,135.00)	(3.78%)	(0.46%)	4	0.08	50.00%
12/16/2009	($317.50)	(1.06%)	(0.39%)	3	0.00	0.00%
12/15/2009	($567.50)	(1.89%)	(0.23%)	3	0.00	0.00%
12/14/2009	$220.63	0.74%	0.27%	7	1.66	42.86%
12/11/2009	$2.50	0.01%	0.00%	5	1.01	80.00%
12/10/2009	$203.75	0.68%	0.25%	6	1.31	66.67%
12/9/2009	$318.75	1.06%	0.13%	3	2.13	66.67%
12/8/2009	($1,123.75)	(3.75%)	(0.45%)	4	0.32	25.00%
12/7/2009	$146.88	0.49%	0.06%	3	1.53	33.33%
12/4/2009	$259.38	0.86%	0.10%	3	1.29	66.67%
12/3/2009	($971.88)	(3.24%)	(1.17%)	5	0.11	20.00%
12/2/2009	($312.50)	(1.04%)	(0.13%)	2	0.00	0.00%
12/1/2009	$568.13	1.89%	0.69%	3	4.00	66.67%
11/30/2009	$225.00	0.75%	0.09%	1	100.00	100.00%
11/27/2009	$510.00	1.70%	0.20%	1	100.00	100.00%
11/26/2009	($1,085.00)	(3.62%)	(0.43%)	3	0.38	33.33%
11/25/2009	$430.00	1.43%	0.17%	6	14.23	66.67%
11/24/2009	$596.88	1.99%	0.24%	3	100.00	100.00%
11/23/2009	$947.50	3.16%	1.16%	6	3.18	50.00%
11/20/2009	($405.63)	(1.35%)	(0.16%)	3	0.00	0.00%
11/19/2009	($1,620.00)	(5.40%)	(0.64%)	4	0.16	25.00%
11/18/2009	$85.63	0.29%	0.03%	3	2.33	66.67%
11/17/2009	($15.00)	(0.05%)	(0.01%)	2	0.81	50.00%
11/16/2009	$1,360.63	4.54%	1.70%	5	26.92	80.00%
11/13/2009	$388.75	1.30%	0.15%	4	15.14	75.00%
11/12/2009	($117.50)	(0.39%)	(0.05%)	4	0.75	75.00%
11/11/2009	($72.50)	(0.24%)	(0.03%)	3	0.24	33.33%
11/9/2009	$707.50	2.36%	0.89%	1	100.00	100.00%
11/4/2009	$30.00	0.10%	0.04%	2	1.08	50.00%
11/3/2009	$37.50	0.13%	0.01%	1	100.00	100.00%
11/2/2009	$437.50	1.46%	0.17%	1	100.00	100.00%
10/30/2009	($1,400.00)	(4.67%)	(0.56%)	1	0.00	0.00%
10/29/2009	$1,100.00	3.67%	0.44%	1	100.00	100.00%
10/28/2009	($817.50)	(2.73%)	(0.32%)	2	0.00	0.00%
10/27/2009	($175.00)	(0.58%)	(0.07%)	1	0.00	0.00%
10/26/2009	($1,294.38)	(4.31%)	(0.51%)	3	0.00	0.00%
10/23/2009	($1,228.13)	(4.09%)	(0.48%)	2	0.00	0.00%
10/22/2009	$465.63	1.55%	0.18%	2	2.99	50.00%
10/21/2009	($986.25)	(3.29%)	(0.39%)	3	0.00	0.00%
10/20/2009	($15.63)	(0.05%)	(0.01%)	2	0.96	50.00%
10/19/2009	$323.13	1.08%	0.13%	3	130.25	66.67%
10/16/2009	$266.25	0.89%	0.10%	2	4.44	50.00%
10/15/2009	($33.13)	(0.11%)	(0.01%)	3	0.92	66.67%
10/14/2009	($72.50)	(0.24%)	(0.09%)	4	0.84	50.00%
10/13/2009	$438.75	1.46%	0.17%	3	100.00	100.00%
10/12/2009	$500.63	1.67%	0.63%	6	2.84	50.00%
10/9/2009	($644.38)	(2.15%)	(0.25%)	5	0.30	80.00%
10/8/2009	$160.00	0.53%	0.20%	4	3.00	75.00%
10/7/2009	$823.75	2.75%	0.32%	5	6.31	60.00%
10/6/2009	$1,051.25	3.50%	1.35%	4	7.05	50.00%
10/5/2009	$647.50	2.16%	0.26%	5	38.00	80.00%
10/2/2009	($215.00)	(0.72%)	(0.08%)	2	0.22	50.00%
10/1/2009	$461.88	1.54%	0.18%	3	1.73	33.33%
9/30/2009	($125.00)	(0.42%)	(0.05%)	2	0.00	0.00%
9/29/2009	($567.50)	(1.89%)	(0.73%)	3	0.10	33.33%
9/28/2009	$870.00	2.90%	0.35%	3	100.00	100.00%
9/25/2009	($90.00)	(0.30%)	(0.04%)	3	0.78	33.33%
9/24/2009	($1,448.75)	(4.83%)	(0.57%)	4	0.16	25.00%

9/23/2009	$398.75	1.33%	0.16%	4	15.50	75.00%
9/22/2009	$1,042.50	3.48%	1.35%	4	100.00	100.00%
9/21/2009	($131.25)	(0.44%)	(0.05%)	3	0.00	0.00%
9/18/2009	($849.38)	(2.83%)	(0.33%)	3	0.00	0.00%
9/17/2009	$521.88	1.74%	0.21%	2	21.88	50.00%
9/16/2009	$129.38	0.43%	0.05%	3	1.49	66.67%
9/15/2009	($173.75)	(0.58%)	(0.07%)	3	0.60	33.33%
9/14/2009	($351.88)	(1.17%)	(0.14%)	3	0.45	33.33%
9/11/2009	$579.38	1.93%	0.23%	5	2.51	60.00%
9/10/2009	$858.13	2.86%	0.34%	4	4.95	50.00%
9/9/2009	$676.88	2.26%	0.27%	4	9.73	75.00%
9/8/2009	($357.50)	(1.19%)	(0.46%)	4	0.27	25.00%
9/7/2009	$630.00	2.10%	0.82%	4	100.00	100.00%
9/4/2009	($686.25)	(2.29%)	(0.27%)	3	0.00	0.00%
9/3/2009	$264.38	0.88%	0.10%	2	3.76	50.00%
9/2/2009	($150.00)	(0.50%)	(0.06%)	1	0.00	0.00%
9/1/2009	($896.88)	(2.99%)	(0.35%)	4	0.17	25.00%
8/31/2009	($287.50)	(0.96%)	(0.11%)	3	0.60	33.33%
8/28/2009	$1,241.25	4.14%	0.49%	6	497.50	83.33%
8/27/2009	$346.25	1.15%	0.14%	5	3.15	40.00%
8/26/2009	$388.75	1.30%	0.15%	4	6.98	75.00%
8/25/2009	$496.25	1.65%	0.20%	5	2.70	60.00%
8/24/2009	$79.38	0.26%	0.10%	4	1.15	25.00%
8/21/2009	$463.13	1.54%	0.61%	6	1.44	66.67%
8/20/2009	$311.25	1.04%	0.12%	4	2.52	50.00%
8/19/2009	$871.25	2.90%	0.35%	3	11.89	66.67%
8/18/2009	$429.38	1.43%	0.17%	2	5.49	50.00%
8/17/2009	($1,217.50)	(4.06%)	(0.49%)	2	0.01	50.00%
8/14/2009	$683.75	2.28%	0.27%	3	6.95	66.67%
8/13/2009	$1,293.75	4.31%	0.52%	2	100.00	100.00%
8/12/2009	$730.00	2.43%	0.29%	4	5.42	50.00%
8/11/2009	($718.75)	(2.40%)	(0.29%)	3	0.48	33.33%
8/10/2009	$637.50	2.13%	0.26%	3	100.00	100.00%
8/7/2009	$582.50	1.94%	0.77%	4	1.78	75.00%
8/6/2009	($231.25)	(0.77%)	(0.09%)	3	0.29	33.33%
8/5/2009	($1,028.13)	(3.43%)	(0.41%)	3	0.00	0.00%
8/4/2009	$93.75	0.31%	0.04%	3	1.33	66.67%
8/3/2009	$330.63	1.10%	0.13%	5	1.30	80.00%
7/31/2009	$915.63	3.05%	0.37%	3	100.00	100.00%
7/30/2009	$484.38	1.61%	0.64%	5	2.26	40.00%
7/29/2009	($43.13)	(0.14%)	(0.02%)	3	0.45	66.67%
7/28/2009	($303.13)	(1.01%)	(0.12%)	3	0.36	33.33%
7/27/2009	($551.88)	(1.84%)	(0.22%)	4	0.20	50.00%
7/24/2009	$1,584.38	5.28%	0.64%	3	100.00	100.00%
7/23/2009	($1,366.25)	(4.55%)	(0.55%)	5	0.17	40.00%
7/22/2009	($289.38)	(0.96%)	(0.12%)	3	0.19	66.67%
7/21/2009	$1,920.63	6.40%	0.78%	6	100.00	100.00%
7/20/2009	$564.38	1.88%	0.75%	6	4.00	50.00%
7/17/2009	($376.25)	(1.25%)	(0.15%)	3	0.38	66.67%
7/16/2009	$78.75	0.26%	0.03%	2	1.39	50.00%
7/15/2009	($367.50)	(1.23%)	(0.49%)	2	0.61	50.00%
7/14/2009	($703.13)	(2.34%)	(0.34%)	1	0.00	0.00%
7/13/2009	($328.13)	(1.09%)	(0.16%)	1	0.00	0.00%
7/10/2009	$621.25	2.07%	0.30%	2	13.74	50.00%
7/9/2009	($48.75)	(0.16%)	(0.02%)	1	0.00	0.00%
7/8/2009	$638.75	2.13%	0.31%	1	100.00	100.00%
7/7/2009	$437.50	1.46%	0.21%	1	100.00	100.00%
7/6/2009	$0.00	0.00%	0.00%	1	100.00	0.00%
7/3/2009	$45.00	0.15%	0.02%	1	100.00	100.00%
7/2/2009	$623.13	2.08%	0.31%	1	100.00	100.00%

7/1/2009	($58.13)	(0.19%)	(0.08%)	2	0.65	50.00%
6/30/2009	($312.50)	(1.04%)	(0.15%)	1	0.00	0.00%
6/29/2009	$234.38	0.78%	0.12%	1	100.00	100.00%
6/26/2009	($17.50)	(0.06%)	(0.01%)	1	0.00	0.00%
6/24/2009	$280.00	0.93%	0.37%	2	6.09	50.00%
6/23/2009	$25.00	0.08%	0.01%	1	100.00	100.00%
6/22/2009	($1,820.00)	(6.07%)	(0.73%)	3	0.00	0.00%
6/19/2009	$360.00	1.20%	0.48%	5	1.83	40.00%
6/18/2009	$565.00	1.88%	0.23%	4	100.00	100.00%
6/17/2009	($382.50)	(1.28%)	(0.15%)	3	0.00	0.00%
6/16/2009	($587.50)	(1.96%)	(0.24%)	1	0.00	0.00%
6/15/2009	($1,645.00)	(5.48%)	(0.65%)	3	0.00	0.00%
6/12/2009	$185.00	0.62%	0.07%	2	100.00	100.00%
6/11/2009	($327.50)	(1.09%)	(0.13%)	1	0.00	0.00%
6/10/2009	$1,360.00	4.53%	0.54%	4	100.00	100.00%
6/9/2009	($57.50)	(0.19%)	(0.02%)	3	0.82	33.33%
6/8/2009	$117.50	0.39%	0.05%	3	2.31	66.67%
6/5/2009	$952.50	3.18%	0.38%	4	100.00	100.00%
6/4/2009	$392.50	1.31%	0.16%	3	100.00	100.00%
6/3/2009	($460.00)	(1.53%)	(0.18%)	3	0.35	66.67%
6/2/2009	$175.00	0.58%	0.07%	1	100.00	100.00%
6/1/2009	$427.50	1.43%	0.58%	3	2.21	66.67%
5/29/2009	$670.00	2.23%	0.27%	2	100.00	100.00%
5/28/2009	$432.50	1.44%	0.17%	2	100.00	100.00%
5/27/2009	($5.00)	(0.02%)	(0.00%)	2	0.94	50.00%
5/26/2009	$192.50	0.64%	0.08%	3	100.00	100.00%
5/25/2009	$525.00	1.75%	0.21%	2	100.00	100.00%
5/22/2009	($292.50)	(0.98%)	(0.12%)	2	0.00	0.00%
5/21/2009	($1,352.50)	(4.51%)	(0.54%)	4	0.20	50.00%
5/20/2009	$977.50	3.26%	0.39%	4	15.48	50.00%
5/19/2009	($285.00)	(0.95%)	(0.11%)	4	0.42	50.00%
5/18/2009	$1,622.50	5.41%	2.24%	5	100.00	100.00%
5/15/2009	$42.50	0.14%	0.02%	3	2.06	66.67%
5/14/2009	$237.50	0.79%	0.10%	1	100.00	100.00%
5/13/2009	($855.00)	(2.85%)	(0.34%)	2	0.09	50.00%
5/12/2009	$515.00	1.72%	0.21%	3	100.00	100.00%
5/11/2009	($1,055.00)	(3.52%)	(0.42%)	2	0.00	0.00%
5/8/2009	($320.00)	(1.07%)	(0.44%)	2	0.16	50.00%
5/7/2009	$862.50	2.88%	0.35%	3	100.00	100.00%
5/6/2009	$135.00	0.45%	0.19%	4	1.30	50.00%
5/5/2009	$132.50	0.44%	0.05%	2	54.00	50.00%
5/4/2009	$1,130.00	3.77%	1.58%	2	100.00	100.00%
5/1/2009	$712.50	2.38%	0.29%	3	100.00	100.00%
4/30/2009	$467.50	1.56%	0.19%	2	3.31	50.00%
4/29/2009	$221.88	0.74%	0.09%	6	1.19	66.67%
4/28/2009	($1,410.00)	(4.70%)	(0.57%)	5	0.00	0.00%
4/27/2009	($665.63)	(2.22%)	(0.27%)	3	0.52	33.33%
4/24/2009	$288.13	0.96%	0.12%	3	1.53	66.67%
4/23/2009	$687.50	2.29%	0.28%	2	100.00	100.00%
4/22/2009	($768.75)	(2.56%)	(0.31%)	2	0.00	0.00%
4/21/2009	$0.00	0.00%	0.00%	2	1.00	50.00%
4/20/2009	($1,213.75)	(4.05%)	(0.49%)	4	0.45	50.00%
4/17/2009	($93.75)	(0.31%)	(0.04%)	3	0.90	66.67%
4/16/2009	($748.13)	(2.49%)	(0.30%)	4	0.26	25.00%
4/15/2009	$1,371.88	4.57%	0.55%	5	100.00	100.00%
4/14/2009	($1,591.25)	(5.30%)	(0.63%)	5	0.25	20.00%
4/13/2009	$548.13	1.83%	0.22%	3	3.52	33.33%
4/9/2009	($166.88)	(0.56%)	(0.23%)	5	0.84	60.00%
4/8/2009	$1,460.00	4.87%	0.59%	5	100.00	100.00%
4/7/2009	($926.25)	(3.09%)	(0.37%)	4	0.23	25.00%
4/6/2009	($249.38)	(0.83%)	(0.10%)	2	0.00	0.00%

4/3/2009	($1,243.13)	(4.14%)	(0.49%)	5	0.21	40.00%
4/2/2009	$2,824.38	9.41%	4.10%	4	30.54	75.00%
4/1/2009	$110.00	0.37%	0.04%	5	1.24	60.00%
3/31/2009	$251.88	0.84%	0.10%	4	1.35	50.00%
3/30/2009	($1,239.38)	(4.13%)	(0.49%)	5	0.42	60.00%
3/27/2009	($929.38)	(3.10%)	(0.37%)	4	0.09	50.00%
3/26/2009	$1,386.88	4.62%	0.55%	4	16.41	75.00%
3/25/2009	$548.13	1.83%	0.22%	3	1.75	66.67%
3/24/2009	($1,271.88)	(4.24%)	(0.50%)	2	0.00	0.00%
3/23/2009	$3,518.75	11.73%	5.38%	5	13.51	80.00%
3/20/2009	($788.13)	(2.63%)	(0.31%)	5	0.27	40.00%
3/19/2009	$186.88	0.62%	0.07%	4	1.39	25.00%
3/18/2009	$1,215.00	4.05%	0.60%	2	70.43	50.00%
3/17/2009	($593.75)	(1.98%)	(0.29%)	1	0.00	0.00%
3/16/2009	($319.38)	(1.06%)	(0.49%)	2	0.16	50.00%
3/12/2009	$591.88	1.97%	0.29%	1	100.00	100.00%
3/11/2009	$354.38	1.18%	0.54%	2	1.93	50.00%
3/10/2009	($70.63)	(0.24%)	(0.11%)	2	0.93	50.00%
3/9/2009	$250.00	0.83%	0.12%	1	100.00	100.00%
3/6/2009	($390.63)	(1.30%)	(0.19%)	1	0.00	0.00%
3/5/2009	$1,453.13	4.84%	0.72%	1	100.00	100.00%
3/4/2009	($1,558.13)	(5.19%)	(0.87%)	2	0.00	0.00%
3/3/2009	$107.50	0.36%	0.05%	1	100.00	100.00%
2/19/2009	($380.00)	(1.27%)	(0.58%)	1	0.00	0.00%
2/17/2009	$647.50	2.16%	0.26%	3	100.00	100.00%
2/16/2009	($717.50)	(2.39%)	(0.28%)	2	0.00	0.00%
2/13/2009	($1,042.50)	(3.48%)	(0.41%)	2	0.00	0.00%
2/12/2009	($1,152.50)	(3.84%)	(0.45%)	1	0.00	0.00%
2/11/2009	$287.50	0.96%	0.11%	1	100.00	100.00%
2/10/2009	($15.00)	(0.05%)	(0.01%)	1	0.00	0.00%
2/6/2009	$557.50	1.86%	0.85%	1	100.00	100.00%
1/28/2009	$65.00	0.22%	0.10%	2	1.11	50.00%
1/14/2009	$940.00	3.13%	0.47%	2	100.00	100.00%
1/13/2009	$157.50	0.53%	0.06%	3	100.00	100.00%
1/12/2009	($725.63)	(2.42%)	(0.28%)	5	0.52	60.00%
1/9/2009	$298.75	1.00%	0.12%	4	2.23	50.00%
1/8/2009	$725.00	2.42%	0.28%	2	30.00	50.00%
1/7/2009	($435.00)	(1.45%)	(0.17%)	3	0.41	33.33%
1/6/2009	$307.50	1.03%	0.12%	2	2.86	50.00%
1/5/2009	($25.00)	(0.08%)	(0.01%)	1	0.00	0.00%
1/2/2009	$267.50	0.89%	0.11%	2	1.96	50.00%
12/31/2008	($1,316.25)	(4.39%)	(0.51%)	3	0.21	66.67%
12/30/2008	$572.50	1.91%	0.22%	3	100.00	100.00%
12/29/2008	$869.38	2.90%	0.34%	3	100.00	100.00%
12/26/2008	$660.63	2.20%	0.37%	2	100.00	100.00%
12/24/2008	($64.38)	(0.21%)	(0.03%)	3	0.85	66.67%
12/23/2008	$241.88	0.81%	0.10%	3	9.80	66.67%
12/22/2008	($590.63)	(1.97%)	(0.23%)	4	0.37	50.00%
12/19/2008	($1,425.00)	(4.75%)	(0.56%)	2	0.00	0.00%
12/18/2008	($170.63)	(0.57%)	(0.07%)	5	0.86	60.00%
12/17/2008	($494.38)	(1.65%)	(0.19%)	3	0.11	33.33%
12/16/2008	$2,467.50	8.23%	3.94%	4	100.00	100.00%
12/15/2008	$275.63	0.92%	0.11%	3	5.28	66.67%
12/12/2008	($1,190.00)	(3.97%)	(0.46%)	4	0.22	50.00%
12/11/2008	$306.88	1.02%	0.12%	5	1.29	60.00%
12/10/2008	($435.00)	(1.45%)	(0.17%)	5	0.62	40.00%
12/9/2008	$622.50	2.08%	0.24%	4	6.33	50.00%
12/8/2008	($570.63)	(1.90%)	(0.32%)	2	0.08	50.00%
12/5/2008	($689.38)	(2.30%)	(0.34%)	1	0.00	0.00%
12/4/2008	$576.25	1.92%	0.29%	1	100.00	100.00%

12/3/2008	$715.00	2.38%	0.36%	2	100.00	100.00%
12/2/2008	$588.13	1.96%	0.30%	2	13.06	50.00%
12/1/2008	$2,095.00	6.98%	0.83%	1	100.00	100.00%
11/26/2008	$779.38	2.60%	0.39%	1	100.00	100.00%
11/25/2008	$1,633.13	5.44%	0.83%	3	11.33	66.67%
11/24/2008	($562.50)	(1.88%)	(0.29%)	1	0.00	0.00%
11/21/2008	($64.38)	(0.21%)	(0.03%)	1	0.00	0.00%
11/17/2008	$388.75	1.30%	0.20%	1	100.00	100.00%
11/14/2008	$777.50	2.59%	0.40%	2	100.00	100.00%
11/13/2008	($687.50)	(2.29%)	(0.35%)	1	0.00	0.00%
11/12/2008	$60.63	0.20%	0.03%	1	100.00	100.00%
11/11/2008	$607.50	2.03%	0.31%	1	100.00	100.00%
11/10/2008	$100.63	0.34%	0.16%	3	1.18	33.33%
11/7/2008	($189.38)	(0.63%)	(0.10%)	1	0.00	0.00%
11/6/2008	$37.50	0.13%	0.01%	3	1.12	66.67%
11/5/2008	($470.00)	(1.57%)	(0.18%)	2	0.27	50.00%
11/4/2008	$505.00	1.68%	0.81%	4	1.70	75.00%
10/10/2008	($908.13)	(3.03%)	(0.46%)	1	0.00	0.00%
10/9/2008	($1,218.75)	(4.06%)	(0.62%)	1	0.00	0.00%
10/8/2008	$371.25	1.24%	0.19%	2	2.68	50.00%
10/7/2008	($205.00)	(0.68%)	(0.10%)	1	0.00	0.00%
10/2/2008	$1,232.50	4.11%	0.49%	1	100.00	100.00%
9/18/2008	$279.38	0.93%	0.14%	1	100.00	100.00%
9/17/2008	$168.13	0.56%	0.09%	2	6.08	50.00%
9/16/2008	$388.75	1.30%	0.20%	1	100.00	100.00%
9/15/2008	$2,478.75	8.26%	1.28%	2	100.00	100.00%
9/12/2008	($421.88)	(1.41%)	(0.22%)	1	0.00	0.00%
9/11/2008	($33.13)	(0.11%)	(0.02%)	1	0.00	0.00%
9/9/2008	$591.88	1.97%	0.31%	1	100.00	100.00%
9/8/2008	($270.63)	(0.90%)	(0.43%)	2	0.29	50.00%
9/5/2008	($408.13)	(1.36%)	(0.21%)	1	0.00	0.00%
9/3/2008	$185.00	0.62%	0.07%	1	100.00	100.00%
9/2/2008	$909.38	3.03%	1.48%	6	3.30	66.67%
9/1/2008	$275.00	0.92%	0.16%	2	8.33	50.00%
8/29/2008	($1,267.50)	(4.23%)	(0.49%)	3	0.00	0.00%
8/28/2008	$599.38	2.00%	0.98%	4	4.10	50.00%
8/27/2008	$649.38	2.16%	0.25%	4	100.00	100.00%
8/26/2008	$204.38	0.68%	0.08%	3	12.28	33.33%
8/25/2008	($1,330.00)	(4.43%)	(0.51%)	5	0.28	20.00%
8/22/2008	$613.13	2.04%	1.02%	6	2.63	50.00%
8/21/2008	($319.38)	(1.06%)	(0.12%)	5	0.41	40.00%
8/20/2008	$466.25	1.55%	0.18%	5	100.00	100.00%
8/19/2008	$32.50	0.11%	0.01%	2	14.00	50.00%
8/18/2008	$560.00	1.87%	0.22%	4	100.00	100.00%
8/15/2008	$872.50	2.91%	0.34%	5	100.00	100.00%
8/14/2008	$635.63	2.12%	0.25%	3	100.00	100.00%
8/13/2008	($1,013.75)	(3.38%)	(0.39%)	5	0.25	40.00%
8/12/2008	($348.75)	(1.16%)	(0.13%)	3	0.70	33.33%
8/11/2008	$612.50	2.04%	0.24%	3	2.09	66.67%
8/8/2008	$2,357.50	7.86%	0.92%	3	135.71	66.67%
8/7/2008	($758.75)	(2.53%)	(0.30%)	5	0.51	60.00%
8/6/2008	$224.38	0.75%	0.09%	5	1.65	40.00%
8/5/2008	$3,062.50	10.21%	1.21%	3	10.80	66.67%
8/4/2008	($1,222.50)	(4.08%)	(0.48%)	5	0.06	40.00%
8/1/2008	($681.25)	(2.27%)	(0.27%)	3	0.12	33.33%
7/31/2008	$1,007.50	3.36%	0.40%	3	404.00	66.67%
7/30/2008	($348.75)	(1.16%)	(0.58%)	2	0.08	50.00%
7/29/2008	($328.13)	(1.09%)	(0.17%)	1	0.00	0.00%
7/28/2008	$921.88	3.07%	0.48%	1	100.00	100.00%
7/25/2008	($781.25)	(2.60%)	(0.40%)	1	0.00	0.00%
7/24/2008	$1,046.88	3.49%	0.54%	1	100.00	100.00%

7/23/2008	($171.88)	(0.57%)	(0.09%)	1	0.00	0.00%
7/22/2008	($546.88)	(1.82%)	(0.28%)	1	0.00	0.00%
7/21/2008	($5.00)	(0.02%)	(0.01%)	2	0.99	50.00%
7/18/2008	($1,265.63)	(4.22%)	(0.65%)	1	0.00	0.00%
7/17/2008	($380.00)	(1.27%)	(0.62%)	2	0.00	0.00%
7/16/2008	($283.13)	(0.94%)	(0.14%)	1	0.00	0.00%
7/15/2008	$482.50	1.61%	0.25%	1	100.00	100.00%
7/14/2008	$750.00	2.50%	0.39%	1	100.00	100.00%
7/11/2008	($970.63)	(3.24%)	(0.50%)	1	0.00	0.00%
7/9/2008	$295.00	0.98%	0.15%	1	100.00	100.00%
7/8/2008	$156.25	0.52%	0.08%	1	100.00	100.00%
7/7/2008	$107.50	0.36%	0.06%	1	100.00	100.00%
7/4/2008	$295.00	0.98%	0.15%	1	100.00	100.00%
7/3/2008	$78.13	0.26%	0.04%	1	100.00	100.00%
7/2/2008	$170.00	0.57%	0.09%	1	100.00	100.00%
7/1/2008	$545.00	1.82%	0.28%	1	100.00	100.00%
6/30/2008	$15.63	0.05%	0.01%	1	100.00	100.00%
6/27/2008	($17.50)	(0.06%)	(0.01%)	1	0.00	0.00%
6/26/2008	$904.38	3.01%	0.47%	1	100.00	100.00%
6/25/2008	$498.13	1.66%	0.26%	1	100.00	100.00%
6/24/2008	($542.50)	(1.81%)	(0.21%)	1	0.00	0.00%
6/6/2008	$1,076.25	3.59%	0.56%	1	100.00	100.00%
6/5/2008	($578.13)	(1.93%)	(0.30%)	1	0.00	0.00%
6/4/2008	($468.75)	(1.56%)	(0.24%)	1	0.00	0.00%
6/3/2008	$750.00	2.50%	0.39%	1	100.00	100.00%
6/2/2008	$1,357.50	4.53%	0.71%	2	100.00	100.00%
5/30/2008	$140.63	0.47%	0.07%	1	100.00	100.00%
5/29/2008	($390.63)	(1.30%)	(0.20%)	1	0.00	0.00%
5/28/2008	($687.50)	(2.29%)	(0.36%)	1	0.00	0.00%
5/27/2008	($546.88)	(1.82%)	(0.28%)	1	0.00	0.00%
5/26/2008	($109.38)	(0.36%)	(0.06%)	1	0.00	0.00%
5/23/2008	$298.75	1.00%	0.12%	3	1.33	66.67%
5/22/2008	($145.63)	(0.49%)	(0.06%)	2	0.08	50.00%
5/21/2008	($942.50)	(3.14%)	(0.37%)	2	0.02	50.00%
5/20/2008	($880.00)	(2.93%)	(0.34%)	2	0.09	50.00%
5/19/2008	$367.50	1.23%	0.14%	3	100.00	100.00%
5/16/2008	$250.00	0.83%	0.10%	2	100.00	100.00%
5/15/2008	$465.00	1.55%	0.18%	4	3.42	50.00%
5/14/2008	$122.50	0.41%	0.20%	5	1.22	40.00%
5/13/2008	$277.50	0.93%	0.11%	4	10.25	50.00%
5/12/2008	$577.50	1.93%	0.23%	4	100.00	100.00%
5/9/2008	($15.00)	(0.05%)	(0.01%)	2	0.60	50.00%
5/8/2008	($275.00)	(0.92%)	(0.11%)	1	0.00	0.00%
5/7/2008	($905.00)	(3.02%)	(0.36%)	2	0.09	50.00%
5/6/2008	$392.50	1.31%	0.15%	3	100.00	100.00%
5/5/2008	$57.50	0.19%	0.02%	2	100.00	100.00%
5/2/2008	$640.00	2.13%	1.06%	5	2.68	80.00%
5/1/2008	$1,350.00	4.50%	0.53%	1	100.00	100.00%
4/30/2008	$905.00	3.02%	0.36%	3	6.10	66.67%
4/29/2008	($825.00)	(2.75%)	(0.33%)	2	0.00	0.00%
4/28/2008	$5.00	0.02%	0.00%	3	1.06	66.67%
4/25/2008	$700.00	2.33%	0.28%	1	100.00	100.00%
4/24/2008	$462.50	1.54%	0.18%	1	100.00	100.00%
4/23/2008	($302.50)	(1.01%)	(0.12%)	1	0.00	0.00%
4/22/2008	($1,002.50)	(3.34%)	(0.40%)	4	0.25	50.00%
4/21/2008	($270.00)	(0.90%)	(0.11%)	3	0.35	33.33%
4/18/2008	$615.00	2.05%	1.03%	3	4.97	66.67%
4/17/2008	$187.50	0.63%	0.07%	1	100.00	100.00%
4/16/2008	$531.25	1.77%	0.90%	3	1.97	66.67%
4/15/2008	($31.25)	(0.10%)	(0.01%)	4	0.95	75.00%

4/14/2008	($543.75)	(1.81%)	(0.21%)	2	0.00	0.00%
4/11/2008	($183.13)	(0.61%)	(0.07%)	3	0.82	66.67%
4/10/2008	($288.75)	(0.96%)	(0.11%)	3	0.51	66.67%
4/9/2008	($436.88)	(1.46%)	(0.17%)	5	0.69	60.00%
4/8/2008	($12.50)	(0.04%)	(0.00%)	3	0.93	66.67%
4/7/2008	($378.75)	(1.26%)	(0.15%)	5	0.71	40.00%
4/4/2008	$767.50	2.56%	0.30%	4	8.14	25.00%
4/3/2008	$434.38	1.45%	0.17%	2	100.00	100.00%
4/2/2008	($199.38)	(0.66%)	(0.08%)	2	0.15	50.00%
4/1/2008	$23.13	0.08%	0.04%	2	1.02	50.00%
3/31/2008	$355.63	1.19%	0.19%	2	100.00	100.00%
3/28/2008	$468.75	1.56%	0.25%	1	100.00	100.00%
3/27/2008	($515.63)	(1.72%)	(0.27%)	1	0.00	0.00%
3/26/2008	$468.75	1.56%	0.25%	1	100.00	100.00%
3/25/2008	$453.13	1.51%	0.24%	1	100.00	100.00%
3/24/2008	($1,703.13)	(5.68%)	(0.88%)	1	0.00	0.00%
3/20/2008	($78.13)	(0.26%)	(0.04%)	1	0.00	0.00%
3/19/2008	($17.50)	(0.06%)	(0.01%)	1	0.00	0.00%
3/18/2008	$194.38	0.65%	0.33%	2	1.51	50.00%
3/17/2008	$638.75	2.13%	0.33%	1	100.00	100.00%
3/14/2008	$574.38	1.91%	0.30%	2	18.34	50.00%
3/13/2008	($296.25)	(0.99%)	(0.15%)	3	0.67	33.33%
3/12/2008	($17.50)	(0.06%)	(0.01%)	1	0.00	0.00%
3/11/2008	($380.00)	(1.27%)	(0.64%)	1	0.00	0.00%
3/10/2008	$357.50	1.19%	0.19%	1	100.00	100.00%
3/7/2008	$449.38	1.50%	0.24%	2	100.00	100.00%
3/6/2008	$593.75	1.98%	0.31%	1	100.00	100.00%
3/5/2008	($312.50)	(1.04%)	(0.16%)	1	0.00	0.00%
3/4/2008	($390.63)	(1.30%)	(0.20%)	1	0.00	0.00%
3/3/2008	($343.75)	(1.15%)	(0.18%)	1	0.00	0.00%
2/29/2008	$1,430.00	4.77%	0.57%	3	3.65	66.67%
2/28/2008	$701.25	2.34%	0.28%	3	1.83	66.67%
2/27/2008	$98.13	0.33%	0.04%	3	3.09	66.67%
2/26/2008	$503.75	1.68%	0.20%	2	100.00	100.00%
2/25/2008	($915.00)	(3.05%)	(0.36%)	2	0.00	0.00%
2/22/2008	$326.25	1.09%	0.13%	3	3.09	66.67%
2/21/2008	$1,620.00	5.40%	0.65%	3	100.00	100.00%
2/20/2008	$356.25	1.19%	0.14%	2	100.00	100.00%
2/19/2008	($2,852.50)	(9.51%)	(4.59%)	5	0.09	20.00%
2/18/2008	$430.00	1.43%	0.70%	4	1.76	75.00%
2/15/2008	$328.13	1.09%	0.13%	3	100.00	100.00%
2/14/2008	($673.75)	(2.25%)	(0.27%)	3	0.00	0.00%
2/13/2008	($312.50)	(1.04%)	(0.16%)	1	0.00	0.00%
2/12/2008	($683.75)	(2.28%)	(1.10%)	3	0.28	33.33%
2/11/2008	$420.00	1.40%	0.22%	1	100.00	100.00%
2/8/2008	$937.50	3.13%	0.49%	1	100.00	100.00%
2/7/2008	($1,203.13)	(4.01%)	(0.63%)	1	0.00	0.00%
2/6/2008	($93.75)	(0.31%)	(0.05%)	1	0.00	0.00%
2/5/2008	$1,010.00	3.37%	0.53%	3	58.71	66.67%
2/4/2008	$123.13	0.41%	0.06%	1	100.00	100.00%
2/1/2008	$170.00	0.57%	0.09%	1	100.00	100.00%
1/31/2008	$546.88	1.82%	0.29%	1	100.00	100.00%
1/30/2008	$234.38	0.78%	0.12%	1	100.00	100.00%
1/29/2008	($811.25)	(2.70%)	(0.45%)	2	0.00	0.00%
1/28/2008	($156.25)	(0.52%)	(0.08%)	1	0.00	0.00%
1/25/2008	($397.50)	(1.33%)	(0.63%)	2	0.00	0.00%
1/22/2008	$1,091.88	3.64%	0.58%	1	100.00	100.00%
1/18/2008	$78.13	0.26%	0.04%	1	100.00	100.00%
1/17/2008	$543.13	1.81%	0.29%	2	32.04	50.00%
1/16/2008	$27.50	0.09%	0.01%	2	1.34	50.00%
1/15/2008	$750.00	2.50%	0.40%	1	100.00	100.00%

1/14/2008	($15.63)	(0.05%)	(0.01%)	1	0.00	0.00%
1/11/2008	$796.88	2.66%	0.43%	1	100.00	100.00%
1/10/2008	($375.00)	(1.25%)	(0.20%)	1	0.00	0.00%
1/9/2008	($421.88)	(1.41%)	(0.23%)	1	0.00	0.00%
1/8/2008	$437.50	1.46%	0.23%	1	100.00	100.00%
1/7/2008	$296.88	0.99%	0.16%	1	100.00	100.00%
1/4/2008	$527.50	1.76%	0.28%	2	31.14	50.00%
1/3/2008	$125.00	0.42%	0.07%	1	100.00	100.00%
1/2/2008	$859.38	2.86%	0.46%	1	100.00	100.00%
12/31/2007	($296.25)	(0.99%)	(0.12%)	2	0.58	50.00%
12/28/2007	$966.88	3.22%	0.39%	3	6.45	66.67%
12/27/2007	($101.88)	(0.34%)	(0.04%)	3	0.89	66.67%
12/26/2007	($230.00)	(0.77%)	(0.37%)	6	0.67	66.67%
12/24/2007	($633.13)	(2.11%)	(1.00%)	3	0.10	33.33%
12/21/2007	$198.75	0.66%	0.31%	4	1.55	75.00%
12/20/2007	$1,980.00	6.60%	0.80%	5	100.00	100.00%
12/19/2007	$475.00	1.58%	0.19%	4	2.84	25.00%
12/18/2007	$825.00	2.75%	0.33%	2	100.00	100.00%
12/17/2007	($385.63)	(1.29%)	(0.16%)	4	0.64	25.00%
12/14/2007	($1,343.13)	(4.48%)	(0.54%)	3	0.00	0.00%
12/13/2007	($953.13)	(3.18%)	(0.38%)	2	0.00	0.00%
12/12/2007	($90.63)	(0.30%)	(0.04%)	2	0.90	50.00%
12/11/2007	$1,308.13	4.36%	0.53%	4	7.46	75.00%
12/10/2007	$103.75	0.35%	0.04%	6	1.11	66.67%
12/7/2007	($778.13)	(2.59%)	(0.31%)	3	0.00	0.00%
12/6/2007	($608.13)	(2.03%)	(0.24%)	3	0.00	0.00%
12/5/2007	$4.38	0.01%	0.01%	2	1.01	50.00%
12/4/2007	($218.75)	(0.73%)	(0.12%)	1	0.00	0.00%
12/3/2007	$402.50	1.34%	0.22%	2	100.00	100.00%
11/30/2007	$336.88	1.12%	0.53%	3	1.89	66.67%
11/29/2007	$949.38	3.16%	0.52%	2	100.00	100.00%
11/28/2007	$651.25	2.17%	1.04%	2	2.23	50.00%
11/27/2007	$123.13	0.41%	0.07%	1	100.00	100.00%
11/21/2007	$685.63	2.29%	0.37%	1	100.00	100.00%
11/20/2007	($203.13)	(0.68%)	(0.11%)	1	0.00	0.00%
11/19/2007	$449.38	1.50%	0.25%	2	6.62	50.00%
11/16/2007	($17.50)	(0.06%)	(0.01%)	1	0.00	0.00%
11/15/2007	$701.25	2.34%	0.39%	1	100.00	100.00%
11/14/2007	$109.38	0.36%	0.06%	1	100.00	100.00%
11/13/2007	($375.00)	(1.25%)	(0.21%)	1	0.00	0.00%
11/9/2007	$421.88	1.41%	0.23%	1	100.00	100.00%
11/8/2007	$277.50	0.93%	0.15%	2	100.00	100.00%
11/7/2007	$546.88	1.82%	0.30%	1	100.00	100.00%
11/6/2007	($234.38)	(0.78%)	(0.13%)	1	0.00	0.00%
11/5/2007	($109.38)	(0.36%)	(0.06%)	1	0.00	0.00%
11/2/2007	$218.75	0.73%	0.12%	1	100.00	100.00%
11/1/2007	$1,673.13	5.58%	0.93%	2	100.00	100.00%
10/31/2007	($687.50)	(2.29%)	(0.38%)	1	0.00	0.00%
10/30/2007	$263.75	0.88%	0.15%	2	100.00	100.00%
10/29/2007	($270.63)	(0.90%)	(0.43%)	2	0.29	50.00%
10/26/2007	($142.50)	(0.48%)	(0.08%)	1	0.00	0.00%
10/24/2007	$298.75	1.00%	0.12%	2	4.32	50.00%
10/23/2007	$375.00	1.25%	0.15%	2	100.00	100.00%
10/22/2007	$259.38	0.86%	0.10%	2	1.98	50.00%
10/19/2007	($615.00)	(2.05%)	(0.25%)	4	0.41	25.00%
10/18/2007	$34.38	0.11%	0.01%	2	1.11	50.00%
10/17/2007	$690.63	2.30%	0.28%	2	56.25	50.00%
10/16/2007	($236.25)	(0.79%)	(0.10%)	3	0.68	66.67%
10/15/2007	($631.25)	(2.10%)	(0.25%)	2	0.13	50.00%
10/12/2007	$156.25	0.52%	0.06%	2	1.45	50.00%

10/11/2007	$980.00	3.27%	0.40%	4	100.00	100.00%
10/10/2007	($303.13)	(1.01%)	(0.12%)	3	0.13	33.33%
10/9/2007	$740.63	2.47%	1.20%	5	5.31	80.00%
10/8/2007	($350.00)	(1.17%)	(0.14%)	2	0.00	0.00%
10/5/2007	$775.00	2.58%	1.27%	5	1.89	80.00%
10/4/2007	$401.25	1.34%	0.16%	4	7.17	75.00%
10/3/2007	($371.25)	(1.24%)	(0.15%)	3	0.16	33.33%
10/2/2007	$156.25	0.52%	0.06%	2	3.50	50.00%
10/1/2007	$639.38	2.13%	0.26%	4	7.24	75.00%
9/28/2007	($465.63)	(1.55%)	(0.19%)	3	0.00	0.00%
9/27/2007	$891.25	2.97%	0.36%	6	8.59	83.33%
9/26/2007	$346.88	1.16%	0.57%	5	4.75	60.00%
9/25/2007	$75.00	0.25%	0.03%	2	2.50	50.00%
9/24/2007	$726.88	2.42%	0.29%	4	10.30	75.00%
9/21/2007	$1,090.00	3.63%	0.44%	5	3.53	60.00%
9/20/2007	($1,623.13)	(5.41%)	(0.66%)	4	0.00	0.00%
9/19/2007	$307.50	1.03%	0.12%	2	18.57	50.00%
9/18/2007	$3,185.63	10.62%	5.53%	5	100.00	100.00%
9/17/2007	($767.50)	(2.56%)	(0.31%)	3	0.00	0.00%
9/14/2007	$510.63	1.70%	0.21%	3	100.00	100.00%
9/13/2007	($85.63)	(0.29%)	(0.03%)	4	0.79	50.00%
9/12/2007	$20.00	0.07%	0.01%	3	1.11	66.67%
9/11/2007	($14.38)	(0.05%)	(0.01%)	3	0.97	66.67%
9/10/2007	$291.88	0.97%	0.12%	3	2.91	66.67%
9/7/2007	($1,039.38)	(3.46%)	(0.42%)	5	0.38	40.00%
9/6/2007	($356.25)	(1.19%)	(0.14%)	4	0.37	25.00%
9/5/2007	($40.00)	(0.13%)	(0.02%)	1	0.00	0.00%
8/30/2007	$482.50	1.61%	0.27%	1	100.00	100.00%
8/29/2007	($390.63)	(1.30%)	(0.22%)	1	0.00	0.00%
8/28/2007	($349.38)	(1.16%)	(0.14%)	4	0.58	50.00%
8/27/2007	($1,031.25)	(3.44%)	(0.41%)	3	0.25	33.33%
8/24/2007	$104.38	0.35%	0.04%	3	100.00	100.00%
8/23/2007	$46.88	0.16%	0.03%	1	100.00	100.00%
8/22/2007	($801.88)	(2.67%)	(1.37%)	2	0.00	0.00%
8/21/2007	$187.50	0.63%	0.10%	1	100.00	100.00%
8/20/2007	$343.75	1.15%	0.19%	1	100.00	100.00%
8/17/2007	$558.75	1.86%	0.31%	2	6.02	50.00%
8/10/2007	$482.50	1.61%	0.27%	1	100.00	100.00%
8/9/2007	$636.88	2.12%	0.36%	2	100.00	100.00%
8/8/2007	($718.75)	(2.40%)	(0.40%)	1	0.00	0.00%
8/7/2007	($140.63)	(0.47%)	(0.08%)	1	0.00	0.00%
8/6/2007	($205.00)	(0.68%)	(0.11%)	1	0.00	0.00%
8/3/2007	$482.50	1.61%	0.27%	1	100.00	100.00%
8/2/2007	$125.00	0.42%	0.07%	1	100.00	100.00%
8/1/2007	($343.75)	(1.15%)	(0.19%)	1	0.00	0.00%
7/31/2007	($17.50)	(0.06%)	(0.01%)	1	0.00	0.00%
7/26/2007	($870.00)	(2.90%)	(0.35%)	2	0.25	50.00%
7/25/2007	$109.38	0.36%	0.04%	2	100.00	100.00%
7/24/2007	($1,032.50)	(3.44%)	(0.41%)	4	0.34	50.00%
7/23/2007	$123.75	0.41%	0.05%	4	1.55	25.00%
7/20/2007	($591.25)	(1.97%)	(0.23%)	6	0.50	50.00%
7/19/2007	($96.25)	(0.32%)	(0.16%)	6	0.86	50.00%
7/18/2007	($735.00)	(2.45%)	(0.29%)	5	0.28	60.00%
7/17/2007	($439.38)	(1.46%)	(0.17%)	4	0.27	25.00%
7/16/2007	$391.25	1.30%	0.15%	3	16.65	66.67%
7/13/2007	($86.88)	(0.29%)	(0.03%)	2	0.62	50.00%
7/12/2007	$560.63	1.87%	0.97%	2	2.89	50.00%
7/11/2007	$232.50	0.78%	0.09%	3	1.62	66.67%
7/10/2007	($310.63)	(1.04%)	(0.12%)	4	0.72	25.00%
7/9/2007	$439.38	1.46%	0.17%	4	11.98	75.00%
7/6/2007	$515.00	1.72%	0.20%	5	3.06	80.00%

7/5/2007	($1,573.13)	(5.24%)	(2.64%)	4	0.00	0.00%
7/4/2007	$137.50	0.46%	0.23%	2	100.00	50.00%
7/3/2007	$5.00	0.02%	0.01%	2	1.29	50.00%
6/22/2007	($1,705.00)	(5.68%)	(0.67%)	2	0.00	0.00%
6/21/2007	$305.00	1.02%	0.12%	3	6.55	33.33%
6/20/2007	($1,150.00)	(3.83%)	(0.45%)	4	0.37	25.00%
6/19/2007	$615.00	2.05%	0.24%	4	247.00	75.00%
6/18/2007	($267.50)	(0.89%)	(0.11%)	2	0.00	0.00%
6/15/2007	$392.50	1.31%	0.67%	2	3.75	50.00%
6/14/2007	$475.00	1.58%	0.19%	1	100.00	100.00%
6/13/2007	$1,200.00	4.00%	0.48%	1	100.00	100.00%
6/12/2007	($1,012.50)	(3.38%)	(0.40%)	1	0.00	0.00%
6/11/2007	$137.50	0.46%	0.05%	1	100.00	100.00%
6/8/2007	$925.00	3.08%	0.37%	1	100.00	100.00%
6/7/2007	($880.00)	(2.93%)	(0.35%)	2	0.00	0.00%
6/6/2007	($1,182.50)	(3.94%)	(0.47%)	3	0.00	0.00%
6/5/2007	($923.75)	(3.08%)	(0.36%)	3	0.00	0.00%
6/4/2007	($95.00)	(0.32%)	(0.04%)	4	0.71	50.00%
6/1/2007	($275.63)	(0.92%)	(0.46%)	4	0.47	50.00%
5/31/2007	($156.25)	(0.52%)	(0.06%)	2	0.00	0.00%
5/30/2007	$458.13	1.53%	0.18%	4	100.00	100.00%
5/29/2007	$227.50	0.76%	0.39%	7	2.21	85.71%
5/28/2007	$50.00	0.17%	0.02%	2	100.00	50.00%
5/25/2007	$187.50	0.63%	0.07%	2	2.50	50.00%
5/24/2007	$573.75	1.91%	0.23%	4	100.00	100.00%
5/23/2007	$433.75	1.45%	0.17%	5	2.84	40.00%
5/22/2007	($97.50)	(0.33%)	(0.04%)	5	0.85	40.00%
5/21/2007	$49.38	0.16%	0.02%	5	1.24	60.00%
5/18/2007	$486.88	1.62%	0.19%	5	2.48	80.00%
5/17/2007	($541.88)	(1.81%)	(0.21%)	4	0.06	25.00%
5/16/2007	$450.00	1.50%	0.18%	2	8.20	50.00%
5/15/2007	($84.38)	(0.28%)	(0.03%)	2	0.00	0.00%
5/14/2007	($396.88)	(1.32%)	(0.16%)	2	0.00	0.00%
5/11/2007	$468.75	1.56%	0.19%	2	3.14	50.00%
5/10/2007	($1,204.38)	(4.01%)	(0.47%)	4	0.16	50.00%
5/9/2007	$335.00	1.12%	0.13%	5	1.96	40.00%
5/8/2007	($126.88)	(0.42%)	(0.05%)	3	0.49	33.33%
5/7/2007	($122.50)	(0.41%)	(0.21%)	4	0.34	25.00%
5/4/2007	$1,092.50	3.64%	1.88%	6	100.00	100.00%
5/3/2007	($54.38)	(0.18%)	(0.02%)	4	0.77	50.00%
5/2/2007	$393.75	1.31%	0.16%	2	13.60	50.00%
5/1/2007	($566.88)	(1.89%)	(0.22%)	4	0.06	25.00%
4/30/2007	($946.88)	(3.16%)	(0.37%)	3	0.32	33.33%
4/27/2007	$188.13	0.63%	0.07%	3	100.00	100.00%
4/26/2007	($365.63)	(1.22%)	(0.14%)	2	0.00	0.00%
4/25/2007	$336.25	1.12%	0.13%	4	2.54	75.00%
4/24/2007	($37.50)	(0.13%)	(0.01%)	3	0.83	33.33%
4/23/2007	($53.13)	(0.18%)	(0.02%)	3	0.76	33.33%
4/20/2007	$1,244.38	4.15%	2.19%	6	80.64	83.33%
4/19/2007	$53.13	0.18%	0.02%	3	2.13	66.67%
4/18/2007	$468.75	1.56%	0.18%	3	100.00	100.00%
4/17/2007	$625.00	2.08%	0.25%	3	100.00	100.00%
4/16/2007	$1,666.88	5.56%	3.02%	4	100.00	100.00%
4/13/2007	$437.50	1.46%	0.17%	3	3.33	66.67%
4/12/2007	$609.38	2.03%	0.24%	3	40.00	66.67%
4/11/2007	($809.38)	(2.70%)	(0.32%)	3	0.00	0.00%
4/10/2007	$306.25	1.02%	0.12%	3	100.00	100.00%
4/9/2007	$399.38	1.33%	0.16%	5	6.92	60.00%
4/6/2007	($546.88)	(1.82%)	(0.30%)	3	0.00	0.00%
4/5/2007	$52.50	0.18%	0.02%	5	1.20	40.00%

4/4/2007	$155.63	0.52%	0.06%	5	32.13	60.00%
4/3/2007	$1,395.00	4.65%	2.59%	4	8.44	75.00%
4/2/2007	$256.25	0.85%	0.10%	3	100.00	100.00%
3/30/2007	$283.13	0.94%	0.11%	4	100.00	100.00%
3/29/2007	($126.88)	(0.42%)	(0.05%)	3	0.54	33.33%
3/28/2007	($55.63)	(0.19%)	(0.02%)	2	0.29	50.00%
3/27/2007	($1,517.50)	(5.06%)	(0.60%)	3	0.00	0.00%
3/26/2007	($31.25)	(0.10%)	(0.01%)	3	0.75	33.33%
3/23/2007	($320.63)	(1.07%)	(0.13%)	3	0.00	0.00%
3/22/2007	($312.50)	(1.04%)	(0.17%)	1	0.00	0.00%
3/21/2007	$156.25	0.52%	0.09%	1	100.00	100.00%
3/20/2007	$109.38	0.36%	0.06%	1	100.00	100.00%
3/19/2007	$148.13	0.49%	0.28%	2	1.86	50.00%
3/16/2007	($46.88)	(0.16%)	(0.03%)	1	0.00	0.00%
3/15/2007	($1.88)	(0.01%)	(0.00%)	1	0.00	0.00%
3/14/2007	$91.88	0.31%	0.05%	1	100.00	100.00%
3/13/2007	$531.25	1.77%	0.30%	1	100.00	100.00%
3/12/2007	$265.63	0.89%	0.15%	1	100.00	100.00%
3/9/2007	($562.50)	(1.88%)	(0.31%)	1	0.00	0.00%
3/8/2007	($125.00)	(0.42%)	(0.07%)	1	0.00	0.00%
3/7/2007	$281.25	0.94%	0.16%	1	100.00	100.00%
3/6/2007	($234.38)	(0.78%)	(0.13%)	1	0.00	0.00%
3/5/2007	$121.25	0.40%	0.07%	2	65.67	50.00%
3/2/2007	$375.00	1.25%	0.21%	1	100.00	100.00%
3/1/2007	($1,407.50)	(4.69%)	(0.55%)	3	0.08	33.33%
2/28/2007	$623.13	2.08%	0.24%	2	5.91	50.00%
2/27/2007	($1,521.88)	(5.07%)	(0.59%)	4	0.25	25.00%
2/26/2007	($248.75)	(0.83%)	(0.46%)	4	0.53	25.00%
2/23/2007	($109.38)	(0.36%)	(0.04%)	3	0.78	33.33%
2/22/2007	($795.63)	(2.65%)	(1.46%)	4	0.00	0.00%
2/21/2007	($178.13)	(0.59%)	(0.07%)	3	0.00	0.00%
2/20/2007	$190.00	0.63%	0.07%	5	2.23	60.00%
2/19/2007	$50.00	0.17%	0.02%	3	100.00	66.67%
2/16/2007	($7.50)	(0.03%)	(0.00%)	4	0.95	50.00%
2/15/2007	$196.88	0.66%	0.08%	2	100.00	100.00%
2/14/2007	$802.50	2.68%	1.49%	3	46.86	66.67%
2/13/2007	$845.00	2.82%	1.59%	2	100.00	100.00%
2/12/2007	($305.00)	(1.02%)	(0.12%)	2	0.10	50.00%
2/9/2007	($1,732.50)	(5.78%)	(3.16%)	3	0.00	0.00%
2/8/2007	($150.00)	(0.50%)	(0.06%)	2	0.00	0.00%
2/7/2007	$170.00	0.57%	0.07%	3	100.00	100.00%
2/6/2007	$75.00	0.25%	0.03%	2	100.00	100.00%
2/5/2007	$50.00	0.17%	0.02%	2	100.00	100.00%
2/2/2007	($7.50)	(0.03%)	(0.00%)	3	0.82	33.33%
2/1/2007	$450.00	1.50%	0.18%	1	100.00	100.00%
1/31/2007	($115.00)	(0.38%)	(0.04%)	1	0.00	0.00%
1/30/2007	$397.50	1.33%	0.16%	1	100.00	100.00%
1/29/2007	($75.00)	(0.25%)	(0.03%)	1	0.00	0.00%
1/26/2007	($75.00)	(0.25%)	(0.03%)	1	0.00	0.00%
1/25/2007	($1,017.50)	(3.39%)	(0.40%)	2	0.00	0.00%
1/24/2007	$630.00	2.10%	0.25%	3	100.00	100.00%
1/23/2007	$400.00	1.33%	0.16%	2	100.00	100.00%
1/22/2007	($550.00)	(1.83%)	(0.21%)	2	0.00	0.00%
1/19/2007	$525.00	1.75%	0.20%	2	100.00	100.00%
1/18/2007	($650.00)	(2.17%)	(0.25%)	2	0.00	0.00%
1/17/2007	$440.00	1.47%	0.17%	4	100.00	100.00%
1/16/2007	($307.50)	(1.03%)	(0.56%)	3	0.00	0.00%
1/15/2007	$60.00	0.20%	0.11%	1	100.00	100.00%
1/12/2007	($298.75)	(1.00%)	(0.17%)	1	0.00	0.00%
1/11/2007	($165.00)	(0.55%)	(0.06%)	2	0.47	50.00%
1/10/2007	$78.13	0.26%	0.03%	2	1.45	50.00%

1/9/2007	($134.38)	(0.45%)	(0.05%)	2	0.00	0.00%
1/8/2007	$306.25	1.02%	0.12%	2	10.80	50.00%
1/5/2007	($686.25)	(2.29%)	(0.27%)	3	0.22	33.33%
1/4/2007	$540.63	1.80%	0.21%	2	100.00	100.00%
1/3/2007	($1,907.50)	(6.36%)	(0.74%)	4	0.09	25.00%
1/2/2007	$1,053.13	3.51%	0.41%	3	100.00	100.00%
12/29/2006	($559.38)	(1.86%)	(0.22%)	3	0.00	0.00%
12/28/2006	($483.13)	(1.61%)	(0.19%)	3	0.00	0.00%
12/27/2006	$674.38	2.25%	1.24%	4	2.73	75.00%
12/26/2006	$950.00	3.17%	0.37%	3	100.00	100.00%
12/22/2006	($1,571.88)	(5.24%)	(0.61%)	3	0.00	0.00%
12/21/2006	($150.00)	(0.50%)	(0.06%)	3	0.71	33.33%
12/20/2006	($131.25)	(0.44%)	(0.05%)	3	0.00	0.00%
12/19/2006	$153.13	0.51%	0.06%	3	4.27	66.67%
12/18/2006	$299.38	1.00%	0.12%	5	100.00	100.00%
12/15/2006	($93.75)	(0.31%)	(0.04%)	3	0.25	33.33%
12/14/2006	$1,175.00	3.92%	0.46%	3	10.40	66.67%
12/13/2006	($30.63)	(0.10%)	(0.01%)	6	0.95	50.00%
12/12/2006	$90.63	0.30%	0.04%	3	1.52	33.33%
12/11/2006	$577.50	1.93%	0.22%	5	100.00	100.00%
12/8/2006	($188.13)	(0.63%)	(0.07%)	5	0.65	40.00%
12/7/2006	$197.50	0.66%	0.36%	6	1.51	50.00%
12/6/2006	($512.50)	(1.71%)	(0.20%)	3	0.00	0.00%
12/5/2006	$66.88	0.22%	0.03%	5	1.28	80.00%
12/4/2006	$512.50	1.71%	0.20%	1	100.00	100.00%
12/1/2006	$154.38	0.51%	0.06%	2	2.24	50.00%
11/30/2006	$475.00	1.58%	0.18%	2	100.00	100.00%
11/29/2006	$829.38	2.76%	1.56%	3	11.62	66.67%
11/28/2006	$478.13	1.59%	0.19%	2	100.00	100.00%
11/27/2006	($1,170.00)	(3.90%)	(0.45%)	4	0.10	25.00%
11/24/2006	($409.38)	(1.36%)	(0.16%)	3	0.04	33.33%
11/23/2006	($50.00)	(0.17%)	(0.02%)	3	0.00	0.00%
11/22/2006	$94.38	0.31%	0.18%	6	1.55	50.00%
11/21/2006	$331.25	1.10%	0.13%	3	100.00	100.00%
11/20/2006	$145.00	0.48%	0.06%	4	12.60	50.00%
11/17/2006	$588.13	1.96%	0.23%	3	100.00	100.00%
11/16/2006	$153.13	0.51%	0.06%	5	1.45	60.00%
11/15/2006	($10.00)	(0.03%)	(0.00%)	5	0.98	40.00%
11/14/2006	$674.38	2.25%	0.26%	5	6.19	60.00%
11/13/2006	$49.38	0.16%	0.02%	5	1.13	40.00%
11/10/2006	$287.50	0.96%	0.11%	3	100.00	100.00%
11/9/2006	($788.13)	(2.63%)	(0.31%)	5	0.16	60.00%
11/8/2006	$596.88	1.99%	0.23%	3	100.00	100.00%
11/7/2006	$636.88	2.12%	0.25%	4	14.06	75.00%
11/6/2006	$1,625.00	5.42%	0.64%	3	100.00	100.00%
11/3/2006	($1,003.75)	(3.35%)	(0.39%)	5	0.20	20.00%
11/2/2006	($353.13)	(1.18%)	(0.14%)	3	0.00	0.00%
11/1/2006	($403.75)	(1.35%)	(0.75%)	5	0.54	40.00%
10/31/2006	($172.50)	(0.58%)	(0.07%)	5	0.72	20.00%
10/30/2006	($184.38)	(0.61%)	(0.07%)	3	0.08	33.33%
10/27/2006	($478.13)	(1.59%)	(0.19%)	3	0.38	33.33%
10/26/2006	$330.63	1.10%	0.13%	5	2.30	60.00%
10/25/2006	$667.50	2.23%	0.26%	4	100.00	100.00%
10/24/2006	$234.38	0.78%	0.09%	2	100.00	100.00%
10/23/2006	$189.38	0.63%	0.07%	4	1.42	50.00%
10/20/2006	($21.88)	(0.07%)	(0.01%)	3	0.53	66.67%
10/19/2006	$28.13	0.09%	0.01%	3	1.16	66.67%
10/18/2006	($258.13)	(0.86%)	(0.48%)	4	0.32	75.00%
10/17/2006	($296.88)	(0.99%)	(0.12%)	3	0.21	33.33%
10/16/2006	$165.00	0.55%	0.06%	5	1.72	60.00%

10/13/2006	$154.38	0.51%	0.06%	4	1.76	75.00%
10/12/2006	$1,152.50	3.84%	0.46%	5	21.95	60.00%
10/11/2006	($224.38)	(0.75%)	(0.09%)	3	0.09	33.33%
10/10/2006	($336.25)	(1.12%)	(0.13%)	3	0.30	33.33%
10/9/2006	$37.50	0.13%	0.01%	2	100.00	50.00%
10/6/2006	($765.63)	(2.55%)	(0.30%)	2	0.00	0.00%
10/5/2006	($190.63)	(0.64%)	(0.07%)	2	0.42	50.00%
10/4/2006	$1,326.25	4.42%	0.52%	5	30.47	60.00%
10/3/2006	$287.50	0.96%	0.11%	3	5.60	66.67%
10/2/2006	($387.50)	(1.29%)	(0.15%)	3	0.33	33.33%
9/29/2006	($321.88)	(1.07%)	(0.13%)	3	0.00	0.00%
9/28/2006	($247.50)	(0.83%)	(0.10%)	5	0.07	40.00%
9/27/2006	$148.13	0.49%	0.06%	3	80.00	66.67%
9/26/2006	$1,000.00	3.33%	0.40%	2	100.00	100.00%
9/25/2006	$946.25	3.15%	1.79%	4	3.49	75.00%
9/22/2006	($295.63)	(0.99%)	(0.12%)	3	0.34	33.33%
9/21/2006	($58.13)	(0.19%)	(0.02%)	3	0.91	33.33%
9/20/2006	$488.13	1.63%	0.93%	6	28.89	66.67%
9/19/2006	$281.25	0.94%	0.11%	3	2.13	33.33%
9/18/2006	$427.50	1.43%	0.17%	5	4.42	80.00%
9/15/2006	$519.38	1.73%	1.00%	6	5.13	33.33%
9/14/2006	($182.50)	(0.61%)	(0.07%)	4	0.40	50.00%
9/13/2006	$334.38	1.11%	0.13%	2	100.00	100.00%
9/12/2006	$812.50	2.71%	0.32%	2	100.00	100.00%
9/11/2006	($508.13)	(1.69%)	(0.20%)	3	0.09	33.33%
9/8/2006	$188.75	0.63%	0.07%	3	7.86	66.67%
9/7/2006	($529.38)	(1.76%)	(0.21%)	4	0.19	50.00%
9/6/2006	($1,253.13)	(4.18%)	(0.49%)	3	0.00	0.00%
9/5/2006	($376.25)	(1.25%)	(0.72%)	4	0.16	50.00%
9/4/2006	$367.50	1.23%	0.71%	4	100.00	75.00%
9/1/2006	$510.00	1.70%	0.99%	6	100.00	83.33%
8/31/2006	$178.13	0.59%	0.07%	3	8.13	33.33%
8/30/2006	$293.75	0.98%	0.12%	3	100.00	100.00%
8/29/2006	$106.25	0.35%	0.04%	3	100.00	100.00%
8/28/2006	$540.63	1.80%	0.21%	3	5.94	66.67%
8/25/2006	$193.75	0.65%	0.08%	3	100.00	100.00%
8/24/2006	($18.75)	(0.06%)	(0.01%)	3	0.63	33.33%
8/23/2006	($261.25)	(0.87%)	(0.10%)	3	0.35	33.33%
8/22/2006	($75.00)	(0.25%)	(0.03%)	2	0.00	0.00%
8/21/2006	($525.00)	(1.75%)	(0.21%)	2	0.00	0.00%
8/18/2006	$565.00	1.88%	0.22%	4	100.00	100.00%
8/17/2006	($6.25)	(0.02%)	(0.00%)	4	0.96	25.00%
8/16/2006	$691.88	2.31%	0.27%	3	3.18	66.67%
8/15/2006	$1,395.63	4.65%	0.56%	4	19.01	75.00%
8/14/2006	$331.88	1.11%	0.65%	6	1.74	66.67%
8/11/2006	($396.25)	(1.32%)	(0.16%)	3	0.11	33.33%
8/10/2006	($301.88)	(1.01%)	(0.12%)	3	0.00	0.00%
8/9/2006	($471.88)	(1.57%)	(0.19%)	2	0.00	0.00%
8/8/2006	$36.25	0.12%	0.01%	3	1.21	66.67%
8/7/2006	($77.50)	(0.26%)	(0.03%)	2	0.56	50.00%
8/4/2006	$935.63	3.12%	1.87%	5	3.11	60.00%
8/3/2006	$399.38	1.33%	0.16%	5	26.56	80.00%
8/2/2006	$224.38	0.75%	0.45%	4	100.00	100.00%
8/1/2006	($11.25)	(0.04%)	(0.01%)	2	0.74	50.00%
7/31/2006	$138.75	0.46%	0.08%	1	100.00	100.00%
7/28/2006	$373.13	1.24%	0.21%	1	100.00	100.00%
7/27/2006	$281.88	0.94%	0.11%	2	19.04	50.00%
7/26/2006	$337.50	1.13%	0.13%	2	100.00	100.00%
7/25/2006	($340.00)	(1.13%)	(0.14%)	2	0.00	0.00%
7/24/2006	$1,249.38	4.16%	2.57%	4	80.96	75.00%
7/21/2006	($376.88)	(1.26%)	(0.15%)	3	0.00	0.00%

7/20/2006	$187.50	0.63%	0.10%	1	100.00	100.00%
7/19/2006	$1,263.75	4.21%	2.67%	2	100.00	100.00%
7/18/2006	($852.50)	(2.84%)	(0.34%)	2	0.00	0.00%
7/17/2006	($75.00)	(0.25%)	(0.03%)	2	0.00	0.00%
7/14/2006	($221.88)	(0.74%)	(0.09%)	2	0.07	50.00%
7/13/2006	$330.63	1.10%	0.13%	4	1.61	50.00%
7/12/2006	($703.13)	(2.34%)	(0.28%)	2	0.00	0.00%
7/11/2006	$589.38	1.96%	0.23%	4	100.00	100.00%
7/10/2006	$111.25	0.37%	0.04%	4	3.62	50.00%
7/7/2006	($879.38)	(2.93%)	(0.35%)	4	0.30	50.00%
7/6/2006	$665.63	2.22%	0.26%	3	100.00	100.00%
7/5/2006	($1,365.63)	(4.55%)	(0.54%)	3	0.00	0.00%
7/4/2006	$50.00	0.17%	0.02%	3	100.00	66.67%
7/3/2006	($183.13)	(0.61%)	(0.07%)	3	0.00	0.00%
6/30/2006	$390.63	1.30%	0.22%	1	100.00	100.00%
6/29/2006	$1,326.25	4.42%	2.88%	2	100.00	100.00%
6/28/2006	($265.63)	(0.89%)	(0.15%)	1	0.00	0.00%
6/27/2006	$218.75	0.73%	0.12%	1	100.00	100.00%
6/26/2006	($15.63)	(0.05%)	(0.01%)	1	0.00	0.00%
6/23/2006	($125.00)	(0.42%)	(0.07%)	1	0.00	0.00%
6/22/2006	($359.38)	(1.20%)	(0.20%)	1	0.00	0.00%
6/21/2006	($31.25)	(0.10%)	(0.02%)	1	0.00	0.00%
6/20/2006	($109.38)	(0.36%)	(0.06%)	1	0.00	0.00%
6/19/2006	($78.13)	(0.26%)	(0.04%)	1	0.00	0.00%
6/16/2006	($171.88)	(0.57%)	(0.10%)	1	0.00	0.00%
6/15/2006	$704.38	2.35%	1.55%	2	3.65	50.00%
6/14/2006	($687.50)	(2.29%)	(0.38%)	1	0.00	0.00%
6/13/2006	$109.38	0.36%	0.06%	1	100.00	100.00%
6/12/2006	($15.63)	(0.05%)	(0.01%)	1	0.00	0.00%
6/9/2006	$107.50	0.36%	0.06%	1	100.00	100.00%
6/8/2006	$482.50	1.61%	0.27%	1	100.00	100.00%
6/7/2006	($109.38)	(0.36%)	(0.06%)	1	0.00	0.00%
6/6/2006	$62.50	0.21%	0.03%	1	100.00	100.00%
6/5/2006	$574.38	1.91%	0.32%	2	4.63	50.00%
6/2/2006	$513.75	1.71%	0.29%	1	100.00	100.00%
6/1/2006	$156.25	0.52%	0.09%	1	100.00	100.00%
5/31/2006	($500.00)	(1.67%)	(0.28%)	1	0.00	0.00%
5/30/2006	$557.50	1.86%	0.31%	2	9.92	50.00%
5/26/2006	$260.63	0.87%	0.58%	2	100.00	100.00%
5/25/2006	$48.13	0.16%	0.11%	2	1.21	50.00%
5/24/2006	($81.88)	(0.27%)	(0.05%)	2	0.57	50.00%
5/23/2006	$248.13	0.83%	0.14%	1	100.00	100.00%
5/15/2006	($265.00)	(0.88%)	(0.10%)	1	0.00	0.00%
5/12/2006	($850.00)	(2.83%)	(0.33%)	1	0.00	0.00%
5/11/2006	($1,345.00)	(4.48%)	(0.52%)	3	0.06	33.33%
5/10/2006	($175.00)	(0.58%)	(0.07%)	2	0.00	0.00%
5/9/2006	$225.00	0.75%	0.09%	2	100.00	100.00%
5/8/2006	($150.00)	(0.50%)	(0.06%)	2	0.00	0.00%
5/5/2006	$672.50	2.24%	1.51%	5	3.92	60.00%
5/4/2006	$410.00	1.37%	0.93%	5	6.66	40.00%
5/3/2006	($650.00)	(2.17%)	(0.25%)	2	0.00	0.00%
5/2/2006	$900.00	3.00%	0.35%	2	100.00	100.00%
5/1/2006	($897.50)	(2.99%)	(2.00%)	4	0.01	25.00%
4/28/2006	$500.00	1.67%	0.20%	2	100.00	100.00%
4/27/2006	$330.00	1.10%	0.13%	3	2.61	33.33%
4/26/2006	$42.50	0.14%	0.09%	3	1.36	66.67%
4/25/2006	($265.00)	(0.88%)	(0.10%)	2	0.21	50.00%
4/24/2006	($75.00)	(0.25%)	(0.03%)	1	0.00	0.00%
4/21/2006	$405.00	1.35%	0.16%	3	28.00	66.67%
4/20/2006	$95.00	0.32%	0.04%	2	100.00	100.00%

4/11/2006	$60.00	0.20%	0.02%	1	100.00	100.00%
4/10/2006	$112.50	0.38%	0.04%	1	100.00	100.00%
4/7/2006	$330.00	1.10%	0.13%	3	133.00	66.67%
4/6/2006	($132.50)	(0.44%)	(0.05%)	3	0.07	33.33%
4/5/2006	$225.00	0.75%	0.09%	1	100.00	100.00%
4/4/2006	$425.00	1.42%	0.17%	1	100.00	100.00%
4/3/2006	($62.50)	(0.21%)	(0.02%)	1	0.00	0.00%
3/31/2006	($12.50)	(0.04%)	(0.00%)	1	0.00	0.00%
3/30/2006	$517.50	1.73%	0.20%	3	6.05	66.67%
3/29/2006	$800.00	2.67%	0.32%	2	100.00	100.00%
3/28/2006	($875.00)	(2.92%)	(0.34%)	2	0.00	0.00%
3/27/2006	($225.00)	(0.75%)	(0.09%)	2	0.00	0.00%
3/24/2006	$365.00	1.22%	0.14%	4	100.00	100.00%
3/23/2006	($95.00)	(0.32%)	(0.04%)	3	0.00	0.00%
3/22/2006	$325.00	1.08%	0.13%	1	100.00	100.00%
3/21/2006	$580.00	1.93%	0.23%	3	100.00	100.00%
3/20/2006	($225.00)	(0.75%)	(0.09%)	2	0.00	0.00%
3/17/2006	$150.00	0.50%	0.06%	2	100.00	100.00%
3/16/2006	$265.00	0.88%	0.10%	4	3.04	50.00%
3/15/2006	$400.00	1.33%	0.16%	2	100.00	100.00%
3/14/2006	$315.00	1.05%	0.12%	4	100.00	100.00%
3/13/2006	$190.00	0.63%	0.08%	4	100.00	100.00%
3/10/2006	$1,125.00	3.75%	0.45%	2	100.00	100.00%
3/9/2006	$102.50	0.34%	0.04%	4	1.50	50.00%
3/8/2006	$122.50	0.41%	0.05%	2	9.17	50.00%
3/7/2006	($75.00)	(0.25%)	(0.03%)	1	0.00	0.00%
3/6/2006	($355.00)	(1.18%)	(0.14%)	2	0.00	0.00%
3/3/2006	($215.00)	(0.72%)	(0.09%)	2	0.31	50.00%
3/2/2006	($451.25)	(1.50%)	(0.18%)	3	0.18	66.67%
3/1/2006	$300.00	1.00%	0.12%	2	2.60	50.00%
2/28/2006	($228.13)	(0.76%)	(0.09%)	2	0.65	50.00%
2/27/2006	$88.75	0.30%	0.04%	3	1.48	33.33%
2/24/2006	$37.50	0.13%	0.01%	2	1.30	50.00%
2/23/2006	($384.38)	(1.28%)	(0.15%)	2	0.00	0.00%
2/22/2006	$1,053.13	3.51%	2.41%	5	6.93	80.00%
2/21/2006	($261.25)	(0.87%)	(0.10%)	4	0.50	25.00%
2/20/2006	$0.00	0.00%	0.00%	3	100.00	0.00%
2/17/2006	($18.75)	(0.06%)	(0.01%)	3	0.94	33.33%
2/16/2006	$204.38	0.68%	0.08%	3	100.00	100.00%
2/15/2006	$15.63	0.05%	0.01%	1	100.00	100.00%
2/14/2006	($187.50)	(0.63%)	(0.11%)	1	0.00	0.00%
2/13/2006	$125.00	0.42%	0.07%	1	100.00	100.00%
2/10/2006	($281.25)	(0.94%)	(0.16%)	1	0.00	0.00%
2/9/2006	$176.25	0.59%	0.10%	2	100.00	100.00%
2/8/2006	($140.63)	(0.47%)	(0.08%)	1	0.00	0.00%
2/7/2006	($93.75)	(0.31%)	(0.05%)	1	0.00	0.00%
2/6/2006	($109.38)	(0.36%)	(0.06%)	1	0.00	0.00%
2/3/2006	$156.25	0.52%	0.09%	1	100.00	100.00%
2/2/2006	($1,514.38)	(5.05%)	(0.60%)	3	0.01	33.33%
2/1/2006	$456.25	1.52%	0.18%	3	2.33	66.67%
1/31/2006	($918.75)	(3.06%)	(0.36%)	3	0.03	33.33%
1/30/2006	$58.75	0.20%	0.02%	5	1.34	40.00%
1/27/2006	$321.25	1.07%	0.13%	5	11.28	80.00%
1/26/2006	$196.88	0.66%	0.45%	5	1.97	80.00%
1/25/2006	($433.75)	(1.45%)	(0.17%)	2	0.27	50.00%
1/24/2006	($263.75)	(0.88%)	(0.60%)	3	0.36	33.33%
1/23/2006	$134.38	0.45%	0.05%	2	9.60	50.00%
1/20/2006	($1,155.00)	(3.85%)	(0.45%)	3	0.10	33.33%
1/19/2006	$93.75	0.31%	0.04%	2	1.33	50.00%
1/18/2006	($211.25)	(0.70%)	(0.08%)	3	0.00	0.00%
1/17/2006	($1,130.63)	(3.77%)	(0.44%)	3	0.09	33.33%

1/16/2006	$225.00	0.75%	0.09%	3	100.00	66.67%
1/13/2006	$300.00	1.00%	0.12%	3	5.00	33.33%
1/12/2006	($240.63)	(0.80%)	(0.09%)	3	0.60	33.33%
1/11/2006	$58.75	0.20%	0.02%	5	1.24	40.00%
1/10/2006	($366.88)	(1.22%)	(0.14%)	4	0.13	75.00%
1/9/2006	$131.25	0.44%	0.05%	2	100.00	100.00%
1/6/2006	$1,183.75	3.95%	2.77%	6	19.39	83.33%
1/5/2006	$176.25	0.59%	0.07%	3	6.64	66.67%
1/4/2006	$109.38	0.36%	0.06%	1	100.00	100.00%
1/3/2006	$265.63	0.89%	0.15%	1	100.00	100.00%
12/30/2005	($203.13)	(0.68%)	(0.11%)	1	0.00	0.00%
12/29/2005	($586.25)	(1.95%)	(0.23%)	3	0.05	33.33%
12/28/2005	$157.50	0.53%	0.06%	3	10.00	66.67%
12/27/2005	($1,680.00)	(5.60%)	(3.79%)	3	0.00	0.00%
12/23/2005	$470.00	1.57%	0.18%	3	100.00	100.00%
12/22/2005	$996.88	3.32%	0.39%	3	100.00	100.00%
12/21/2005	$28.13	0.09%	0.01%	3	1.16	66.67%
12/20/2005	($162.50)	(0.54%)	(0.06%)	3	0.13	66.67%
12/19/2005	($625.00)	(2.08%)	(0.24%)	3	0.00	0.00%
12/16/2005	$458.13	1.53%	0.18%	6	2.42	50.00%
12/15/2005	($681.88)	(2.27%)	(0.27%)	5	0.00	0.00%
12/14/2005	$1,018.75	3.40%	0.40%	3	100.00	100.00%
12/13/2005	$1,059.38	3.53%	0.42%	3	100.00	100.00%
12/12/2005	$103.13	0.34%	0.04%	3	1.60	66.67%
12/9/2005	($90.63)	(0.30%)	(0.04%)	3	0.82	66.67%
12/8/2005	$103.13	0.34%	0.04%	3	1.29	33.33%
12/7/2005	($896.88)	(2.99%)	(0.35%)	3	0.00	0.00%
12/6/2005	$809.38	2.70%	0.32%	3	100.00	100.00%
12/5/2005	($634.38)	(2.11%)	(0.25%)	3	0.00	0.00%
12/2/2005	($4.38)	(0.01%)	(0.00%)	4	0.92	50.00%
12/1/2005	$456.25	1.52%	0.18%	2	3.09	50.00%
11/30/2005	($1,041.88)	(3.47%)	(0.41%)	4	0.00	0.00%
11/29/2005	($596.88)	(1.99%)	(0.23%)	3	0.00	0.00%
11/28/2005	($725.63)	(2.42%)	(0.28%)	4	0.22	50.00%
11/25/2005	$457.50	1.53%	0.18%	3	100.00	100.00%
11/24/2005	($205.00)	(0.68%)	(0.08%)	3	0.00	0.00%
11/23/2005	$566.88	1.89%	0.22%	3	18.11	66.67%
11/22/2005	$475.00	1.58%	0.19%	2	100.00	100.00%
11/21/2005	$327.50	1.09%	0.13%	4	5.85	50.00%
11/18/2005	$440.00	1.47%	0.17%	4	9.00	50.00%
11/17/2005	$1,407.50	4.69%	3.28%	3	100.00	100.00%
11/16/2005	$175.00	0.58%	0.07%	2	100.00	100.00%
11/15/2005	$7.50	0.03%	0.00%	3	1.04	66.67%
11/14/2005	($52.50)	(0.18%)	(0.02%)	2	0.16	50.00%
11/11/2005	$195.00	0.65%	0.08%	2	100.00	100.00%
11/10/2005	$392.50	1.31%	0.15%	3	158.00	66.67%
11/9/2005	$590.00	1.97%	0.23%	4	11.73	50.00%
11/8/2005	($25.00)	(0.08%)	(0.01%)	2	0.00	0.00%
11/7/2005	$140.00	0.47%	0.06%	4	1.50	50.00%
11/4/2005	($150.00)	(0.50%)	(0.06%)	2	0.00	0.00%
11/3/2005	$360.00	1.20%	0.85%	5	4.43	80.00%
11/2/2005	$427.50	1.43%	0.17%	4	100.00	100.00%
11/1/2005	($5.00)	(0.02%)	(0.00%)	2	0.00	0.00%
10/31/2005	($117.50)	(0.39%)	(0.28%)	1	0.00	0.00%
10/19/2005	($542.50)	(1.81%)	(0.21%)	1	0.00	0.00%
10/7/2005	($361.25)	(1.20%)	(0.20%)	1	0.00	0.00%
10/6/2005	($281.25)	(0.94%)	(0.16%)	1	0.00	0.00%
10/5/2005	$156.25	0.52%	0.09%	1	100.00	100.00%
10/4/2005	$78.13	0.26%	0.04%	1	100.00	100.00%
10/3/2005	($375.00)	(1.25%)	(0.21%)	1	0.00	0.00%

9/30/2005	($250.00)	(0.83%)	(0.14%)	1	0.00	0.00%
9/29/2005	($808.13)	(2.69%)	(0.45%)	2	0.00	0.00%
9/28/2005	$235.00	0.78%	0.09%	2	100.00	100.00%
9/27/2005	$59.38	0.20%	0.02%	2	100.00	100.00%
9/26/2005	($275.00)	(0.92%)	(0.11%)	2	0.12	50.00%
9/23/2005	($512.50)	(1.71%)	(0.20%)	2	0.09	50.00%
9/22/2005	($345.63)	(1.15%)	(0.14%)	3	0.00	0.00%
9/21/2005	($68.75)	(0.23%)	(0.03%)	2	0.89	50.00%
9/20/2005	($51.88)	(0.17%)	(0.02%)	3	0.48	33.33%
9/19/2005	($15.63)	(0.05%)	(0.01%)	2	0.94	50.00%
9/16/2005	$291.88	0.97%	0.69%	3	1.75	66.67%
9/15/2005	($745.00)	(2.48%)	(0.29%)	4	0.00	0.00%
9/14/2005	($700.00)	(2.33%)	(0.27%)	3	0.00	0.00%
9/13/2005	($128.75)	(0.43%)	(0.05%)	4	0.79	50.00%
9/12/2005	($787.50)	(2.63%)	(0.31%)	3	0.00	0.00%
9/9/2005	$176.25	0.59%	0.07%	3	71.50	66.67%
9/8/2005	($15.63)	(0.05%)	(0.01%)	1	0.00	0.00%
9/7/2005	($328.13)	(1.09%)	(0.18%)	1	0.00	0.00%
9/6/2005	($375.00)	(1.25%)	(0.21%)	1	0.00	0.00%
9/2/2005	$293.13	0.98%	0.16%	2	157.33	50.00%
8/31/2005	$263.75	0.88%	0.15%	1	100.00	100.00%
8/30/2005	$500.63	1.67%	0.28%	3	5.77	66.67%
8/29/2005	$140.63	0.47%	0.08%	1	100.00	100.00%
8/26/2005	($234.38)	(0.78%)	(0.13%)	1	0.00	0.00%
8/25/2005	$31.25	0.10%	0.02%	1	100.00	100.00%
8/24/2005	$62.50	0.21%	0.03%	1	100.00	100.00%
8/23/2005	$156.25	0.52%	0.09%	1	100.00	100.00%
8/22/2005	($53.75)	(0.18%)	(0.13%)	2	0.86	50.00%
8/18/2005	($140.00)	(0.47%)	(0.05%)	1	0.00	0.00%
8/17/2005	($152.50)	(0.51%)	(0.06%)	2	0.00	0.00%
8/16/2005	($1,625.00)	(5.42%)	(0.63%)	2	0.00	0.00%
8/15/2005	$417.50	1.39%	0.16%	3	100.00	100.00%
8/12/2005	($337.50)	(1.13%)	(0.13%)	1	0.00	0.00%
8/11/2005	$187.50	0.63%	0.07%	1	100.00	100.00%
8/10/2005	($405.00)	(1.35%)	(0.94%)	2	0.00	0.00%
8/9/2005	$445.00	1.48%	1.05%	2	100.00	100.00%
8/8/2005	($137.50)	(0.46%)	(0.05%)	1	0.00	0.00%
8/5/2005	($895.00)	(2.98%)	(0.35%)	3	0.04	33.33%
8/4/2005	($975.00)	(3.25%)	(0.38%)	2	0.00	0.00%
8/3/2005	$350.00	1.17%	0.14%	2	100.00	100.00%
8/2/2005	$700.00	2.33%	0.27%	2	100.00	100.00%
8/1/2005	($175.00)	(0.58%)	(0.07%)	2	0.00	0.00%
7/29/2005	($775.00)	(2.58%)	(0.30%)	2	0.00	0.00%
7/28/2005	$477.50	1.59%	0.18%	4	100.00	100.00%
7/27/2005	$52.50	0.18%	0.02%	4	1.57	50.00%
7/26/2005	$125.00	0.42%	0.05%	2	100.00	100.00%
7/25/2005	($375.00)	(1.25%)	(0.14%)	2	0.00	0.00%
7/22/2005	$975.00	3.25%	0.38%	2	100.00	100.00%
7/21/2005	($925.00)	(3.08%)	(0.36%)	2	0.00	0.00%
7/20/2005	$875.00	2.92%	0.34%	2	100.00	100.00%
7/19/2005	($45.63)	(0.15%)	(0.02%)	3	0.52	66.67%
7/18/2005	($590.63)	(1.97%)	(0.23%)	3	0.00	0.00%
7/15/2005	$159.38	0.53%	0.06%	3	100.00	100.00%
7/14/2005	($246.25)	(0.82%)	(0.58%)	6	0.62	33.33%
7/13/2005	$147.50	0.49%	0.06%	3	3.36	66.67%
7/12/2005	($176.88)	(0.59%)	(0.07%)	3	0.45	33.33%
7/11/2005	($24.38)	(0.08%)	(0.01%)	2	0.48	50.00%
7/8/2005	($281.25)	(0.94%)	(0.16%)	1	0.00	0.00%
7/7/2005	$62.50	0.21%	0.03%	1	100.00	100.00%
7/6/2005	$234.38	0.78%	0.13%	1	100.00	100.00%
7/5/2005	$53.75	0.18%	0.02%	2	1.10	50.00%

7/4/2005	($87.50)	(0.29%)	(0.03%)	2	0.00	0.00%
7/1/2005	($768.75)	(2.56%)	(0.30%)	2	0.21	50.00%
6/30/2005	$21.88	0.07%	0.01%	2	1.06	50.00%
6/29/2005	($265.63)	(0.89%)	(0.10%)	2	0.00	0.00%
6/28/2005	($18.75)	(0.06%)	(0.01%)	2	0.96	50.00%
6/27/2005	$190.63	0.64%	0.07%	2	100.00	100.00%
6/24/2005	($159.38)	(0.53%)	(0.06%)	2	0.63	50.00%
6/23/2005	($1,776.25)	(5.92%)	(0.68%)	4	0.00	0.00%
6/22/2005	$750.00	2.50%	0.29%	3	100.00	33.33%
6/21/2005	$575.00	1.92%	0.22%	3	100.00	100.00%
6/20/2005	($259.38)	(0.86%)	(0.10%)	3	0.00	0.00%
6/17/2005	$19.38	0.06%	0.05%	6	1.04	33.33%
6/16/2005	$111.88	0.37%	0.04%	5	1.55	60.00%
6/15/2005	$112.50	0.38%	0.04%	3	2.80	66.67%
6/14/2005	$84.38	0.28%	0.03%	3	1.60	66.67%
6/13/2005	$62.50	0.21%	0.02%	3	1.20	66.67%
6/10/2005	($900.00)	(3.00%)	(0.34%)	3	0.00	0.00%
6/9/2005	$120.63	0.40%	0.05%	4	1.64	25.00%
6/8/2005	($381.25)	(1.27%)	(0.15%)	2	0.00	0.00%
6/7/2005	$306.88	1.02%	0.72%	5	1.97	80.00%
6/6/2005	$209.38	0.70%	0.08%	2	9.38	50.00%
6/3/2005	$291.25	0.97%	0.11%	4	1.84	75.00%
6/2/2005	$120.00	0.40%	0.05%	2	7.86	50.00%
6/1/2005	$967.50	3.23%	0.37%	3	36.18	66.67%
5/31/2005	($545.63)	(1.82%)	(0.21%)	3	0.43	33.33%
5/30/2005	$150.00	0.50%	0.06%	3	100.00	66.67%
5/27/2005	$359.38	1.20%	0.14%	3	100.00	100.00%
5/26/2005	$276.88	0.92%	0.11%	6	1.86	50.00%
5/25/2005	($25.00)	(0.08%)	(0.01%)	2	0.00	0.00%
5/24/2005	$160.63	0.54%	0.06%	3	1.58	33.33%
5/23/2005	$1,168.13	3.89%	0.45%	5	100.00	100.00%
5/20/2005	($187.50)	(0.63%)	(0.07%)	3	0.00	0.00%
5/19/2005	($188.75)	(0.63%)	(0.07%)	4	0.31	25.00%
5/18/2005	$834.38	2.78%	0.32%	2	100.00	100.00%
5/17/2005	$515.63	1.72%	0.20%	2	100.00	100.00%
5/16/2005	$509.38	1.70%	0.20%	2	33.60	50.00%
5/13/2005	$960.63	3.20%	0.38%	5	100.00	100.00%
5/12/2005	$83.75	0.28%	0.03%	5	1.62	20.00%
5/11/2005	$646.88	2.16%	0.25%	3	100.00	100.00%
5/10/2005	$532.50	1.78%	0.21%	3	18.75	33.33%
5/9/2005	($125.00)	(0.42%)	(0.07%)	1	0.00	0.00%
5/6/2005	($828.13)	(2.76%)	(0.46%)	1	0.00	0.00%
5/5/2005	$281.25	0.94%	0.16%	1	100.00	100.00%
5/4/2005	($31.25)	(0.10%)	(0.02%)	1	0.00	0.00%
5/3/2005	$78.13	0.26%	0.04%	1	100.00	100.00%
5/2/2005	$140.63	0.47%	0.08%	1	100.00	100.00%
4/29/2005	($484.38)	(1.61%)	(0.27%)	1	0.00	0.00%
4/28/2005	$963.75	3.21%	0.54%	2	100.00	100.00%
4/27/2005	$328.13	1.09%	0.18%	1	100.00	100.00%
4/26/2005	($78.13)	(0.26%)	(0.04%)	1	0.00	0.00%
4/25/2005	($31.25)	(0.10%)	(0.02%)	1	0.00	0.00%
4/22/2005	$312.50	1.04%	0.17%	1	100.00	100.00%
4/21/2005	($796.88)	(2.66%)	(0.44%)	1	0.00	0.00%
4/20/2005	$140.63	0.47%	0.08%	1	100.00	100.00%
4/19/2005	$80.63	0.27%	0.19%	2	44.00	50.00%
4/12/2005	($356.88)	(1.19%)	(0.20%)	2	0.34	50.00%
4/11/2005	$265.63	0.89%	0.15%	1	100.00	100.00%
4/8/2005	$29.38	0.10%	0.02%	1	100.00	100.00%
4/1/2005	($380.00)	(1.27%)	(0.89%)	1	0.00	0.00%
3/11/2005	($42.50)	(0.14%)	(0.02%)	2	0.00	0.00%

3/10/2005	$475.00	1.58%	0.19%	2	100.00	100.00%
3/9/2005	($1,385.00)	(4.62%)	(0.54%)	4	0.00	0.00%
3/8/2005	($350.00)	(1.17%)	(0.14%)	2	0.00	0.00%
3/7/2005	($110.00)	(0.37%)	(0.04%)	4	0.08	25.00%
3/4/2005	$1,116.88	3.72%	0.44%	3	3.74	66.67%
3/3/2005	$83.13	0.28%	0.03%	4	1.33	25.00%
3/2/2005	$43.75	0.15%	0.02%	2	2.40	50.00%
3/1/2005	$259.38	0.86%	0.10%	2	100.00	100.00%
2/28/2005	($1,096.88)	(3.66%)	(0.43%)	2	0.00	0.00%
2/25/2005	$245.00	0.82%	0.10%	3	9.91	66.67%
2/24/2005	($320.63)	(1.07%)	(0.13%)	3	0.07	33.33%
2/23/2005	$581.25	1.94%	0.23%	2	100.00	100.00%
2/22/2005	($910.63)	(3.04%)	(0.36%)	4	0.00	0.00%
2/21/2005	($150.00)	(0.50%)	(0.06%)	3	0.00	0.00%
2/18/2005	($412.50)	(1.38%)	(0.16%)	3	0.27	66.67%
2/17/2005	($1,043.75)	(3.48%)	(0.41%)	3	0.00	0.00%
2/16/2005	($546.88)	(1.82%)	(0.21%)	3	0.00	0.00%
2/15/2005	$330.63	1.10%	0.13%	5	2.92	80.00%
2/14/2005	($18.13)	(0.06%)	(0.01%)	3	0.72	33.33%
2/11/2005	$1,096.88	3.66%	0.43%	4	28.42	75.00%
2/10/2005	$350.00	1.17%	0.14%	2	100.00	100.00%
2/9/2005	($623.75)	(2.08%)	(0.24%)	3	0.34	33.33%
2/8/2005	$197.50	0.66%	0.08%	3	3.55	66.67%
2/7/2005	($101.88)	(0.34%)	(0.04%)	2	0.00	0.00%
2/4/2005	$771.88	2.57%	0.30%	4	10.96	75.00%
2/3/2005	($261.25)	(0.87%)	(0.10%)	3	0.00	0.00%
2/2/2005	($62.50)	(0.21%)	(0.03%)	1	0.00	0.00%
2/1/2005	($395.63)	(1.32%)	(0.22%)	2	0.00	0.00%
1/31/2005	$113.75	0.38%	0.27%	2	100.00	100.00%
1/28/2005	$562.50	1.88%	0.31%	1	100.00	100.00%
1/27/2005	($140.63)	(0.47%)	(0.08%)	1	0.00	0.00%
1/26/2005	($62.50)	(0.21%)	(0.03%)	1	0.00	0.00%
1/25/2005	($468.75)	(1.56%)	(0.26%)	1	0.00	0.00%
1/24/2005	$78.13	0.26%	0.04%	1	100.00	100.00%
1/21/2005	$203.13	0.68%	0.11%	1	100.00	100.00%
1/20/2005	$62.50	0.21%	0.03%	1	100.00	100.00%
1/19/2005	$78.13	0.26%	0.04%	1	100.00	100.00%
1/18/2005	$494.38	1.65%	0.19%	2	100.00	100.00%
1/17/2005	$125.00	0.42%	0.05%	2	100.00	50.00%
1/14/2005	($50.00)	(0.17%)	(0.02%)	2	0.84	50.00%
1/13/2005	($62.50)	(0.21%)	(0.02%)	2	0.89	50.00%
1/12/2005	$156.25	0.52%	0.06%	2	100.00	100.00%
1/11/2005	($90.63)	(0.30%)	(0.04%)	2	0.65	50.00%
1/10/2005	$309.38	1.03%	0.12%	2	20.80	50.00%
1/7/2005	($228.13)	(0.76%)	(0.09%)	2	0.00	0.00%
1/6/2005	$418.75	1.40%	0.16%	2	100.00	100.00%
1/5/2005	($331.25)	(1.10%)	(0.13%)	2	0.09	50.00%
1/4/2005	($1,229.38)	(4.10%)	(0.48%)	4	0.02	25.00%
1/3/2005	($656.25)	(2.19%)	(0.25%)	3	0.00	0.00%
12/31/2004	$32.50	0.11%	0.01%	4	1.10	50.00%
12/30/2004	$378.75	1.26%	0.15%	3	3.48	33.33%
12/29/2004	($143.13)	(0.48%)	(0.06%)	3	0.46	66.67%
12/28/2004	$582.50	1.94%	0.23%	4	39.83	50.00%
12/27/2004	($495.63)	(1.65%)	(0.19%)	4	0.33	25.00%
12/23/2004	$290.00	0.97%	0.11%	5	2.26	40.00%
12/22/2004	$168.13	0.56%	0.07%	5	1.48	40.00%
12/21/2004	$978.13	3.26%	0.38%	3	100.00	100.00%
12/20/2004	($326.88)	(1.09%)	(0.76%)	4	0.19	25.00%
12/17/2004	($893.75)	(2.98%)	(0.35%)	3	0.00	0.00%
12/16/2004	($809.38)	(2.70%)	(0.31%)	3	0.00	0.00%
12/15/2004	$248.75	0.83%	0.10%	6	2.26	50.00%

12/14/2004	$505.63	1.69%	0.20%	5	100.00	100.00%
12/13/2004	$289.38	0.96%	0.11%	4	100.00	100.00%
12/10/2004	$237.50	0.79%	0.09%	2	100.00	100.00%
12/9/2004	($740.63)	(2.47%)	(0.29%)	4	0.05	50.00%
12/8/2004	$785.63	2.62%	0.31%	3	100.00	100.00%
12/7/2004	($1,312.50)	(4.38%)	(0.51%)	3	0.00	0.00%
12/6/2004	$165.63	0.55%	0.06%	3	100.00	100.00%
12/3/2004	$471.88	1.57%	0.18%	3	1.67	33.33%
12/2/2004	$368.75	1.23%	0.14%	3	2.31	66.67%
12/1/2004	$1,256.88	4.19%	3.02%	6	5.87	50.00%
11/30/2004	$193.75	0.65%	0.08%	3	7.20	66.67%
11/29/2004	($1,611.25)	(5.37%)	(3.73%)	4	0.00	0.00%
11/26/2004	($718.13)	(2.39%)	(1.63%)	4	0.05	25.00%
11/25/2004	$560.00	1.87%	1.29%	4	100.00	75.00%
11/24/2004	$128.13	0.43%	0.05%	3	3.73	66.67%
11/23/2004	$137.50	0.46%	0.05%	3	3.20	66.67%
11/22/2004	$618.75	2.06%	0.24%	3	100.00	100.00%
11/19/2004	($2,028.13)	(6.76%)	(0.79%)	3	0.00	0.00%
11/18/2004	$293.75	0.98%	0.11%	3	100.00	100.00%
11/17/2004	$1,045.00	3.48%	2.47%	4	25.59	75.00%
11/16/2004	($881.25)	(2.94%)	(0.34%)	3	0.00	0.00%
11/15/2004	$171.88	0.57%	0.07%	3	3.20	66.67%
11/12/2004	$918.13	3.06%	0.36%	5	12.48	60.00%
11/11/2004	$177.50	0.59%	0.07%	5	1.87	40.00%
11/10/2004	($206.25)	(0.69%)	(0.08%)	3	0.00	0.00%
11/9/2004	$299.38	1.00%	0.12%	5	10.78	60.00%
11/8/2004	$1.88	0.01%	0.00%	3	1.03	66.67%
11/5/2004	($1,225.63)	(4.09%)	(0.48%)	3	0.20	66.67%
11/4/2004	$753.13	2.51%	0.29%	2	17.07	50.00%
11/3/2004	($27.50)	(0.09%)	(0.01%)	2	0.78	50.00%
11/2/2004	$156.25	0.52%	0.09%	1	100.00	100.00%
11/1/2004	($359.38)	(1.20%)	(0.20%)	1	0.00	0.00%
10/29/2004	$203.13	0.68%	0.11%	1	100.00	100.00%
10/28/2004	$296.88	0.99%	0.17%	1	100.00	100.00%
10/27/2004	($609.38)	(2.03%)	(0.34%)	1	0.00	0.00%
10/26/2004	($187.50)	(0.63%)	(0.10%)	1	0.00	0.00%
10/25/2004	$90.00	0.30%	0.05%	2	1.63	50.00%
10/22/2004	$265.63	0.89%	0.15%	1	100.00	100.00%
10/21/2004	($126.88)	(0.42%)	(0.07%)	1	0.00	0.00%
10/20/2004	$232.50	0.78%	0.13%	1	100.00	100.00%
10/19/2004	$31.25	0.10%	0.02%	1	100.00	100.00%
10/18/2004	$123.13	0.41%	0.07%	1	100.00	100.00%
10/15/2004	$216.88	0.72%	0.12%	1	100.00	100.00%
10/14/2004	($205.00)	(0.68%)	(0.08%)	3	0.60	33.33%
10/13/2004	($925.00)	(3.08%)	(0.36%)	3	0.29	33.33%
10/12/2004	($36.25)	(0.12%)	(0.01%)	4	0.89	25.00%
10/11/2004	$235.00	0.78%	0.09%	3	100.00	66.67%
10/8/2004	($4.38)	(0.01%)	(0.00%)	4	0.99	25.00%
10/7/2004	($1,281.25)	(4.27%)	(0.49%)	3	0.00	0.00%
10/6/2004	($116.88)	(0.39%)	(0.05%)	4	0.67	75.00%
10/5/2004	$96.88	0.32%	0.04%	2	7.20	50.00%
10/4/2004	($145.00)	(0.48%)	(0.34%)	3	0.46	33.33%
10/1/2004	$113.75	0.38%	0.27%	2	1.28	50.00%
9/30/2004	($330.00)	(1.10%)	(0.13%)	3	0.00	0.00%
9/29/2004	($146.88)	(0.49%)	(0.06%)	3	0.78	66.67%
9/28/2004	$443.75	1.48%	0.17%	3	15.20	66.67%
9/27/2004	($375.00)	(1.25%)	(0.14%)	3	0.40	33.33%
9/24/2004	$261.25	0.87%	0.10%	4	3.79	75.00%
9/23/2004	($228.13)	(0.76%)	(0.09%)	4	0.11	25.00%
9/22/2004	($939.38)	(3.13%)	(0.36%)	3	0.32	33.33%

9/21/2004	$503.13	1.68%	0.19%	3	100.00	100.00%
9/20/2004	($187.50)	(0.63%)	(0.07%)	3	0.70	33.33%
9/17/2004	$333.75	1.11%	0.13%	4	3.93	50.00%
9/16/2004	$620.63	2.07%	0.24%	3	16.52	66.67%
9/15/2004	($675.00)	(2.25%)	(0.26%)	2	0.00	0.00%
9/14/2004	$255.00	0.85%	0.10%	4	100.00	100.00%
9/13/2004	$770.63	2.57%	0.30%	4	100.00	100.00%
9/10/2004	$295.00	0.98%	0.11%	3	8.38	66.67%
9/9/2004	($95.63)	(0.32%)	(0.04%)	3	0.47	33.33%
9/8/2004	$784.38	2.61%	0.30%	4	4.83	50.00%
9/7/2004	$300.00	1.00%	0.12%	2	100.00	100.00%
9/6/2004	$375.00	1.25%	0.15%	2	100.00	100.00%
9/3/2004	$995.00	3.32%	0.39%	3	6.69	33.33%
9/2/2004	$318.75	1.06%	0.12%	3	1.49	66.67%
9/1/2004	$253.13	0.84%	0.10%	3	100.00	100.00%
8/31/2004	$930.63	3.10%	0.37%	4	100.00	100.00%
8/30/2004	($621.88)	(2.07%)	(0.24%)	3	0.35	33.33%
8/27/2004	$163.13	0.54%	0.06%	4	5.92	75.00%
8/26/2004	$359.38	1.20%	0.20%	1	100.00	100.00%
8/25/2004	$560.63	1.87%	0.22%	3	100.00	100.00%
8/24/2004	$243.75	0.81%	0.10%	3	100.00	100.00%
8/23/2004	($625.00)	(2.08%)	(0.25%)	3	0.00	0.00%
8/20/2004	$390.00	1.30%	0.15%	5	3.33	40.00%
8/19/2004	($30.00)	(0.10%)	(0.01%)	3	0.86	33.33%
8/18/2004	$13.75	0.05%	0.01%	1	100.00	100.00%
8/17/2004	$405.63	1.35%	0.97%	2	5.39	50.00%
8/16/2004	($17.50)	(0.06%)	(0.01%)	1	0.00	0.00%
8/13/2004	$498.13	1.66%	0.28%	1	100.00	100.00%
8/12/2004	$140.63	0.47%	0.08%	1	100.00	100.00%
8/11/2004	$203.13	0.68%	0.11%	1	100.00	100.00%
8/10/2004	($486.25)	(1.62%)	(0.27%)	1	0.00	0.00%
8/6/2004	$466.88	1.56%	0.26%	1	100.00	100.00%
8/5/2004	$13.75	0.05%	0.01%	1	100.00	100.00%
8/3/2004	$263.75	0.88%	0.15%	1	100.00	100.00%
8/2/2004	$171.88	0.57%	0.10%	1	100.00	100.00%
7/30/2004	$734.38	2.45%	0.41%	1	100.00	100.00%
7/29/2004	$10.63	0.04%	0.01%	2	1.08	50.00%
7/28/2004	$281.25	0.94%	0.16%	1	100.00	100.00%
7/27/2004	($501.88)	(1.67%)	(1.18%)	2	0.37	50.00%
7/26/2004	($406.25)	(1.35%)	(0.23%)	1	0.00	0.00%
7/23/2004	$156.25	0.52%	0.09%	1	100.00	100.00%
7/22/2004	$125.00	0.42%	0.07%	1	100.00	100.00%
7/21/2004	($140.63)	(0.47%)	(0.08%)	1	0.00	0.00%
7/20/2004	($750.00)	(2.50%)	(0.42%)	1	0.00	0.00%
7/19/2004	($62.50)	(0.21%)	(0.04%)	1	0.00	0.00%
7/16/2004	$1,153.75	3.85%	0.65%	3	100.00	100.00%
7/15/2004	$0.00	0.00%	0.00%	1	100.00	0.00%
7/14/2004	($93.75)	(0.31%)	(0.05%)	1	0.00	0.00%
7/13/2004	($203.13)	(0.68%)	(0.11%)	1	0.00	0.00%
7/12/2004	$109.38	0.36%	0.06%	1	100.00	100.00%
7/9/2004	$140.63	0.47%	0.08%	1	100.00	100.00%
7/8/2004	$31.25	0.10%	0.02%	1	100.00	100.00%
7/7/2004	($202.50)	(0.68%)	(0.08%)	2	0.00	0.00%
7/6/2004	($401.88)	(1.34%)	(0.16%)	3	0.27	33.33%
7/5/2004	($62.50)	(0.21%)	(0.02%)	2	0.00	0.00%
7/2/2004	$371.25	1.24%	0.15%	3	4.34	33.33%
7/1/2004	($1,600.00)	(5.33%)	(0.62%)	4	0.00	0.00%
6/30/2004	$183.13	0.61%	0.07%	3	3.36	66.67%
6/29/2004	$715.63	2.39%	0.28%	2	100.00	100.00%
6/28/2004	($940.63)	(3.14%)	(0.37%)	2	0.00	0.00%
6/25/2004	($308.13)	(1.03%)	(0.12%)	2	0.09	50.00%

6/24/2004	$329.38	1.10%	0.13%	2	3.40	50.00%
6/23/2004	$335.63	1.12%	0.13%	3	13.20	66.67%
6/22/2004	$40.63	0.14%	0.02%	2	1.17	50.00%
6/21/2004	$18.75	0.06%	0.01%	2	1.09	50.00%
6/18/2004	$507.50	1.69%	0.20%	5	2.68	60.00%
6/17/2004	$87.50	0.29%	0.03%	3	1.39	33.33%
6/16/2004	($270.63)	(0.90%)	(0.11%)	4	0.18	50.00%
6/15/2004	$2,073.13	6.91%	5.13%	4	31.71	75.00%
6/14/2004	($1,398.75)	(4.66%)	(0.54%)	4	0.02	25.00%
6/11/2004	($328.13)	(1.09%)	(0.18%)	3	0.00	0.00%
6/10/2004	$551.88	1.84%	0.22%	3	100.00	100.00%
6/9/2004	($512.50)	(1.71%)	(0.20%)	1	0.00	0.00%
6/8/2004	$100.00	0.33%	0.04%	1	100.00	100.00%
6/7/2004	$270.00	0.90%	0.11%	2	10.82	50.00%
6/4/2004	$797.50	2.66%	0.31%	2	100.00	100.00%
6/3/2004	($652.50)	(2.18%)	(0.25%)	2	0.00	0.00%
6/2/2004	$355.00	1.18%	0.14%	3	13.91	66.67%
6/1/2004	($75.00)	(0.25%)	(0.03%)	2	0.00	0.00%
5/31/2004	($175.00)	(0.58%)	(0.07%)	2	0.00	0.00%
5/28/2004	$50.00	0.17%	0.02%	2	100.00	100.00%
5/27/2004	$152.50	0.51%	0.38%	3	31.50	66.67%
5/24/2004	$145.00	0.48%	0.08%	1	100.00	100.00%
5/19/2004	($380.00)	(1.27%)	(0.94%)	1	0.00	0.00%
5/17/2004	($92.50)	(0.31%)	(0.04%)	1	0.00	0.00%
4/29/2004	$122.50	0.41%	0.05%	1	100.00	100.00%
4/28/2004	($560.00)	(1.87%)	(0.22%)	3	0.34	66.67%
4/27/2004	($27.50)	(0.09%)	(0.01%)	1	0.00	0.00%
4/26/2004	$810.00	2.70%	0.32%	4	100.00	100.00%
4/23/2004	($50.00)	(0.17%)	(0.02%)	2	0.00	0.00%
4/22/2004	($132.50)	(0.44%)	(0.05%)	3	0.00	0.00%
4/21/2004	$387.50	1.29%	0.15%	1	100.00	100.00%
4/20/2004	$267.50	0.89%	0.10%	3	2.62	66.67%
4/19/2004	($95.00)	(0.32%)	(0.04%)	3	0.00	0.00%
4/16/2004	$512.50	1.71%	0.20%	1	100.00	100.00%
4/15/2004	($387.50)	(1.29%)	(0.15%)	1	0.00	0.00%
4/14/2004	$250.00	0.83%	0.10%	1	100.00	100.00%
4/13/2004	($775.00)	(2.58%)	(0.30%)	4	0.46	25.00%
4/12/2004	$525.00	1.75%	0.21%	2	100.00	100.00%
4/8/2004	$120.00	0.40%	0.05%	3	1.22	33.33%
4/7/2004	$250.00	0.83%	0.10%	2	100.00	100.00%
4/6/2004	($575.00)	(1.92%)	(0.22%)	2	0.00	0.00%
4/5/2004	($92.50)	(0.31%)	(0.04%)	2	0.00	0.00%
4/2/2004	($1,200.63)	(4.00%)	(2.87%)	2	0.00	0.00%
4/1/2004	($468.75)	(1.56%)	(0.26%)	1	0.00	0.00%
3/31/2004	$562.50	1.88%	0.32%	1	100.00	100.00%
3/30/2004	($31.25)	(0.10%)	(0.02%)	1	0.00	0.00%
3/29/2004	($406.25)	(1.35%)	(0.23%)	1	0.00	0.00%
3/26/2004	($703.13)	(2.34%)	(0.39%)	1	0.00	0.00%
3/25/2004	($156.25)	(0.52%)	(0.09%)	1	0.00	0.00%
3/24/2004	($78.13)	(0.26%)	(0.04%)	1	0.00	0.00%
3/23/2004	$125.00	0.42%	0.07%	1	100.00	100.00%
3/22/2004	$421.88	1.41%	0.24%	1	100.00	100.00%
3/19/2004	($15.63)	(0.05%)	(0.01%)	1	0.00	0.00%
3/18/2004	($375.00)	(1.25%)	(0.21%)	1	0.00	0.00%
3/17/2004	$155.63	0.52%	0.37%	2	3.42	50.00%
3/16/2004	$545.00	1.82%	0.31%	1	100.00	100.00%
3/15/2004	($15.63)	(0.05%)	(0.01%)	1	0.00	0.00%
3/12/2004	($546.88)	(1.82%)	(0.31%)	1	0.00	0.00%
3/11/2004	$328.13	1.09%	0.18%	1	100.00	100.00%
3/10/2004	($111.25)	(0.37%)	(0.06%)	1	0.00	0.00%

3/9/2004	($227.50)	(0.76%)	(0.09%)	1	0.00	0.00%
3/8/2004	($136.25)	(0.45%)	(0.05%)	2	0.79	50.00%
3/5/2004	$1,173.13	3.91%	0.46%	5	23.89	60.00%
3/4/2004	$721.88	2.41%	0.28%	3	100.00	100.00%
3/3/2004	$175.00	0.58%	0.07%	3	100.00	66.67%
3/2/2004	($817.50)	(2.73%)	(0.32%)	3	0.00	0.00%
3/1/2004	$638.13	2.13%	0.25%	5	100.00	100.00%
2/27/2004	$562.50	1.88%	0.22%	3	100.00	100.00%
2/26/2004	($236.88)	(0.79%)	(0.09%)	3	0.10	33.33%
2/25/2004	$346.88	1.16%	0.14%	2	100.00	100.00%
2/24/2004	($45.63)	(0.15%)	(0.02%)	2	0.39	50.00%
2/23/2004	$291.88	0.97%	0.12%	2	2.67	50.00%
2/20/2004	($1,210.63)	(4.04%)	(0.48%)	4	0.00	0.00%
2/19/2004	($443.75)	(1.48%)	(0.17%)	3	0.26	33.33%
2/18/2004	($609.38)	(2.03%)	(0.24%)	3	0.00	0.00%
2/17/2004	$871.88	2.91%	2.14%	5	100.00	100.00%
2/16/2004	$125.00	0.42%	0.05%	2	100.00	50.00%
2/13/2004	$202.50	0.68%	0.08%	3	1.62	66.67%
2/12/2004	($187.50)	(0.63%)	(0.07%)	2	0.00	0.00%
2/11/2004	$1,061.25	3.54%	0.42%	4	14.69	75.00%
2/10/2004	($72.50)	(0.24%)	(0.03%)	5	0.86	40.00%
2/9/2004	$268.75	0.90%	0.11%	3	100.00	100.00%
2/6/2004	$1,365.00	4.55%	0.54%	5	9.81	60.00%
2/5/2004	($143.75)	(0.48%)	(0.06%)	3	0.69	66.67%
2/4/2004	($690.00)	(2.30%)	(0.27%)	3	0.00	0.00%
2/3/2004	$297.50	0.99%	0.12%	3	2.59	66.67%
2/2/2004	$575.63	1.92%	1.43%	6	13.28	83.33%
1/30/2004	$223.75	0.75%	0.09%	4	2.86	25.00%
1/29/2004	$256.25	0.85%	0.10%	2	100.00	100.00%
1/28/2004	($1,214.38)	(4.05%)	(0.48%)	3	0.10	33.33%
1/27/2004	($336.25)	(1.12%)	(0.13%)	2	0.37	50.00%
1/26/2004	$82.50	0.28%	0.03%	2	1.80	50.00%
1/23/2004	$232.50	0.78%	0.09%	2	16.50	50.00%
1/22/2004	$493.13	1.64%	0.19%	3	7.36	66.67%
1/21/2004	$1,026.88	3.42%	0.41%	4	100.00	100.00%
1/20/2004	($178.75)	(0.60%)	(0.07%)	5	0.69	40.00%
1/19/2004	($250.00)	(0.83%)	(0.10%)	3	0.00	0.00%
1/16/2004	$262.50	0.88%	0.10%	3	1.84	66.67%
1/15/2004	$824.38	2.75%	0.33%	4	100.00	100.00%
1/14/2004	$1,255.63	4.19%	3.22%	4	100.00	100.00%
1/13/2004	($800.00)	(2.67%)	(0.32%)	2	0.00	0.00%
1/12/2004	$1,060.63	3.54%	0.42%	3	100.00	100.00%
1/9/2004	($156.88)	(0.52%)	(0.06%)	4	0.83	50.00%
1/8/2004	$268.13	0.89%	0.11%	5	6.72	80.00%
1/7/2004	$242.50	0.81%	0.10%	4	3.37	75.00%
1/6/2004	$1,015.63	3.39%	0.41%	2	100.00	100.00%
1/5/2004	$506.25	1.69%	0.20%	2	17.20	50.00%
1/2/2004	($398.13)	(1.33%)	(0.16%)	4	0.58	75.00%
12/31/2003	$101.25	0.34%	0.26%	4	1.86	75.00%
12/30/2003	($41.25)	(0.14%)	(0.02%)	5	0.58	40.00%
12/29/2003	$1,468.13	4.89%	3.93%	4	4.90	75.00%
12/26/2003	$204.38	0.68%	0.08%	3	100.00	100.00%
12/24/2003	$828.13	2.76%	0.33%	3	100.00	100.00%
12/23/2003	($870.63)	(2.90%)	(0.35%)	3	0.00	0.00%
12/22/2003	$326.25	1.09%	0.13%	3	2.49	66.67%
12/19/2003	($120.63)	(0.40%)	(0.05%)	3	0.56	33.33%
12/18/2003	$302.50	1.01%	0.12%	4	100.00	100.00%
12/17/2003	$290.63	0.97%	0.12%	4	5.47	75.00%
12/16/2003	$653.13	2.18%	0.26%	2	100.00	100.00%
12/15/2003	$1,249.38	4.16%	3.46%	6	3.81	66.67%
12/12/2003	$479.38	1.60%	0.19%	3	100.00	100.00%

12/11/2003	$2,485.63	8.29%	1.01%	3	100.00	100.00%
12/10/2003	($125.00)	(0.42%)	(0.05%)	2	0.00	0.00%
12/9/2003	($339.38)	(1.13%)	(0.14%)	3	0.62	33.33%
12/8/2003	$540.63	1.80%	0.22%	3	3.31	66.67%
12/5/2003	$693.75	2.31%	0.28%	3	2.32	33.33%
12/4/2003	$558.75	1.86%	0.23%	5	3.09	60.00%
12/3/2003	$393.13	1.31%	0.16%	5	2.56	40.00%
12/2/2003	($146.88)	(0.49%)	(0.06%)	3	0.35	33.33%
12/1/2003	$415.63	1.39%	1.16%	8	1.83	62.50%
11/28/2003	($765.63)	(2.55%)	(0.31%)	3	0.00	0.00%
11/27/2003	$225.00	0.75%	0.09%	3	100.00	66.67%
11/26/2003	($576.88)	(1.92%)	(0.24%)	3	0.00	0.00%
11/25/2003	$449.38	1.50%	0.25%	2	240.67	50.00%
11/24/2003	$1,538.13	5.13%	4.50%	4	821.33	75.00%
11/21/2003	$498.75	1.66%	0.20%	3	100.00	100.00%
11/20/2003	($211.25)	(0.70%)	(0.09%)	2	0.56	50.00%
11/19/2003	($27.50)	(0.09%)	(0.01%)	1	0.00	0.00%
11/18/2003	($1,092.50)	(3.64%)	(0.44%)	2	0.00	0.00%
11/17/2003	($475.00)	(1.58%)	(0.19%)	2	0.00	0.00%
11/14/2003	$140.00	0.47%	0.06%	4	1.73	50.00%
11/13/2003	($125.00)	(0.42%)	(0.05%)	2	0.00	0.00%
11/12/2003	$1,350.00	4.50%	0.55%	2	100.00	100.00%
11/11/2003	($100.00)	(0.33%)	(0.04%)	2	0.00	0.00%
11/10/2003	($425.00)	(1.42%)	(0.17%)	2	0.00	0.00%
11/7/2003	($775.00)	(2.58%)	(0.31%)	2	0.00	0.00%
11/6/2003	$550.00	1.83%	0.22%	2	100.00	100.00%
11/5/2003	$75.00	0.25%	0.03%	2	100.00	100.00%
11/4/2003	($250.00)	(0.83%)	(0.10%)	2	0.00	0.00%
11/3/2003	$315.00	1.05%	0.13%	4	2.08	50.00%
10/31/2003	($267.50)	(0.89%)	(0.11%)	2	0.00	0.00%
10/30/2003	$1,110.00	3.70%	0.45%	4	100.00	100.00%
10/29/2003	$100.00	0.33%	0.04%	2	100.00	100.00%
10/28/2003	$910.00	3.03%	0.37%	5	22.41	60.00%
10/27/2003	($379.38)	(1.26%)	(1.10%)	4	0.24	50.00%
10/24/2003	$990.63	3.30%	0.41%	2	100.00	100.00%
10/23/2003	($571.88)	(1.91%)	(0.23%)	2	0.00	0.00%
10/22/2003	($651.25)	(2.17%)	(0.27%)	4	0.55	25.00%
10/21/2003	($190.63)	(0.64%)	(0.08%)	3	0.55	33.33%
10/20/2003	$1,237.50	4.13%	0.51%	3	100.00	100.00%
10/17/2003	($343.75)	(1.15%)	(0.14%)	3	0.66	33.33%
10/16/2003	($190.63)	(0.64%)	(0.08%)	3	0.70	66.67%
10/15/2003	($953.13)	(3.18%)	(0.39%)	3	0.00	0.00%
10/14/2003	($285.00)	(0.95%)	(0.12%)	5	0.54	80.00%
10/13/2003	$115.00	0.38%	0.33%	4	100.00	75.00%
10/10/2003	$507.50	1.69%	0.21%	3	100.00	100.00%
10/9/2003	($94.38)	(0.31%)	(0.27%)	6	0.91	66.67%
10/8/2003	$245.00	0.82%	0.10%	3	2.40	66.67%
10/7/2003	($561.25)	(1.87%)	(0.23%)	3	0.14	66.67%
10/6/2003	$466.25	1.55%	0.19%	2	100.00	100.00%
10/3/2003	($2,005.00)	(6.68%)	(5.49%)	2	0.00	0.00%
10/2/2003	($300.63)	(1.00%)	(0.17%)	2	0.00	0.00%
10/1/2003	$625.63	2.09%	0.26%	2	100.00	100.00%
9/30/2003	$236.88	0.79%	0.10%	3	1.51	66.67%
9/29/2003	$388.75	1.30%	0.16%	2	8.97	50.00%
9/26/2003	$45.00	0.15%	0.02%	2	1.72	50.00%
9/25/2003	($120.63)	(0.40%)	(0.05%)	3	0.75	33.33%
9/24/2003	($538.13)	(1.79%)	(0.22%)	3	0.46	33.33%
9/23/2003	$284.38	0.95%	0.12%	2	100.00	100.00%
9/22/2003	($1,426.25)	(4.75%)	(0.58%)	4	0.00	0.00%
9/19/2003	($595.63)	(1.99%)	(0.24%)	3	0.00	0.00%

9/18/2003	$615.00	2.05%	0.25%	4	12.18	50.00%
9/17/2003	$223.13	0.74%	0.09%	3	1.81	33.33%
9/16/2003	$1,093.75	3.65%	3.09%	7	16.09	57.14%
9/15/2003	($255.63)	(0.85%)	(0.10%)	3	0.00	0.00%
9/12/2003	$227.50	0.76%	0.09%	3	1.72	66.67%
9/11/2003	($20.00)	(0.07%)	(0.01%)	2	0.00	0.00%
9/10/2003	$326.25	1.09%	0.13%	4	1.70	75.00%
9/9/2003	$3.75	0.01%	0.00%	3	1.01	33.33%
9/8/2003	$1,143.75	3.81%	0.47%	4	458.50	75.00%
9/5/2003	$818.75	2.73%	0.34%	3	2.26	33.33%
9/4/2003	$1,108.13	3.69%	0.46%	4	100.00	100.00%
9/3/2003	$470.00	1.57%	0.20%	3	100.00	100.00%
9/2/2003	($20.00)	(0.07%)	(0.01%)	5	0.95	60.00%
9/1/2003	$200.00	0.67%	0.08%	1	100.00	100.00%
8/29/2003	$362.50	1.21%	0.15%	1	100.00	100.00%
8/28/2003	($260.00)	(0.87%)	(0.73%)	3	0.52	33.33%
8/27/2003	($25.00)	(0.08%)	(0.01%)	1	0.00	0.00%
8/26/2003	$192.50	0.64%	0.08%	3	3.14	66.67%
8/25/2003	$85.00	0.28%	0.04%	2	100.00	100.00%
8/22/2003	$1,132.50	3.78%	3.28%	5	3.78	60.00%
8/21/2003	$465.00	1.55%	0.19%	4	9.45	50.00%
8/20/2003	($105.00)	(0.35%)	(0.04%)	2	0.00	0.00%
8/19/2003	$357.50	1.19%	0.15%	2	100.00	100.00%
8/18/2003	$1,010.00	3.37%	3.01%	5	58.71	60.00%
8/15/2003	$825.00	2.75%	0.35%	2	100.00	100.00%
8/14/2003	($680.00)	(2.27%)	(0.28%)	2	0.00	0.00%
8/8/2003	($42.50)	(0.14%)	(0.13%)	1	0.00	0.00%
7/31/2003	$1,052.50	3.51%	3.23%	3	4.93	66.67%
7/30/2003	($300.00)	(1.00%)	(0.13%)	2	0.00	0.00%
7/29/2003	($475.00)	(1.58%)	(0.20%)	2	0.00	0.00%
7/28/2003	($165.00)	(0.55%)	(0.07%)	2	0.00	0.00%
7/25/2003	$530.00	1.77%	0.22%	3	14.25	66.67%
7/24/2003	$315.00	1.05%	0.13%	4	2.37	50.00%
7/23/2003	$22.50	0.08%	0.01%	2	100.00	50.00%
7/22/2003	$47.50	0.16%	0.02%	1	100.00	100.00%
7/18/2003	($380.00)	(1.27%)	(1.15%)	1	0.00	0.00%
7/14/2003	($380.00)	(1.27%)	(1.14%)	1	0.00	0.00%
7/11/2003	$405.00	1.35%	1.23%	2	100.00	100.00%
7/10/2003	($767.50)	(2.56%)	(0.32%)	2	0.00	0.00%
7/9/2003	($255.00)	(0.85%)	(0.11%)	2	0.00	0.00%
7/8/2003	$200.00	0.67%	0.08%	1	100.00	100.00%
7/7/2003	$510.00	1.70%	0.21%	1	100.00	100.00%
7/3/2003	($377.50)	(1.26%)	(0.16%)	1	0.00	0.00%
7/2/2003	$587.50	1.96%	0.25%	1	100.00	100.00%
7/1/2003	$462.50	1.54%	0.19%	1	100.00	100.00%
6/30/2003	$367.50	1.23%	0.15%	3	3.07	66.67%
6/27/2003	($1,376.88)	(4.59%)	(0.57%)	3	0.00	0.00%
6/26/2003	$146.88	0.49%	0.06%	3	1.14	66.67%
6/25/2003	($1,335.00)	(4.45%)	(0.55%)	5	0.11	40.00%
6/24/2003	$543.75	1.81%	0.23%	3	100.00	100.00%
6/23/2003	($188.13)	(0.63%)	(0.08%)	5	0.76	60.00%
6/20/2003	($374.38)	(1.25%)	(0.16%)	3	0.00	0.00%
6/19/2003	($1,171.25)	(3.90%)	(0.48%)	3	0.19	33.33%
6/18/2003	($533.13)	(1.78%)	(0.22%)	4	0.29	50.00%
6/17/2003	$25.63	0.09%	0.01%	5	1.06	40.00%
6/16/2003	$2,907.50	9.69%	9.69%	3	100.00	100.00%
6/13/2003	$115.00	0.38%	0.05%	4	1.21	75.00%
6/12/2003	$335.63	1.12%	0.14%	3	6.21	66.67%
6/11/2003	($47.50)	(0.16%)	(0.02%)	4	0.67	50.00%
6/10/2003	$342.50	1.14%	0.14%	3	100.00	100.00%
6/9/2003	($878.13)	(2.93%)	(0.36%)	4	0.43	50.00%

6/6/2003	($167.50)	(0.56%)	(0.07%)	3	0.39	33.33%
6/5/2003	$56.25	0.19%	0.02%	4	1.21	75.00%
6/4/2003	$843.75	2.81%	0.35%	2	100.00	100.00%
6/3/2003	$713.13	2.38%	0.30%	4	381.33	75.00%
6/2/2003	($92.50)	(0.31%)	(0.04%)	3	0.74	33.33%
5/30/2003	$265.00	0.88%	0.11%	3	16.14	66.67%
5/29/2003	$805.63	2.69%	0.34%	3	100.00	100.00%
5/28/2003	$257.50	0.86%	0.11%	3	3.02	66.67%
5/27/2003	($341.88)	(1.14%)	(0.14%)	4	0.33	50.00%
5/26/2003	$200.00	0.67%	0.08%	3	100.00	66.67%
5/23/2003	($225.63)	(0.75%)	(0.09%)	5	0.00	0.00%
5/22/2003	$1,621.25	5.40%	0.68%	4	100.00	100.00%
5/21/2003	($187.50)	(0.63%)	(0.08%)	4	0.44	25.00%
5/20/2003	($87.50)	(0.29%)	(0.04%)	1	0.00	0.00%
5/19/2003	($1,545.00)	(5.15%)	(0.64%)	3	0.07	33.33%
5/16/2003	$700.63	2.34%	0.29%	5	7.67	60.00%
5/15/2003	$316.88	1.06%	0.13%	4	2.37	50.00%
5/14/2003	$165.00	0.55%	0.07%	4	2.27	50.00%
5/13/2003	($175.00)	(0.58%)	(0.07%)	2	0.00	0.00%
5/12/2003	$637.50	2.13%	0.27%	4	37.43	50.00%
5/9/2003	$837.50	2.79%	0.35%	2	100.00	100.00%
5/8/2003	($480.00)	(1.60%)	(0.20%)	2	0.00	0.00%
5/7/2003	($250.00)	(0.83%)	(0.10%)	1	0.00	0.00%
5/6/2003	$683.75	2.28%	0.29%	3	274.50	66.67%
5/5/2003	$284.38	0.95%	0.12%	2	4.79	50.00%
5/2/2003	$564.38	1.88%	0.24%	4	1.81	50.00%
5/1/2003	($1,073.75)	(3.58%)	(0.45%)	3	0.00	0.00%
4/30/2003	$354.38	1.18%	0.15%	3	8.09	33.33%
4/29/2003	$78.13	0.26%	0.03%	3	1.45	66.67%
4/28/2003	$1,349.38	4.50%	0.57%	5	6.79	40.00%
4/25/2003	($921.88)	(3.07%)	(0.39%)	3	0.26	33.33%
4/24/2003	($244.38)	(0.81%)	(0.10%)	5	0.66	40.00%
4/23/2003	$565.63	1.89%	0.24%	3	6.17	66.67%
4/22/2003	$2,153.13	7.18%	0.92%	3	100.00	100.00%
4/21/2003	$70.63	0.24%	0.03%	4	1.30	75.00%
4/17/2003	$503.13	1.68%	0.21%	2	5.60	50.00%
4/16/2003	$366.25	1.22%	0.16%	2	100.00	100.00%
4/15/2003	$900.63	3.00%	0.39%	5	100.00	100.00%
4/14/2003	$1,434.38	4.78%	0.62%	3	4.67	66.67%
4/11/2003	$518.13	1.73%	0.22%	5	5.17	60.00%
4/10/2003	$136.88	0.46%	0.06%	5	1.42	80.00%
4/9/2003	$611.25	2.04%	0.27%	4	41.75	75.00%
4/8/2003	$350.00	1.17%	0.15%	2	100.00	100.00%
4/7/2003	$2,493.75	8.31%	1.09%	5	9.42	60.00%
4/4/2003	$300.00	1.00%	0.13%	3	2.20	66.67%
4/3/2003	($306.25)	(1.02%)	(0.13%)	3	0.42	33.33%
4/2/2003	$608.75	2.03%	0.27%	5	1.63	40.00%
4/1/2003	$1,046.25	3.49%	0.46%	5	5.00	40.00%
3/31/2003	($1,375.63)	(4.59%)	(0.60%)	5	0.35	20.00%
3/28/2003	$281.88	0.94%	0.12%	3	2.33	66.67%
3/27/2003	($982.50)	(3.28%)	(0.43%)	4	0.06	25.00%
3/26/2003	($337.50)	(1.13%)	(0.15%)	3	0.36	33.33%
3/25/2003	$483.13	1.61%	0.21%	4	3.51	50.00%
3/24/2003	($838.75)	(2.80%)	(0.37%)	4	0.52	25.00%
3/21/2003	$224.38	0.75%	0.10%	5	1.13	40.00%
3/20/2003	$359.38	1.20%	0.16%	3	100.00	100.00%
3/19/2003	($551.25)	(1.84%)	(0.24%)	4	0.00	0.00%
3/18/2003	($265.00)	(0.88%)	(0.12%)	2	0.39	50.00%
3/17/2003	($3.75)	(0.01%)	(0.00%)	2	0.99	50.00%
3/14/2003	$437.50	1.46%	0.25%	1	100.00	100.00%

3/13/2003	($1,312.50)	(4.38%)	(0.73%)	1	0.00	0.00%
3/12/2003	($125.00)	(0.42%)	(0.07%)	1	0.00	0.00%
3/11/2003	($250.00)	(0.83%)	(0.14%)	1	0.00	0.00%
3/10/2003	$543.13	1.81%	0.30%	2	100.00	100.00%
3/7/2003	$449.38	1.50%	0.25%	2	4.54	50.00%
3/6/2003	($111.25)	(0.37%)	(0.06%)	1	0.00	0.00%
2/28/2003	$185.63	0.62%	0.10%	1	100.00	100.00%
2/27/2003	$140.63	0.47%	0.08%	1	100.00	100.00%
2/26/2003	$138.75	0.46%	0.08%	1	100.00	100.00%
2/25/2003	($153.75)	(0.51%)	(0.09%)	2	0.72	50.00%
2/24/2003	$577.50	1.93%	0.32%	2	100.00	100.00%
2/19/2003	$451.25	1.50%	0.25%	1	100.00	100.00%
2/18/2003	($17.50)	(0.06%)	(0.01%)	1	0.00	0.00%
2/12/2003	$357.50	1.19%	0.20%	1	100.00	100.00%
2/11/2003	$76.25	0.25%	0.04%	1	100.00	100.00%
2/7/2003	$216.88	0.72%	0.12%	1	100.00	100.00%
2/6/2003	$60.63	0.20%	0.03%	1	100.00	100.00%
2/4/2003	$404.38	1.35%	0.23%	1	100.00	100.00%
2/3/2003	$29.38	0.10%	0.02%	1	100.00	100.00%
1/31/2003	$60.63	0.20%	0.03%	1	100.00	100.00%
1/30/2003	$468.75	1.56%	0.27%	1	100.00	100.00%
1/29/2003	($421.88)	(1.41%)	(0.24%)	1	0.00	0.00%
1/28/2003	($31.25)	(0.10%)	(0.02%)	1	0.00	0.00%
1/27/2003	($1.88)	(0.01%)	(0.00%)	1	0.00	0.00%
1/22/2003	($227.50)	(0.76%)	(0.10%)	1	0.00	0.00%
1/21/2003	($395.63)	(1.32%)	(0.17%)	2	0.51	50.00%
1/20/2003	$25.00	0.08%	0.01%	2	100.00	50.00%
1/17/2003	($180.00)	(0.60%)	(0.08%)	3	0.73	66.67%
1/16/2003	($412.50)	(1.38%)	(0.18%)	2	0.00	0.00%
1/15/2003	$181.88	0.61%	0.08%	2	100.00	100.00%
1/14/2003	$553.75	1.85%	0.24%	2	100.00	100.00%
1/13/2003	$466.88	1.56%	0.20%	3	100.00	100.00%
1/10/2003	$263.75	0.88%	0.12%	3	100.00	100.00%
1/9/2003	($406.25)	(1.35%)	(0.18%)	2	0.65	50.00%
1/8/2003	($601.88)	(2.01%)	(0.26%)	3	0.12	33.33%
1/7/2003	$109.38	0.36%	0.05%	2	1.58	50.00%
1/6/2003	($240.00)	(0.80%)	(0.10%)	2	0.00	0.00%
1/3/2003	$341.88	1.14%	0.19%	1	100.00	100.00%

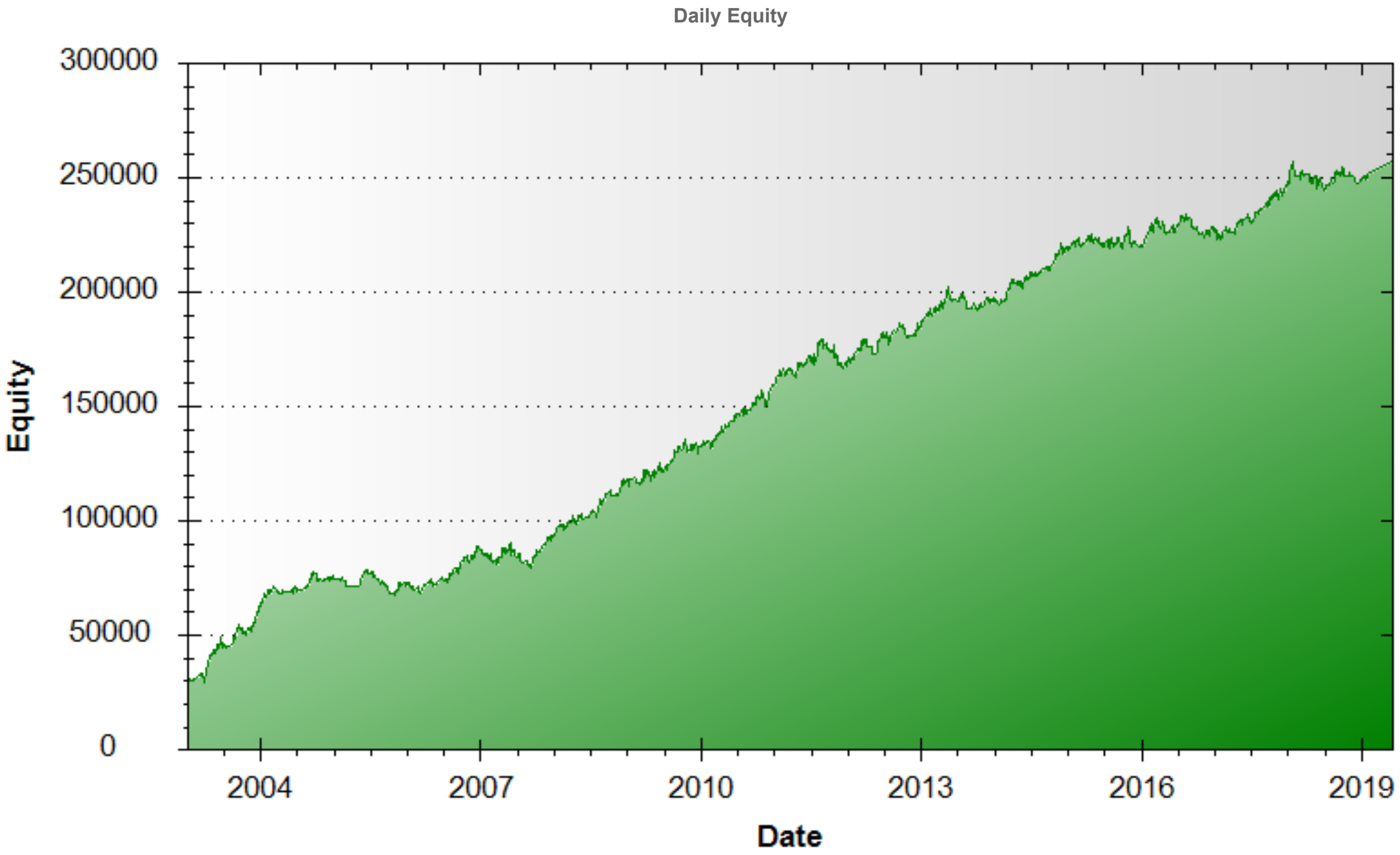
Daily Equity
300000
250000
200000
150000
100000
50000
0
Equity
2004
2007
2010
2013
2016
2019
Date

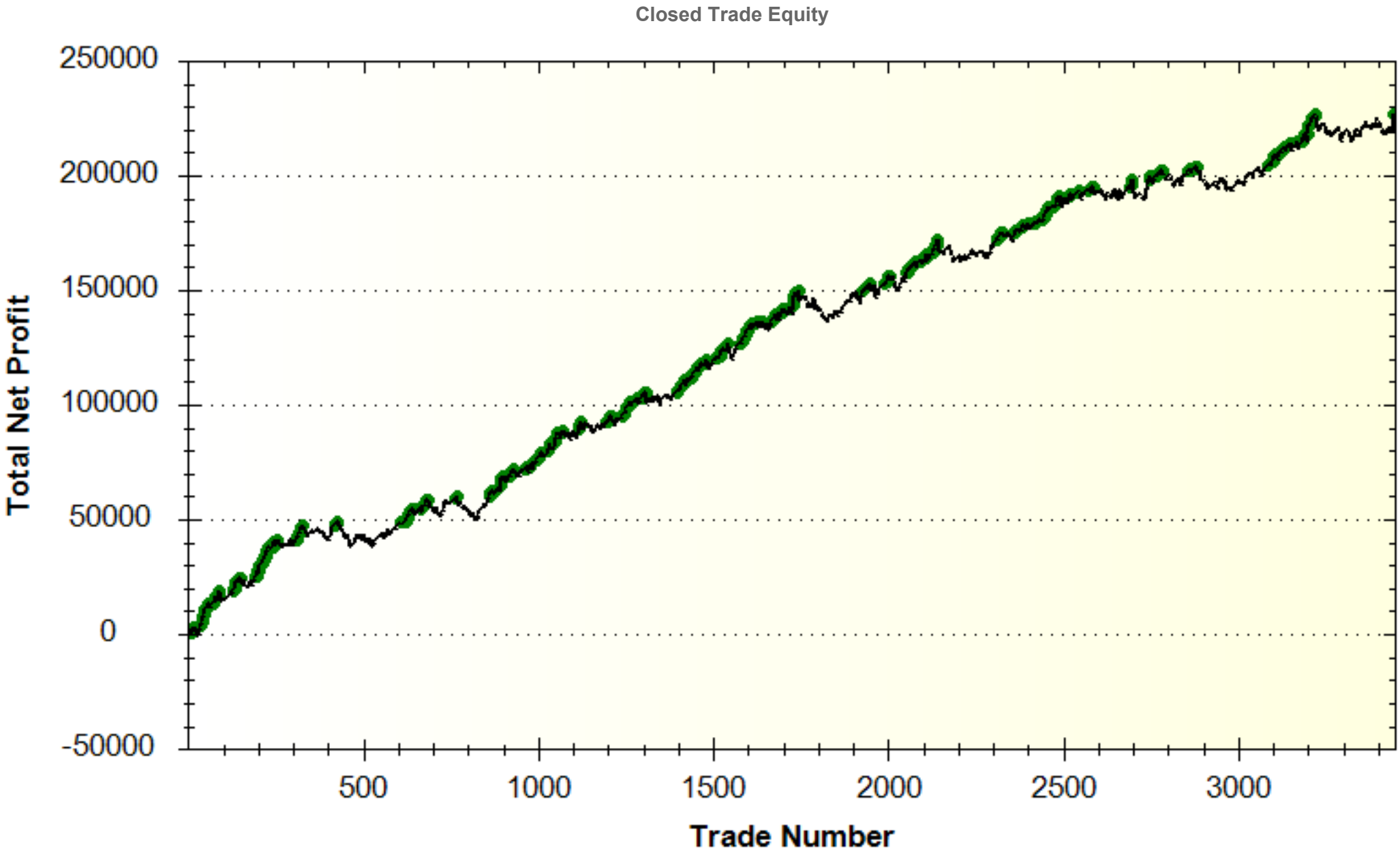
Closed Trade Equity
250000
200000
150000
100000
50000
0
-50000
Total Net Profit
500
1000
1500
2000
2500
3000
Trade Number

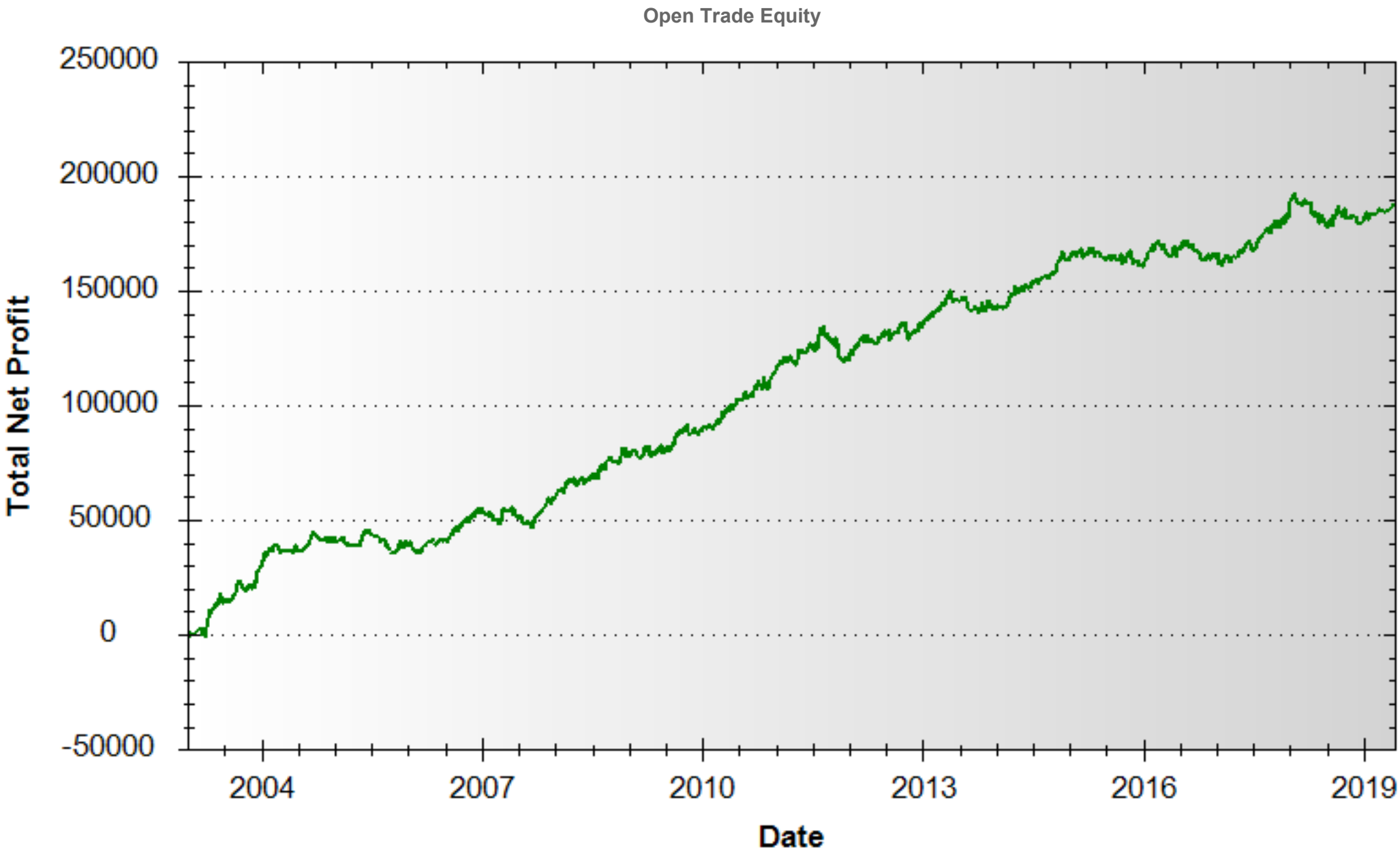
Open Trade Equity
250000
200000
150000
100000
50000
0
-50000
Total Net Profit
2004
2007
2010
2013
2016
2019
Date

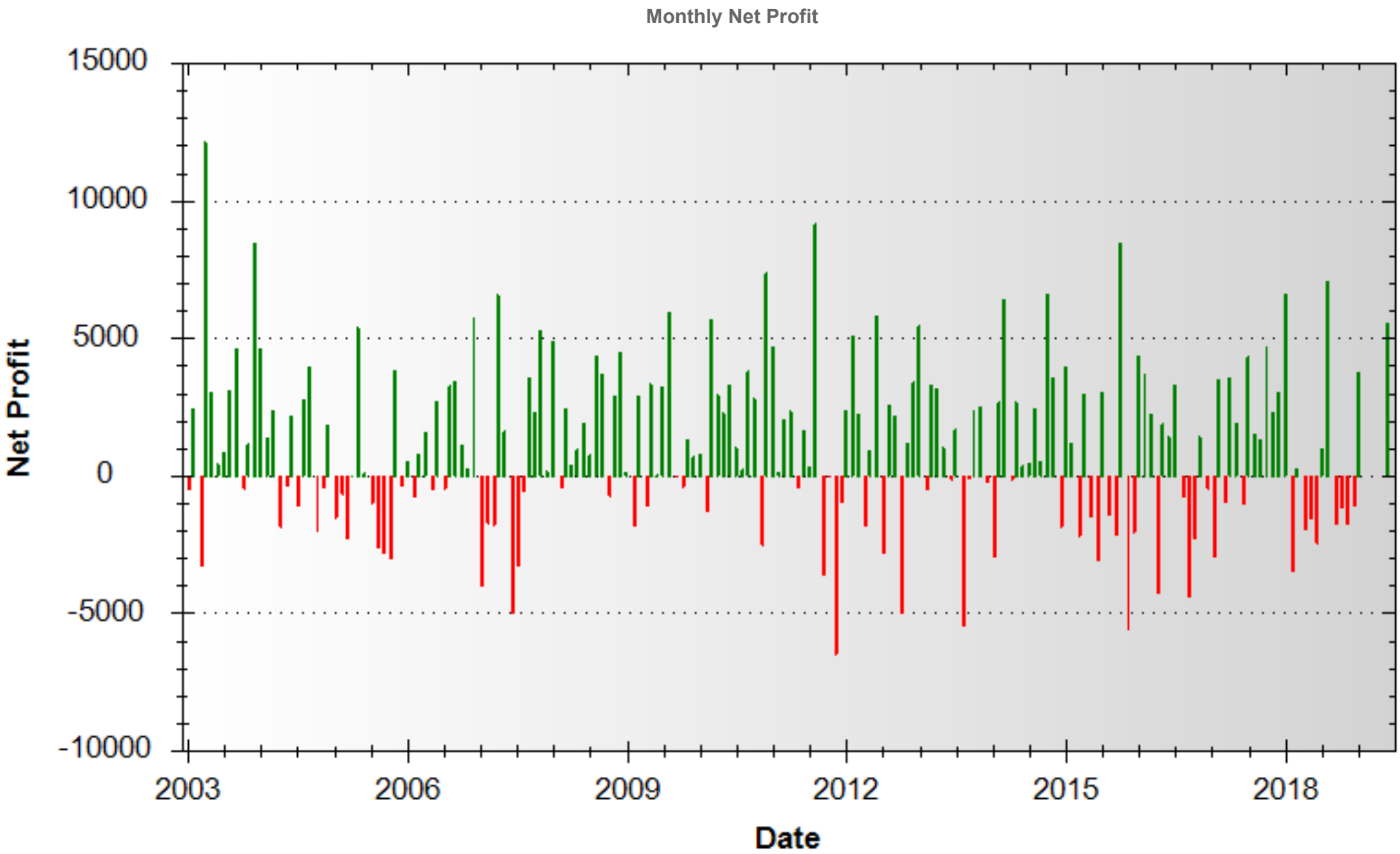
Monthly Net Profit
15000
10000
5000
0
-5000
-10000
Net Profit
2003
2006
2009
2012
2015
2018
Date

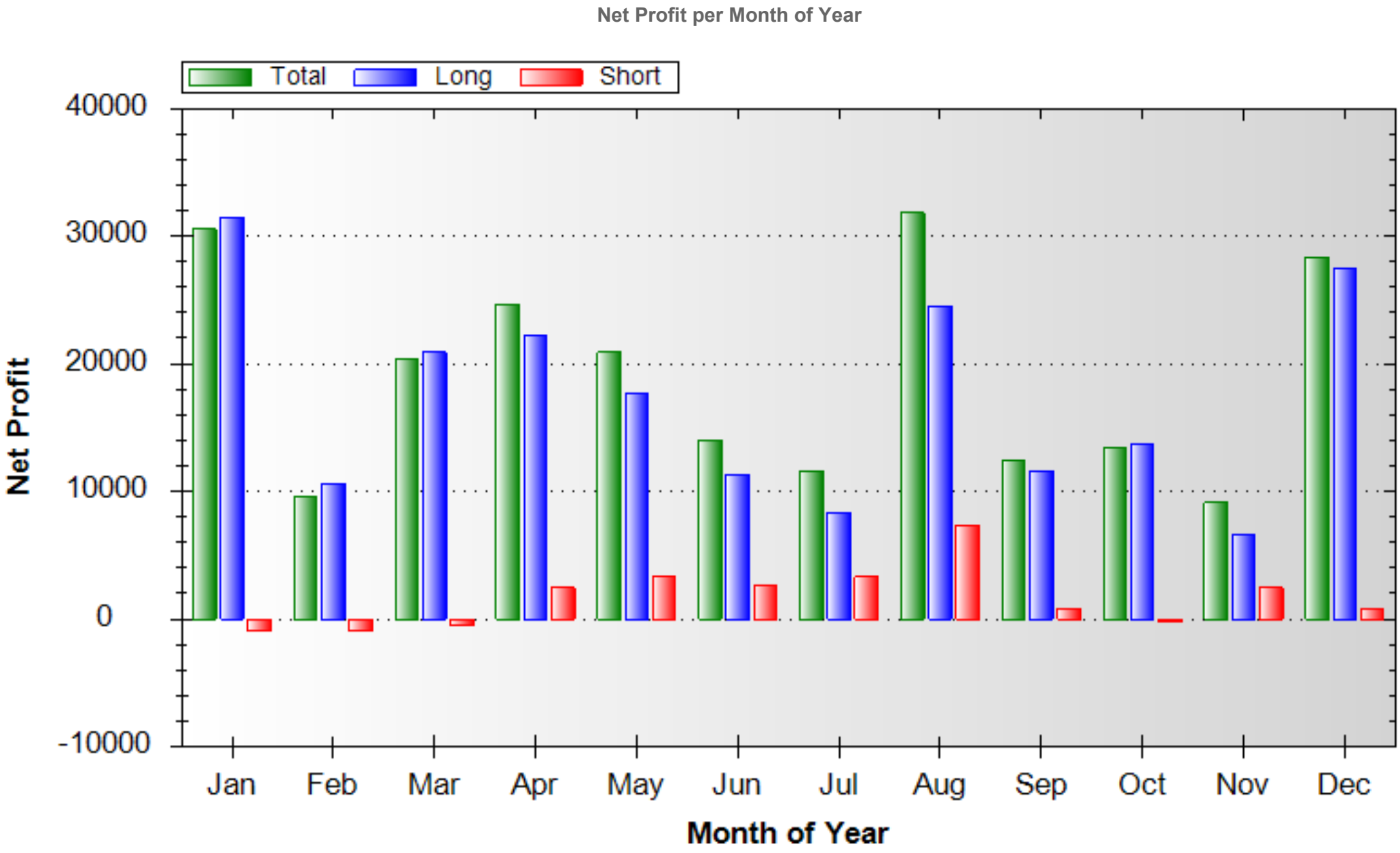
Net Profit per Month of Year
Total
Long
Short
40000
30000
20000
10000
0
-10000
Net Profit
Jan
Feb
Mar
Apr
May
Jun
Jul
Aug
Sep
Oct
Nov
Dec
Month of Year

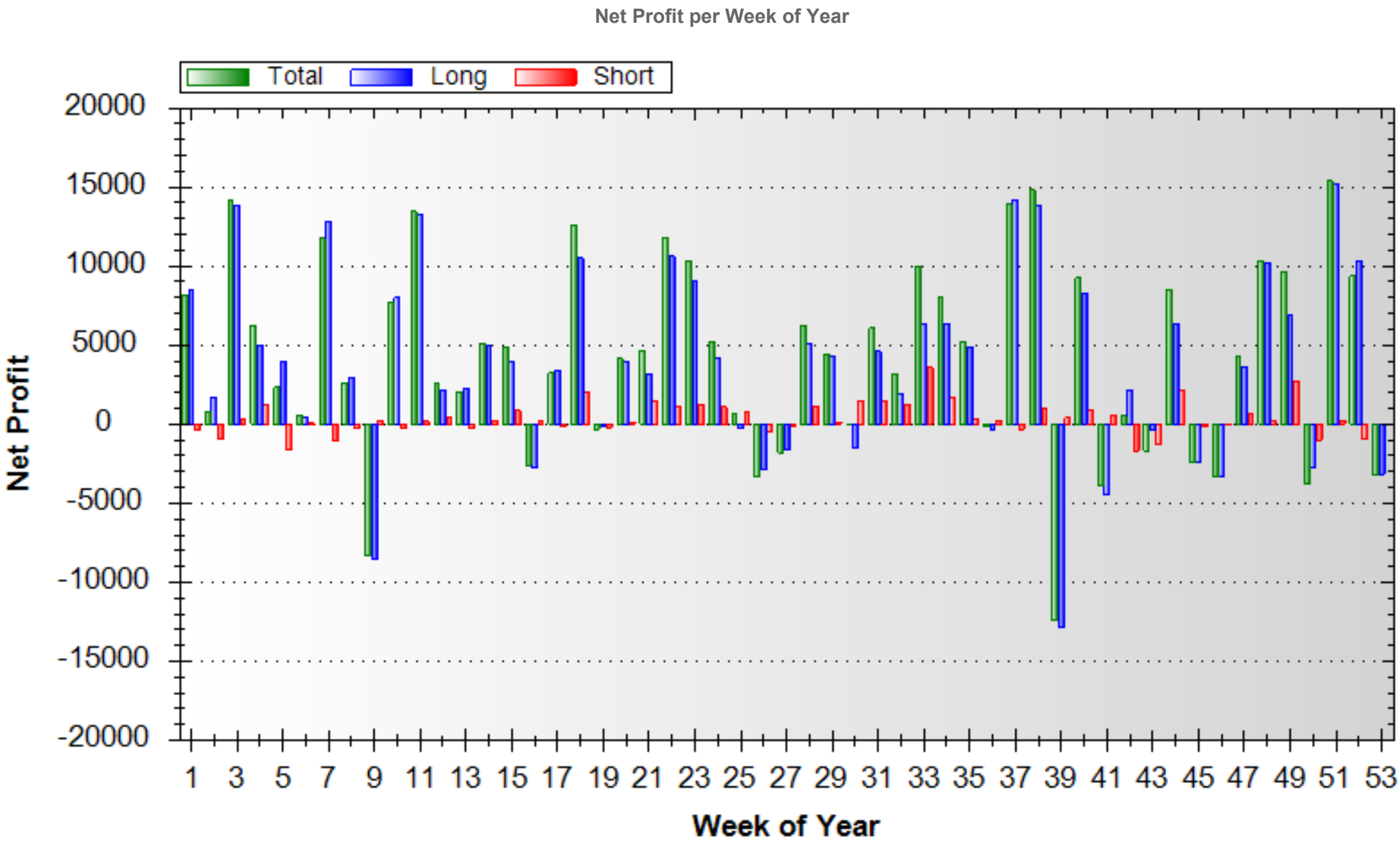
Net Profit per Week of Year
Total
Long
Short
20000
15000
10000
5000
0
-5000
-10000
-15000
-20000
Net Profit
1 3 5 7 9 11 13 15 17 19 21 23 25 27 29 31 33 35 37 39 41 43 45 47 49 51 53
Week of Year

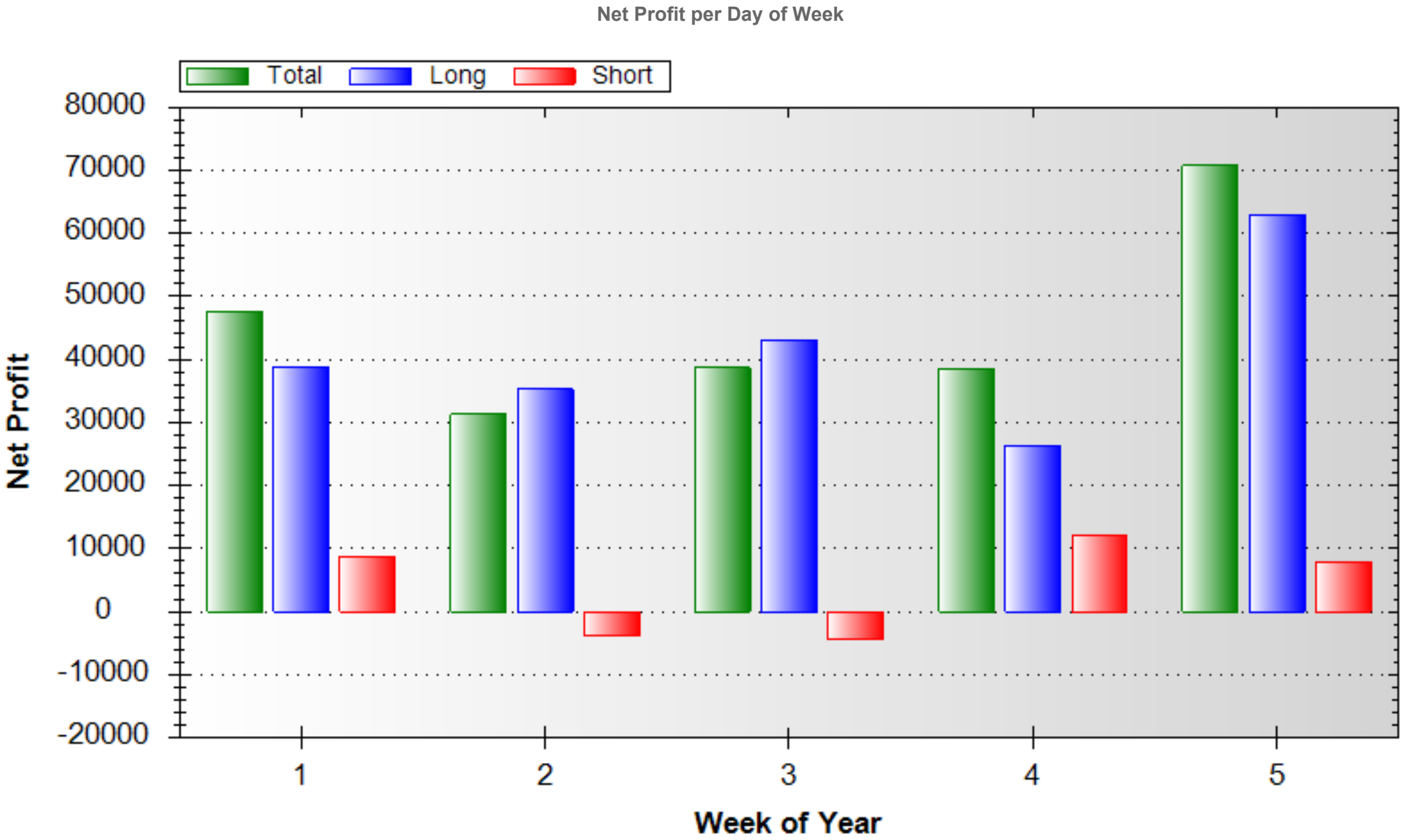
Net Profit per Day of Week
Total
Long
Short
80000
70000
60000
50000
40000
30000
20000
10000
0
-10000
-20000
Net Profit
1
2
3
4
5
Week of Year

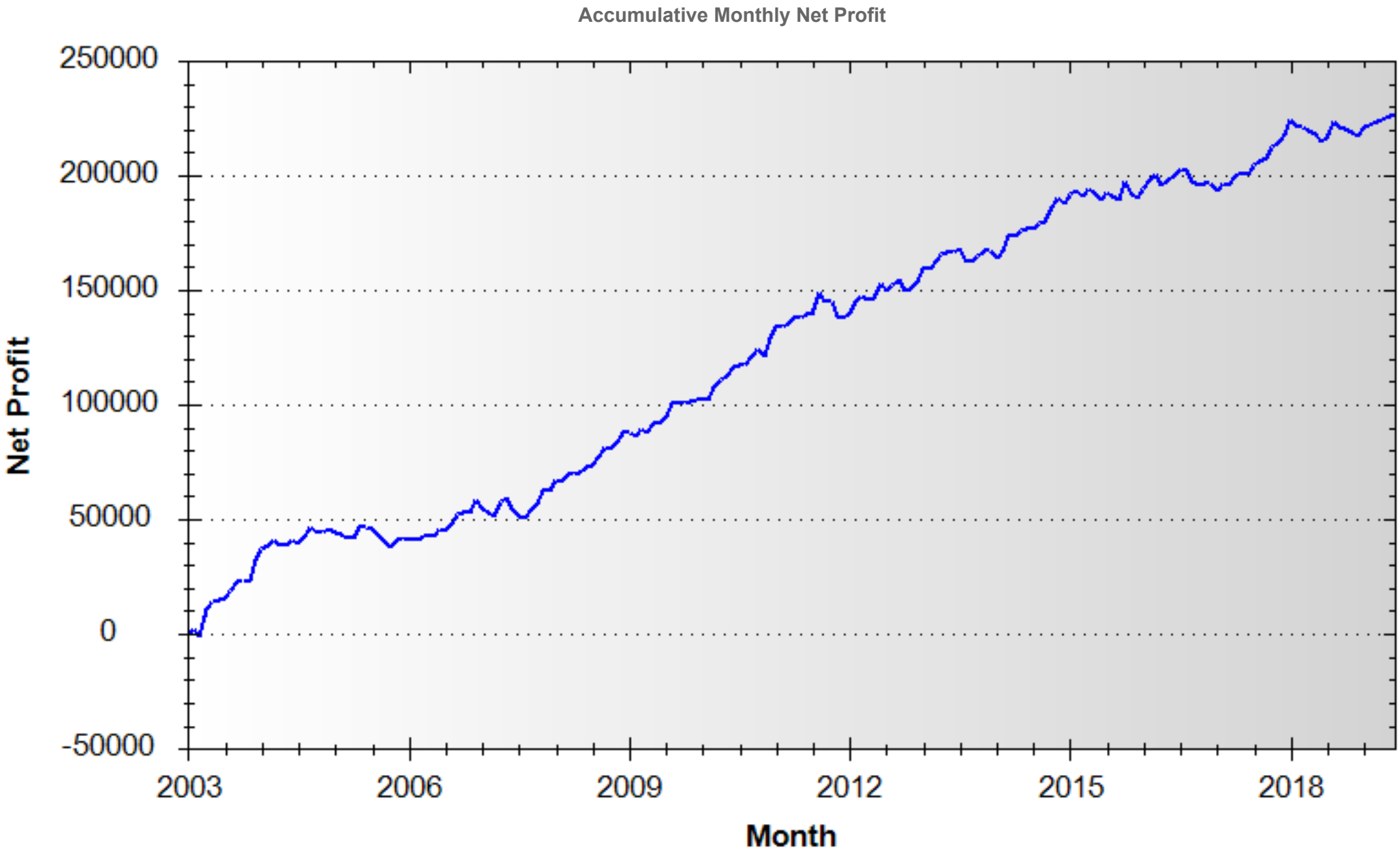
Accumulative Monthly Net Profit
250000
200000
150000
100000
50000
0
-50000
Net Profit
2003
2006
2009
2012
2015
2018
Month

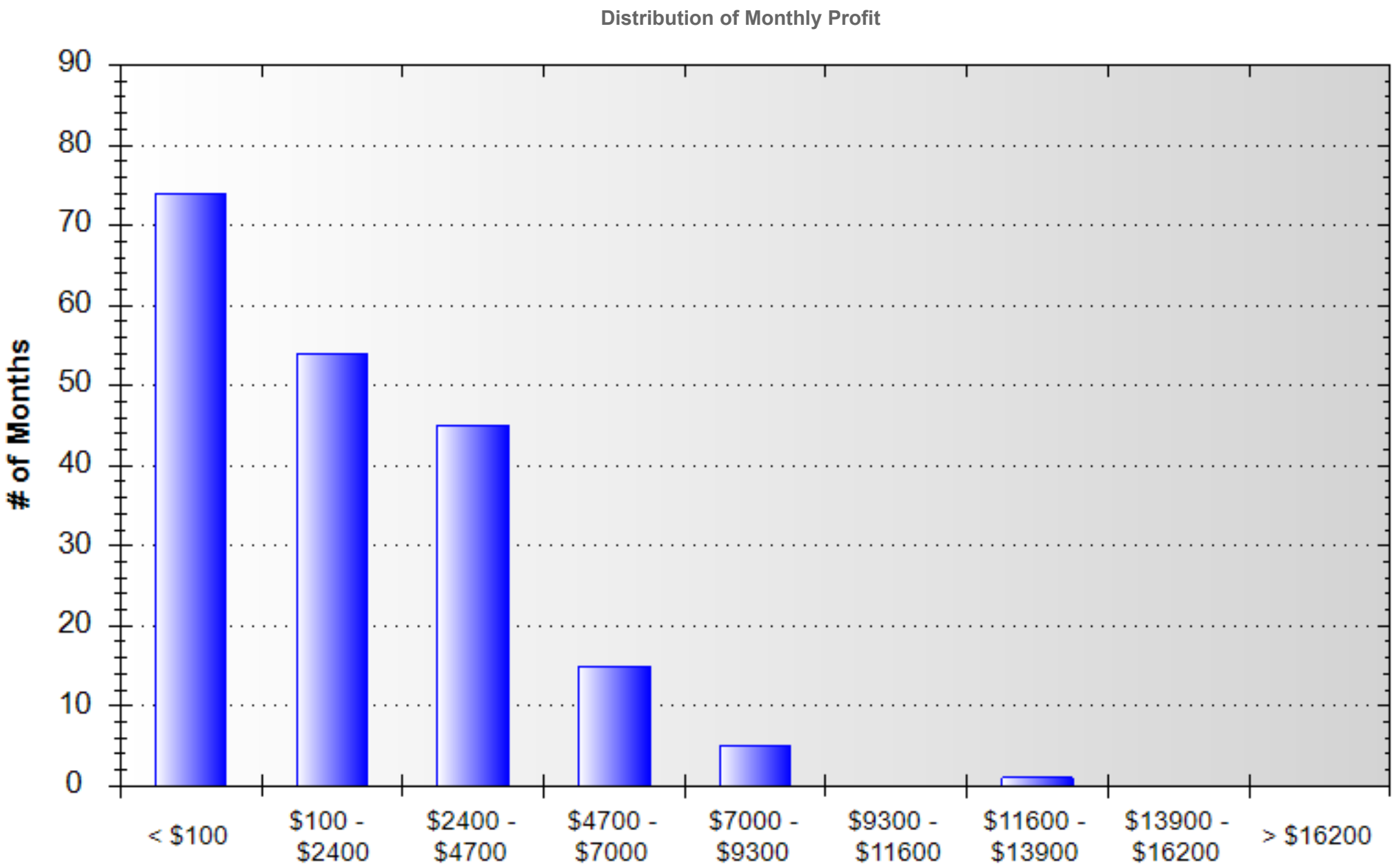
Distribution of Monthly Profit
# of Months
90
80
70
60
50
40
30
20
10
0
< $100
$100 - $2400
$2400 - $4700
$4700 - $7000
$7000 - $9300
$9300 - $11600
$11600 - $13900
$13900 - $16200
> $16200

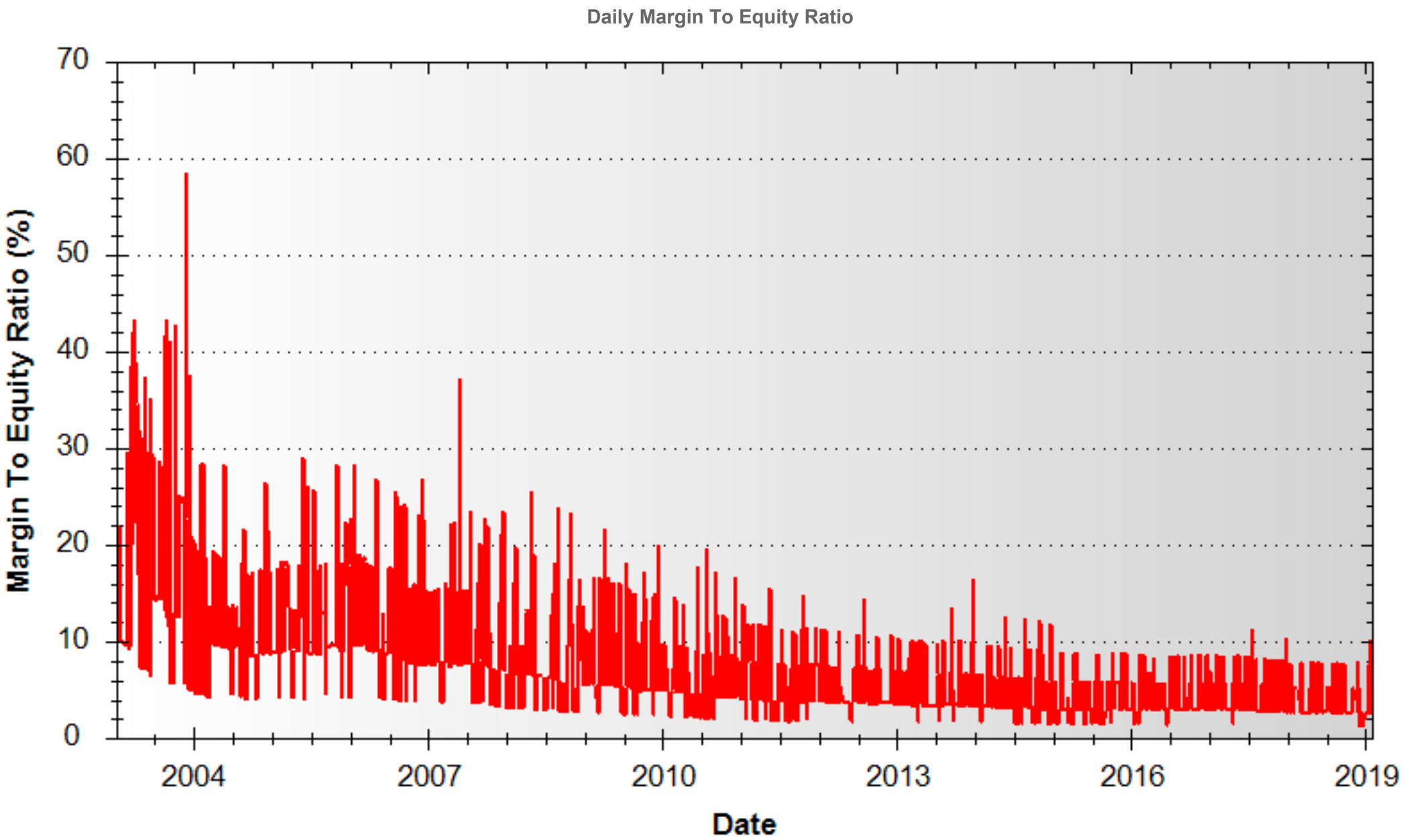
Daily Margin To Equity Ratio
Margin To Equity Ratio (%)
70
60
50
40
30
20
10
0
2004
2007
2010
2013
2016
2019
Date

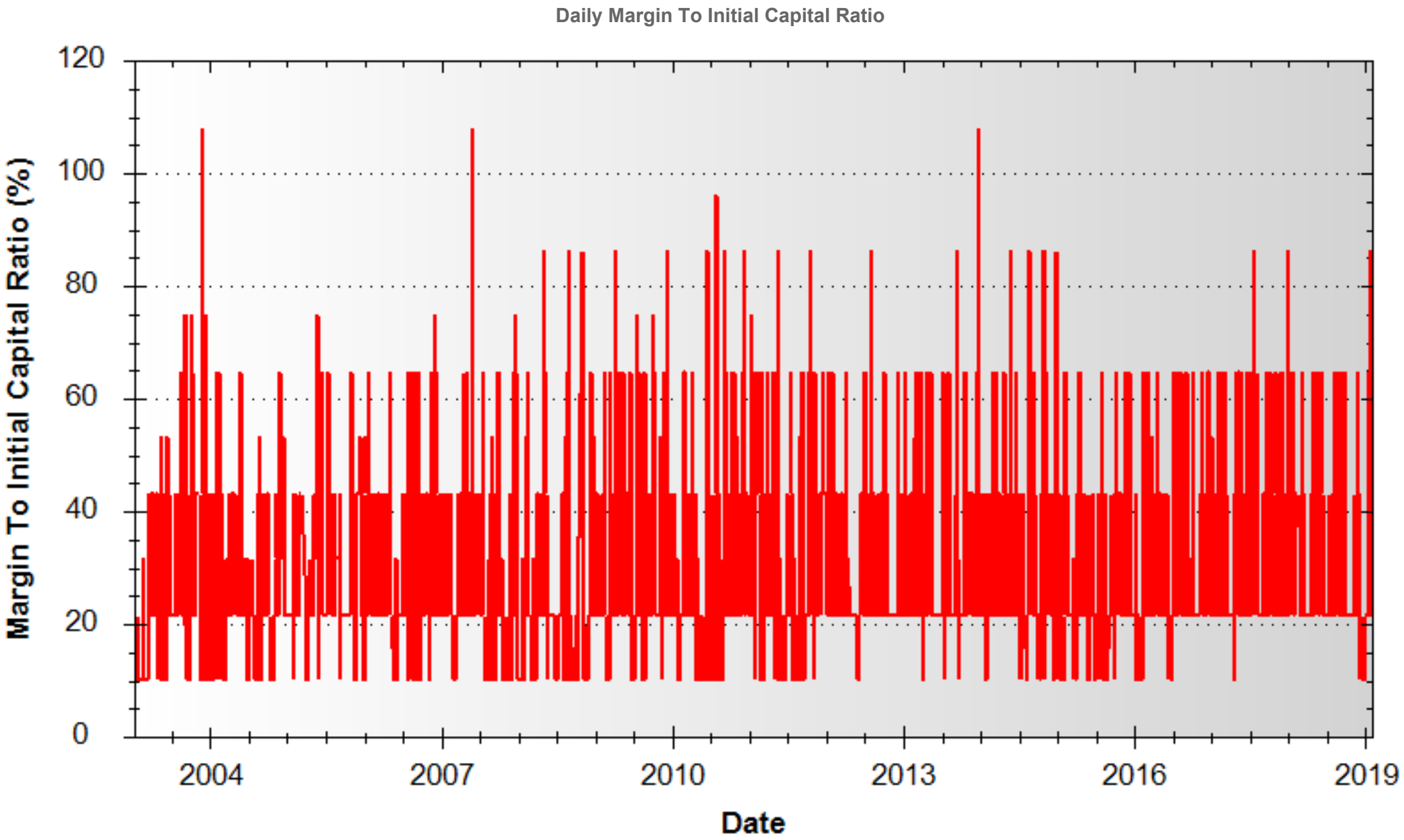
Daily Margin To Initial Capital Ratio
Margin To Initial Capital Ratio (%)
120
100
80
60
40
20
0
2004
2007
2010
2013
2016
2019
Date

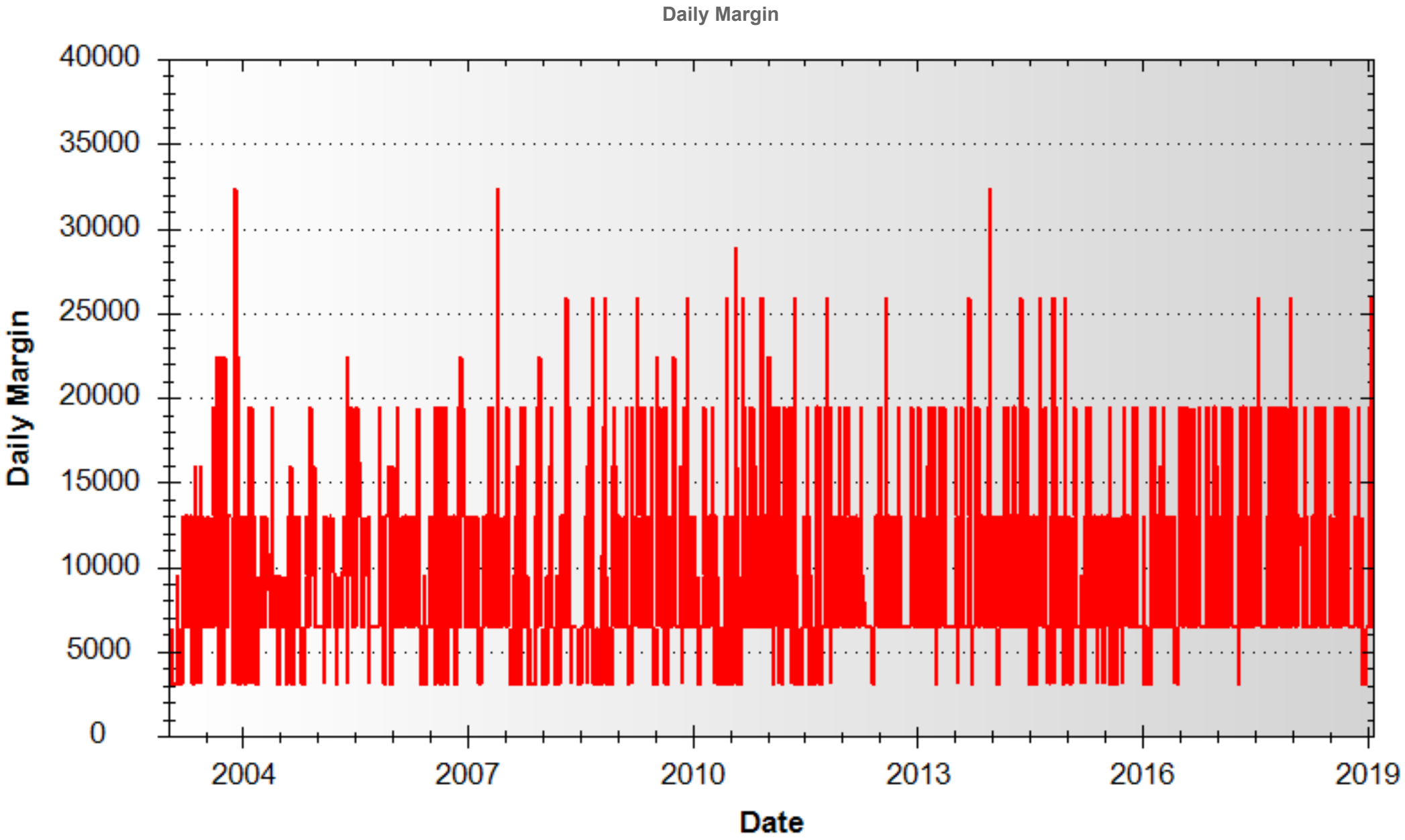
Daily Margin
40000
35000
30000
25000
20000
15000
10000
5000
0
Daily Margin
2004
2007
2010
2013
2016
2019
Date

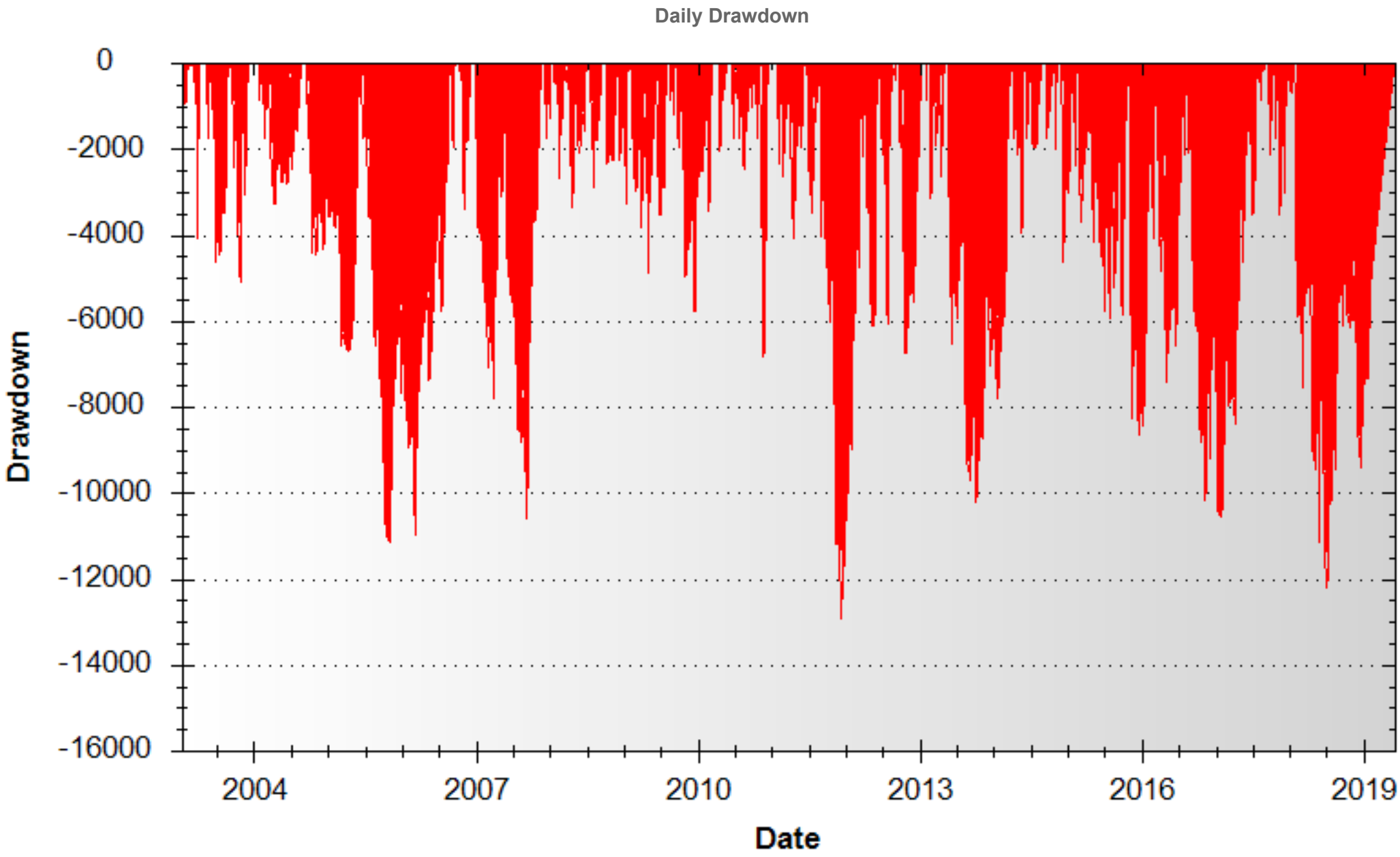
Daily Drawdown
0
-2000
-4000
-6000
-8000
-10000
-12000
-14000
-16000
Drawdown
2004
2007
2010
2013
2016
2019
Date

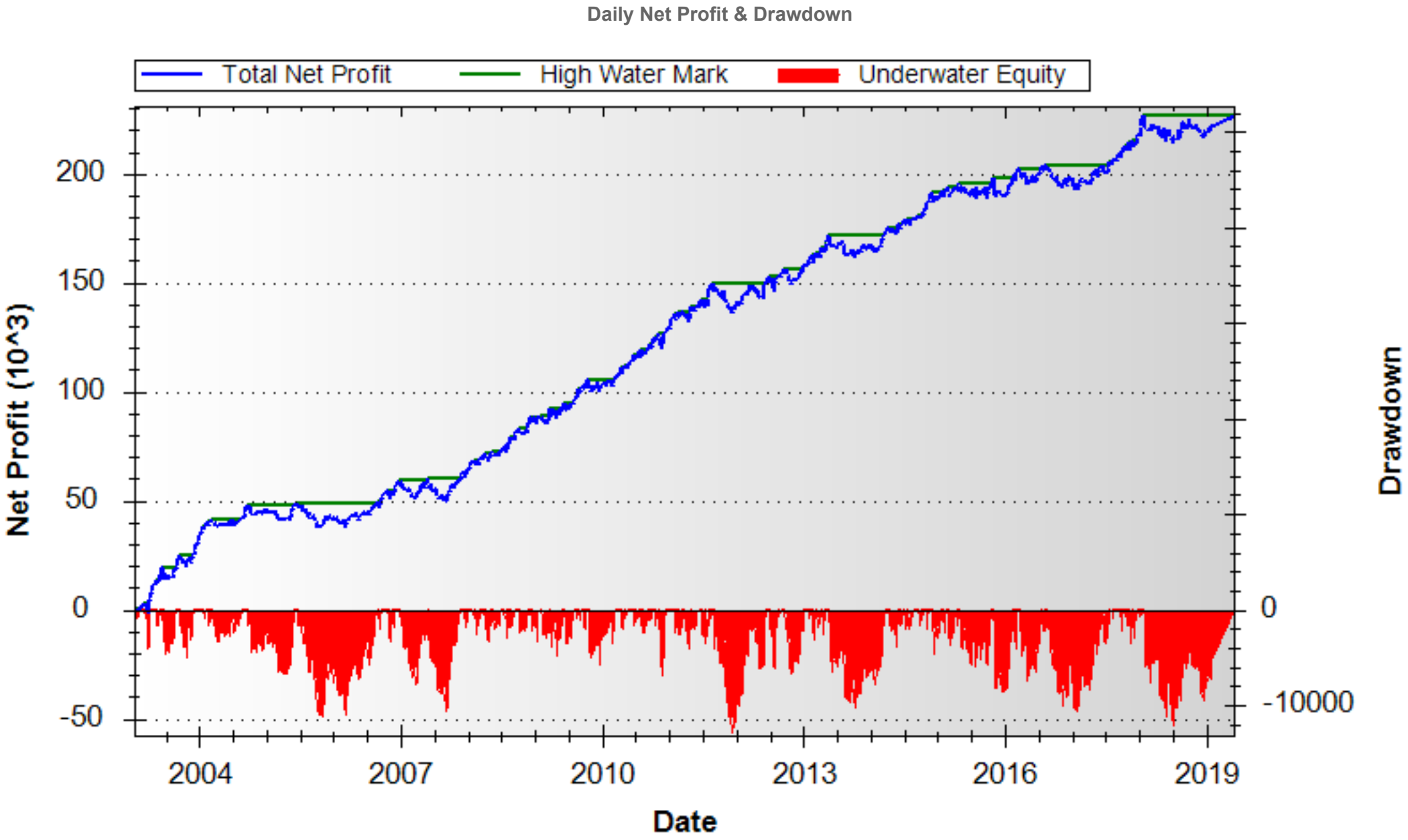
Daily Net Profit & Drawdown
Total Net Profit
High Water Mark
Underwater Equity
Net Profit (10^3)
200
150
100
50
0
-50
Drawdown
0
-10000
2004
2007
2010
2013
2016
2019
Date

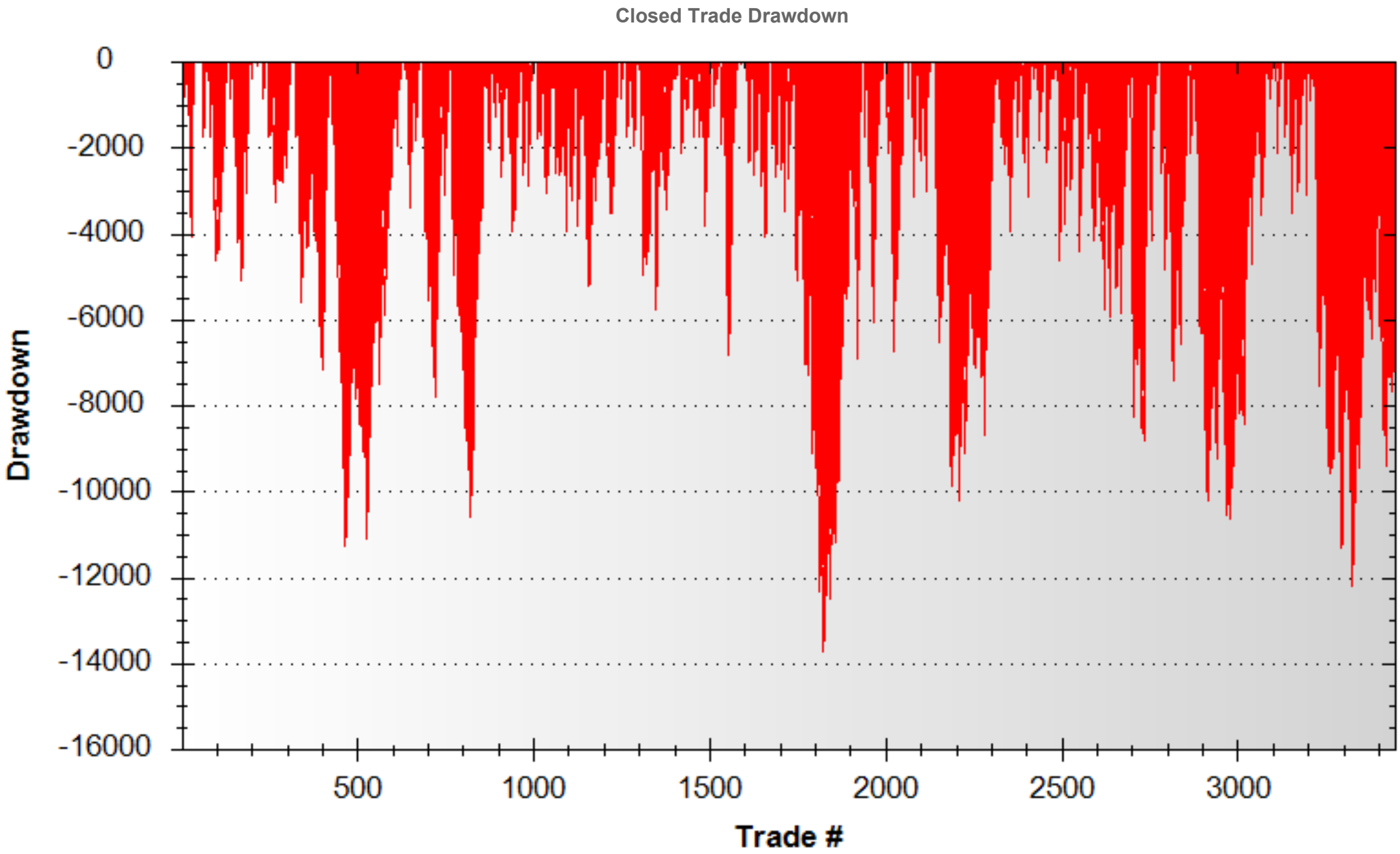
Closed Trade Drawdown
0
-2000
-4000
-6000
-8000
-10000
-12000
-14000
-16000
Drawdown
500
1000
1500
2000
2500
3000
Trade #

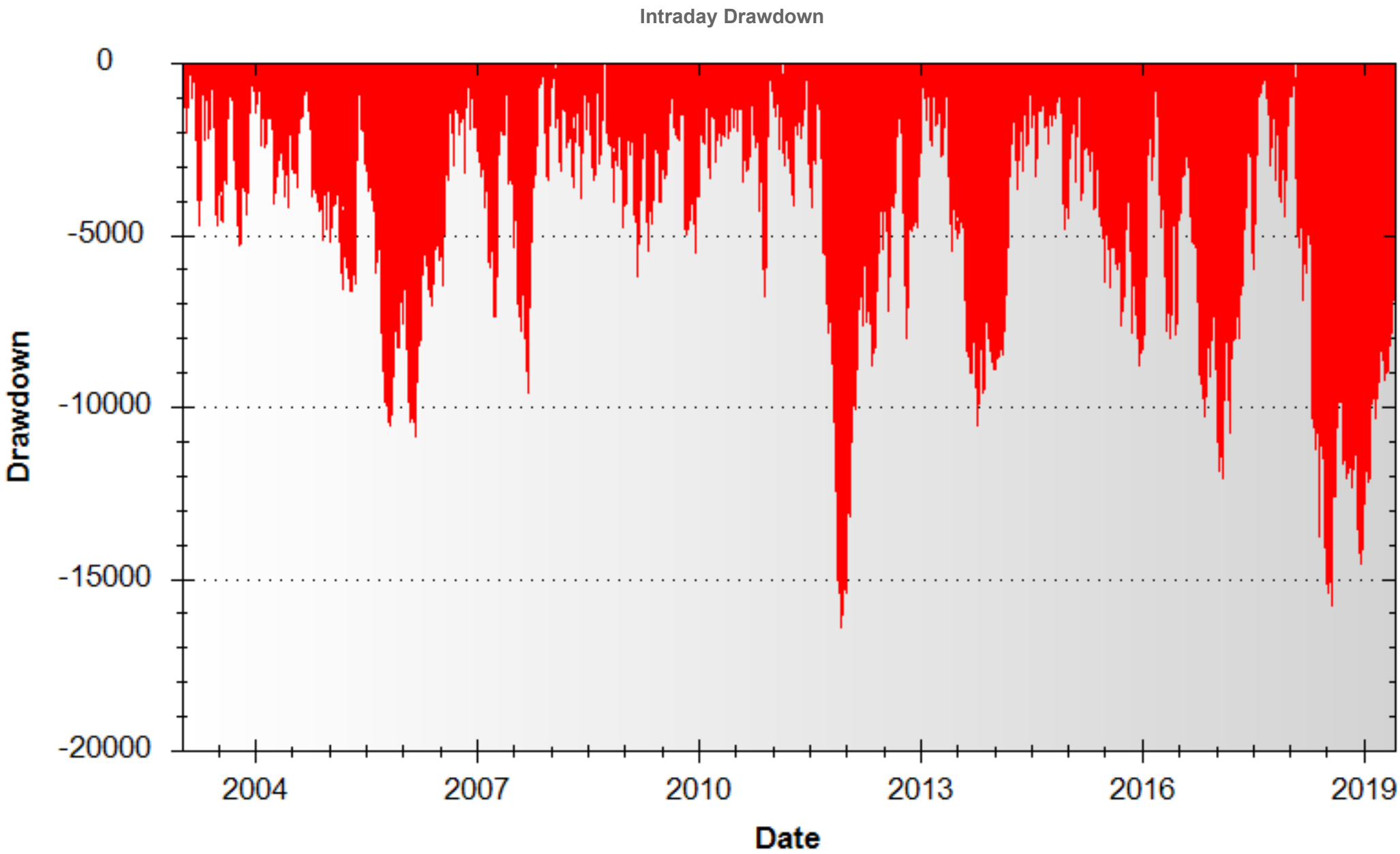
Intraday Drawdown
0
-5000
-10000
-15000
-20000
Drawdown
2004
2007
2010
2013
2016
2019
Date

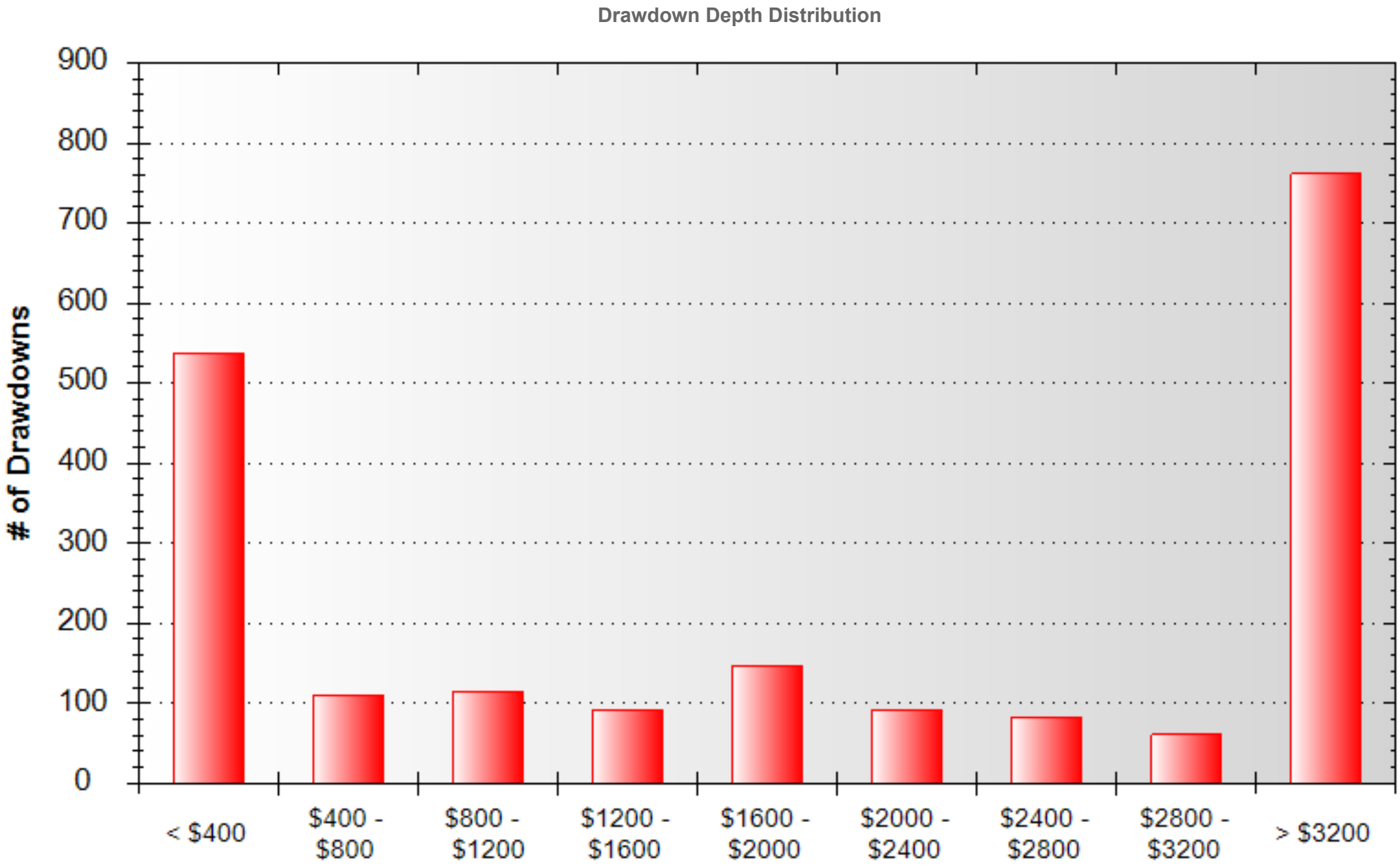
Drawdown Depth Distribution
# of Drawdowns
900
800
700
600
500
400
300
200
100
0
< $400
$400 - $800
$800 - $1200
$1200 - $1600
$1600 - $2000
$2000 - $2400
$2400 - $2800
$2800 - $3200
> $3200

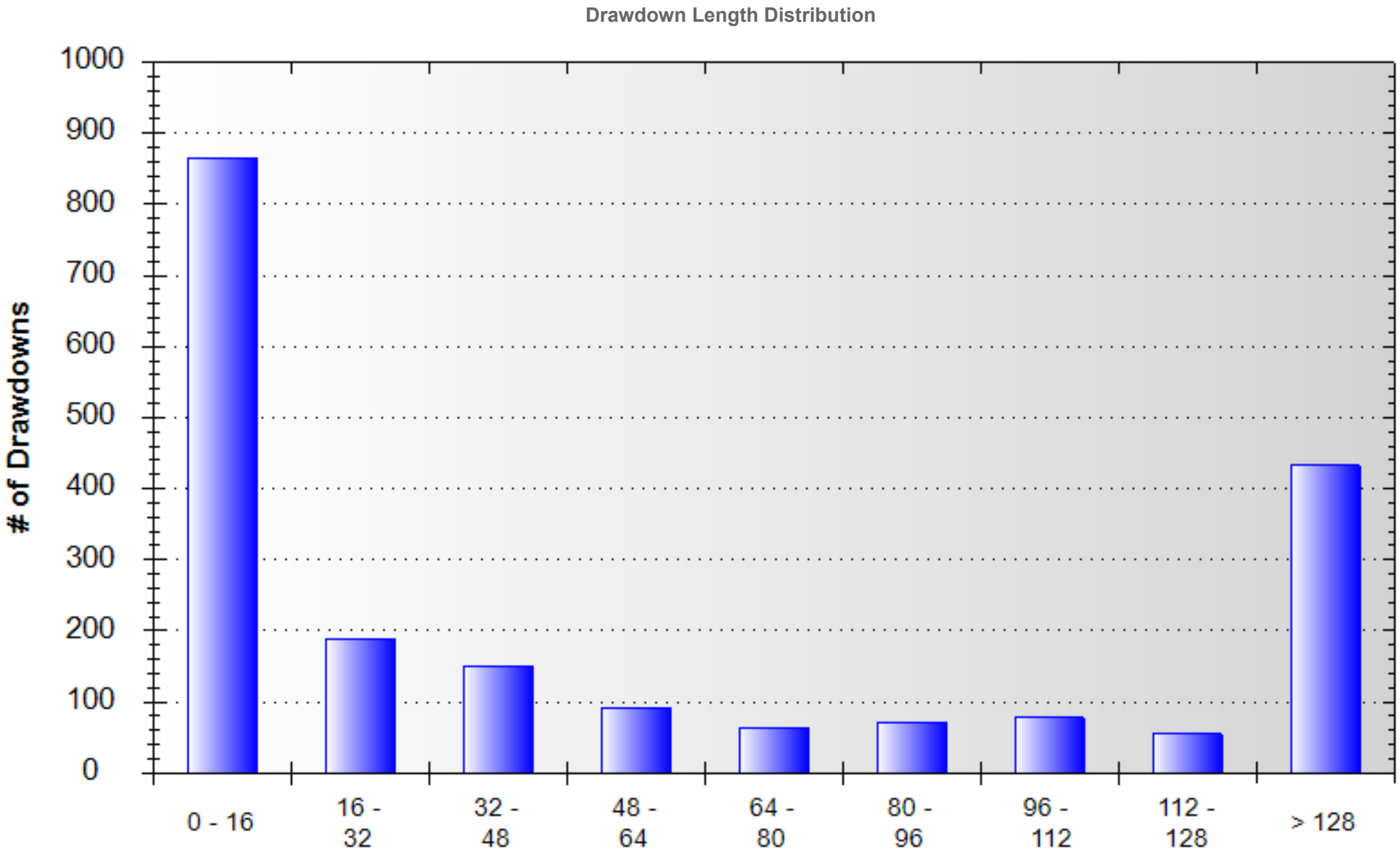
Drawdown Length Distribution
# of Drawdowns
1000
900
800
700
600
500
400
300
200
100
0
0 - 16
16 - 32
32 - 48
48 - 64
64 - 80
80 - 96
96 - 112
112 - 128
> 128

Closed Trade Drawdown of Each System

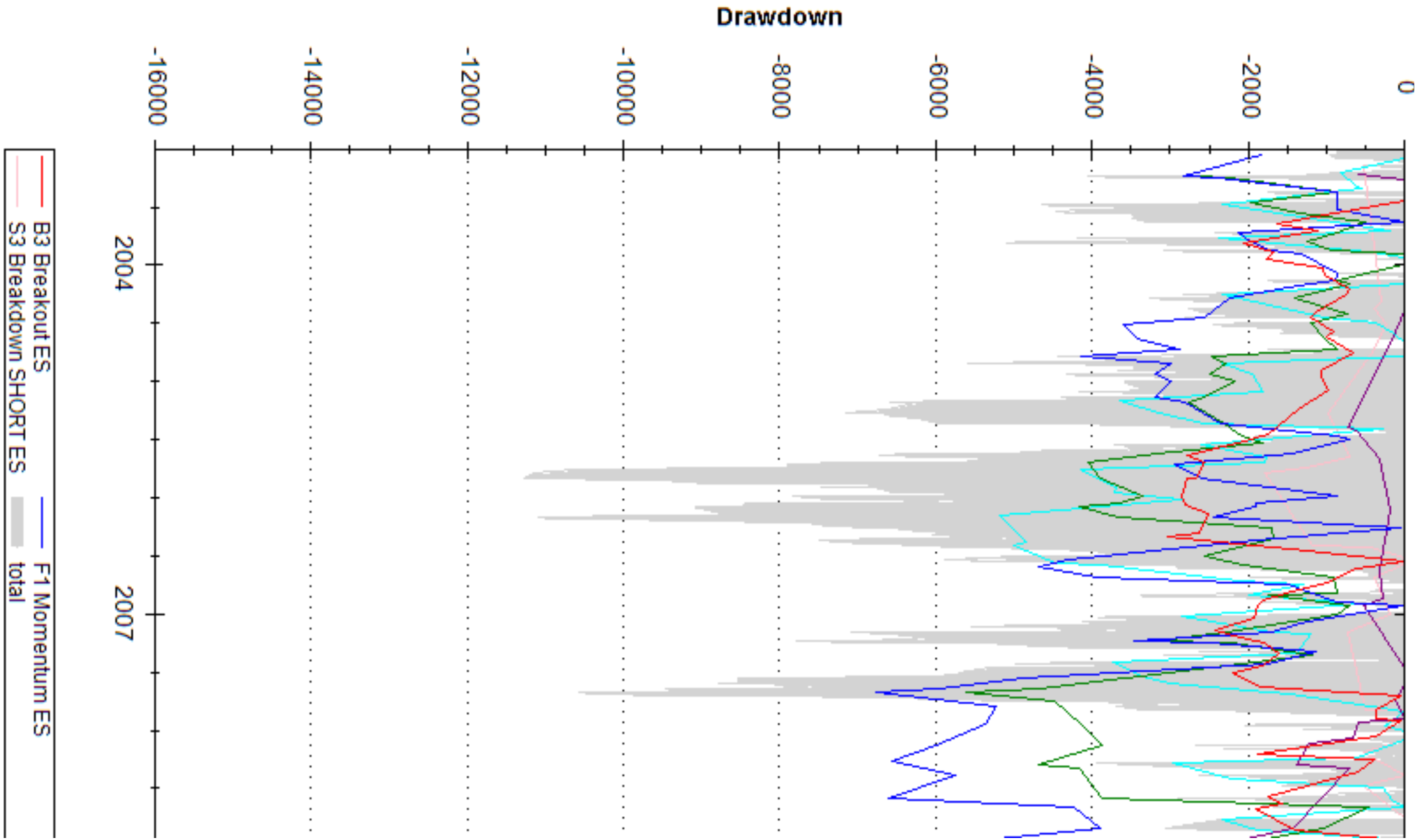

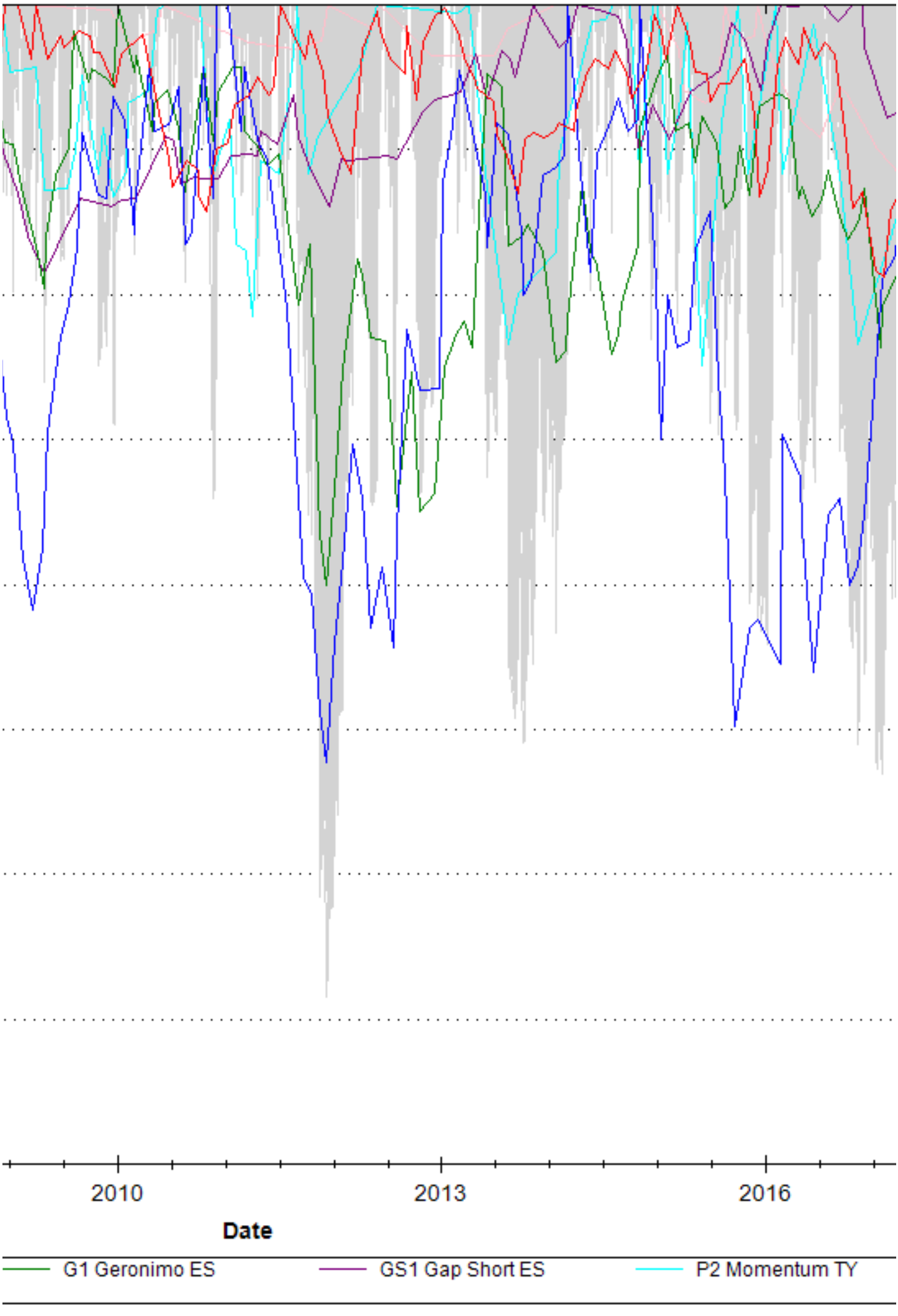
2010
2013
2016
Date
G1 Geronimo ES
GS1 Gap Short ES
P2 Momentum TY

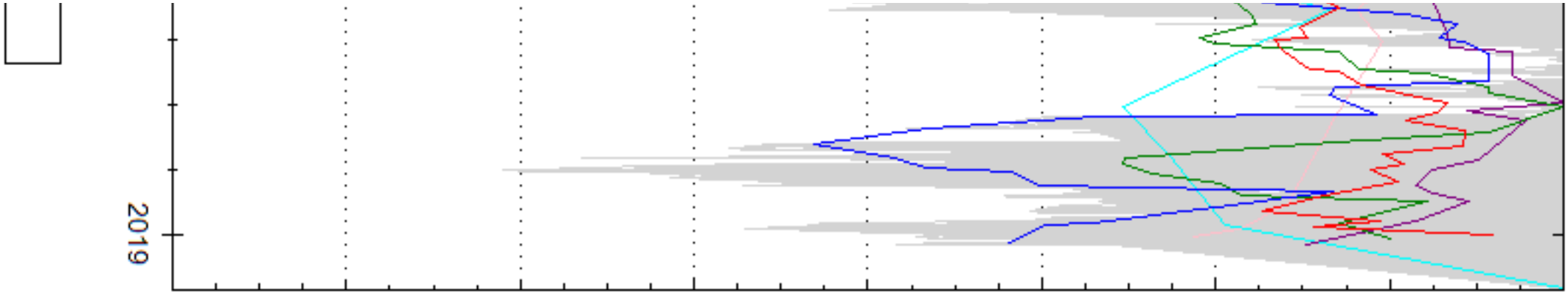

* Total draw down may be less than largest system draw down due to positive offset of equity run ups of other systems at the same time.

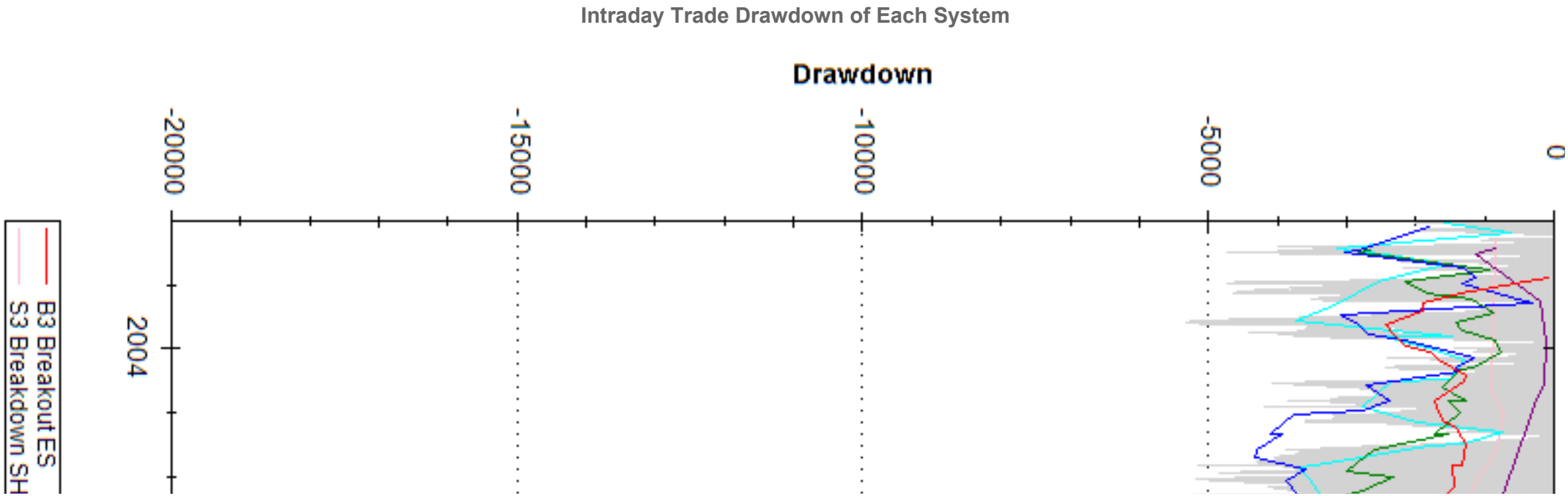

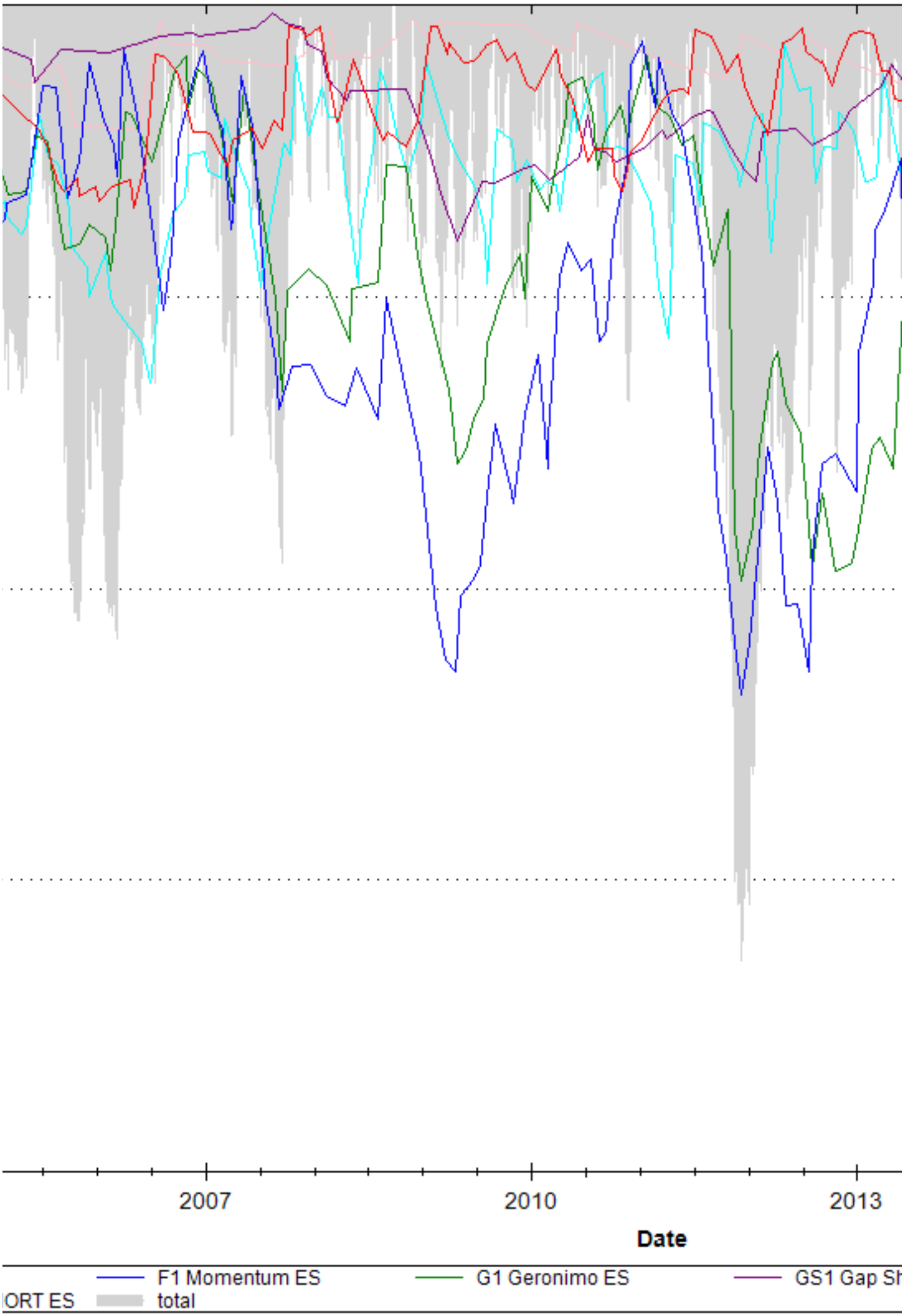
2007
2010
2013
Date
F1 Momentum ES
G1 Geronimo ES
GS1 Gap Sh
ORT ES
total

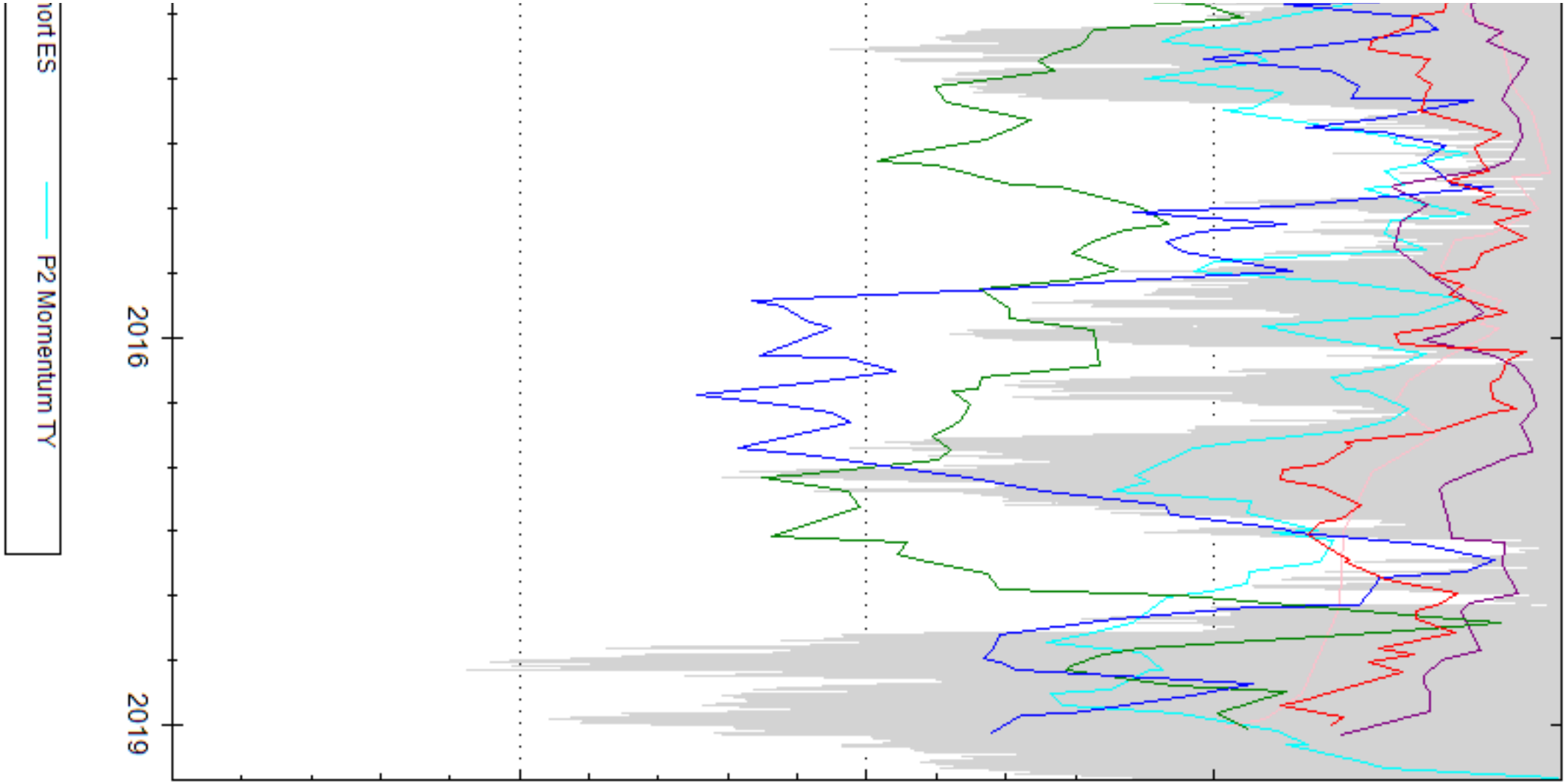

* Total draw down may be less than largest system draw down due to positive offset of equity run ups of other systems at the same time.

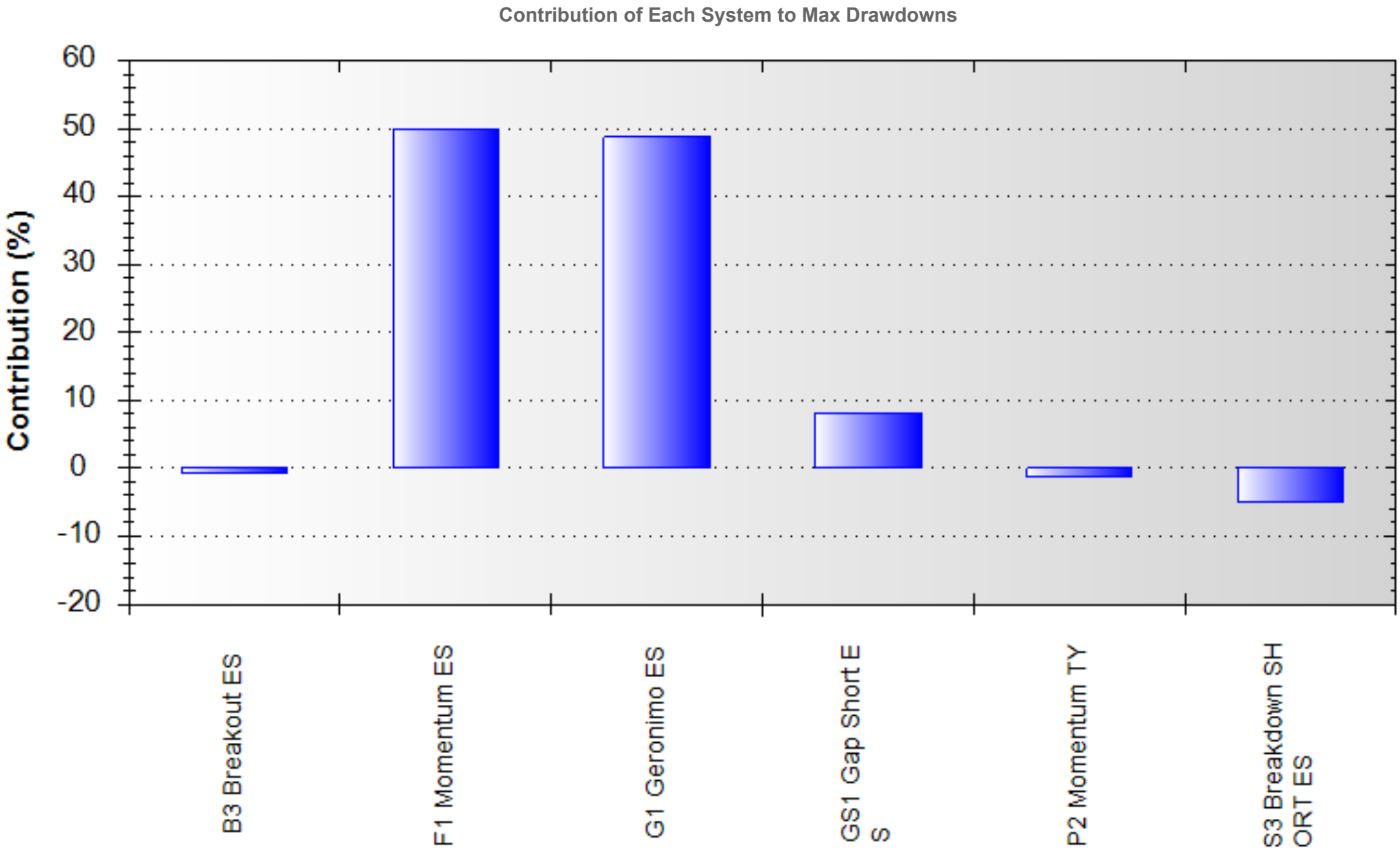
Contribution of Each System to Max Drawdowns
Contribution (%)
60
50
40
30
20
10
0
-10
-20
B3 Breakout ES
F1 Momentum ES
G1 Geronimo ES
GS1 Gap Short E
S
P2 Momentum TY
S3 Breakdown SH
ORT ES

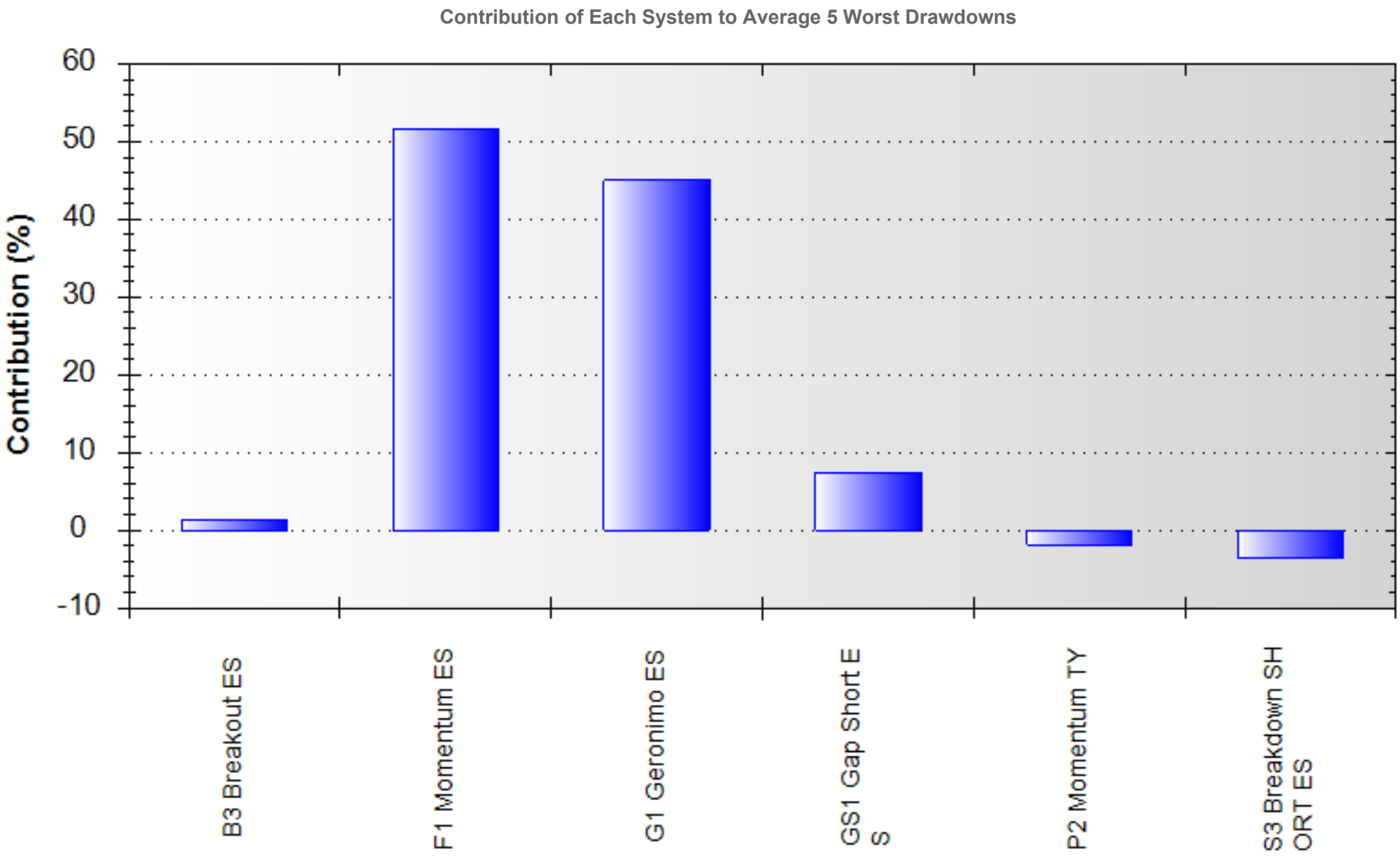
Contribution of Each System to Average 5 Worst Drawdowns
Contribution (%)
60
50
40
30
20
10
0
-10
B3 Breakout ES
F1 Momentum ES
G1 Geronimo ES
GS1 Gap Short E S
P2 Momentum TY
S3 Breakdown SH ORT ES

Market Performance

Market	Strategy	Net Profit	% Return	Closed MaxDD	Open MaxDD	Profit Factor	# Trades	% Profitable
@ES	B3 Breakout ES	$23,470.00	78.23%	($3,767.50)	($4,067.50)	1.27	576	49.31%
@ES	F1 Momentum ES	$64,585.00	215.28%	($10,472.50)	($12,457.50)	1.21	1393	76.53%
@ES	G1 Geronimo ES	$29,317.50	97.73%	($8,020.00)	($11,522.50)	1.17	939	80.19%
@ES	GS1 Gap Short ES	$4,835.00	16.12%	($3,715.00)	($4,062.50)	1.18	143	53.85%
@TY	P2 Momentum TY	$88,902.50	296.34%	($5,203.75)	($7,436.88)	2.06	301	80.07%
@ES	S3 Breakdown SHORT ES	$15,655.00	52.18%	($4,255.00)	($4,837.50)	1.97	94	55.32%

Correlation of Monthly Returns - Markets

	@ES B3 Breakout ES	@ES F1 Momentum ES	@ES G1 Geronimo ES	@ES GS1 Gap Short ES	@TY P2 Momentum TY	@ES S3 Breakdown SHORT ES
@ES B3 Breakout ES	1					
@ES F1 Momentum ES	-0.02	1				
@ES G1 Geronimo ES	-0.02	0.64	1			
@ES GS1 Gap Short ES	-0.23	0.07	0.11	1		
@TY P2 Momentum TY	0.01	-0.26	-0.13	0.01	1	
@ES S3 Breakdown SHORT ES	0.02	-0.10	-0.06	-0.03	0.19	1

Correlation of Monthly Returns - Strategies

	B3 Breakout ES	F1 Momentum ES	G1 Geronimo ES	GS1 Gap Short ES	P2 Momentum TY	S3 Breakdown SHORT ES
B3 Breakout ES	1					
F1 Momentum ES	-0.02	1				
G1 Geronimo ES	-0.02	0.64	1			
GS1 Gap Short ES	-0.23	0.07	0.11	1		
P2 Momentum TY	0.01	-0.26	-0.13	0.01	1	
S3 Breakdown SHORT ES	0.02	-0.10	-0.06	-0.03	0.19	1

Most Correlated Markets

Most Positively Correlated Markets				
0.64	@ES	G1 Geronimo ES	@ES	F1 Momentum ES
0.19	@ES	S3 Breakdown SHORT ES	@TY	P2 Momentum TY
0.11	@ES	GS1 Gap Short ES	@ES	G1 Geronimo ES
0.07	@ES	GS1 Gap Short ES	@ES	F1 Momentum ES
0.02	@ES	S3 Breakdown SHORT ES	@ES	B3 Breakout ES
0.01	@TY	P2 Momentum TY	@ES	B3 Breakout ES
0.01	@TY	P2 Momentum TY	@ES	GS1 Gap Short ES
-0.02	@ES	G1 Geronimo ES	@ES	B3 Breakout ES
-0.02	@ES	F1 Momentum ES	@ES	B3 Breakout ES
-0.03	@ES	S3 Breakdown SHORT ES	@ES	GS1 Gap Short ES
-0.06	@ES	S3 Breakdown SHORT ES	@ES	G1 Geronimo ES
-0.10	@ES	S3 Breakdown SHORT ES	@ES	F1 Momentum ES
-0.13	@TY	P2 Momentum TY	@ES	G1 Geronimo ES
-0.23	@ES	GS1 Gap Short ES	@ES	B3 Breakout ES
-0.26	@TY	P2 Momentum TY	@ES	F1 Momentum ES

Most Positively Correlated Markets (negative months)				
0.40	@ES	G1 Geronimo ES	@ES	F1 Momentum ES
0.08	@ES	S3 Breakdown SHORT ES	@ES	F1 Momentum ES
0.00	@TY	P2 Momentum TY	@ES	GS1 Gap Short ES
0.00	@ES	S3 Breakdown SHORT ES	@ES	B3 Breakout ES
-0.02	@TY	P2 Momentum TY	@ES	B3 Breakout ES
-0.03	@TY	P2 Momentum TY	@ES	G1 Geronimo ES
-0.04	@ES	S3 Breakdown SHORT ES	@ES	G1 Geronimo ES
-0.06	@ES	GS1 Gap Short ES	@ES	F1 Momentum ES
-0.08	@ES	S3 Breakdown SHORT ES	@TY	P2 Momentum TY
-0.08	@ES	G1 Geronimo ES	@ES	B3 Breakout ES
-0.09	@ES	GS1 Gap Short ES	@ES	G1 Geronimo ES
-0.09	@ES	S3 Breakdown SHORT ES	@ES	GS1 Gap Short ES
-0.09	@ES	GS1 Gap Short ES	@ES	B3 Breakout ES
-0.10	@ES	F1 Momentum ES	@ES	B3 Breakout ES
-0.17	@TY	P2 Momentum TY	@ES	F1 Momentum ES

Most Positively Correlated Markets (positive months)				
0.72	@ES	G1 Geronimo ES	@ES	F1 Momentum ES
0.19	@ES	S3 Breakdown SHORT ES	@TY	P2 Momentum TY
0.13	@ES	S3 Breakdown SHORT ES	@ES	GS1 Gap Short ES
0.12	@ES	GS1 Gap Short ES	@ES	G1 Geronimo ES
0.07	@ES	S3 Breakdown SHORT ES	@ES	B3 Breakout ES
0.03	@ES	GS1 Gap Short ES	@ES	F1 Momentum ES
-0.04	@TY	P2 Momentum TY	@ES	GS1 Gap Short ES
-0.05	@ES	G1 Geronimo ES	@ES	B3 Breakout ES
-0.06	@TY	P2 Momentum TY	@ES	B3 Breakout ES
-0.08	@ES	GS1 Gap Short ES	@ES	B3 Breakout ES
-0.08	@ES	F1 Momentum ES	@ES	B3 Breakout ES
-0.13	@ES	S3 Breakdown SHORT ES	@ES	G1 Geronimo ES
-0.19	@ES	S3 Breakdown SHORT ES	@ES	F1 Momentum ES

-0.22	@TY	P2 Momentum TY	@ES	G1 Geronimo ES
-0.23	@TY	P2 Momentum TY	@ES	F1 Momentum ES

Correlation of Negative Daily Returns - Strategies

	B3 Breakout ES	F1 Momentum ES	G1 Geronimo ES	GS1 Gap Short ES	P2 Momentum TY	S3 Breakdown SHORT ES
B3 Breakout ES	1					
F1 Momentum ES	-0.55	1				
G1 Geronimo ES	-0.36	0.54	1			
GS1 Gap Short ES	-0.12	-0.22	-0.15	1		
P2 Momentum TY	-0.11	-0.17	-0.12	-0.03	1	
S3 Breakdown SHORT ES	-0.14	-0.07	-0.12	-0.06	-0.05	1

Correlation of Negative Weekly Returns - Strategies

	B3 Breakout ES	F1 Momentum ES	G1 Geronimo ES	GS1 Gap Short ES	P2 Momentum TY	S3 Breakdown SHORT ES
B3 Breakout ES	1					
F1 Momentum ES	-0.25	1				
G1 Geronimo ES	-0.19	0.51	1			
GS1 Gap Short ES	-0.12	-0.16	-0.13	1		
P2 Momentum TY	-0.14	-0.09	-0.08	-0.03	1	
S3 Breakdown SHORT ES	-0.12	-0.01	-0.08	-0.06	-0.07	1

Correlation of Negative Monthly Returns - Strategies

	B3 Breakout ES	F1 Momentum ES	G1 Geronimo ES	GS1 Gap Short ES	P2 Momentum TY	S3 Breakdown SHORT ES
B3 Breakout ES	1					
F1 Momentum ES	-0.10	1				
G1 Geronimo ES	-0.08	0.40	1			
GS1 Gap Short ES	-0.09	-0.06	-0.09	1		
P2 Momentum TY	-0.02	-0.17	-0.03	0.00	1	
S3 Breakdown SHORT ES	0.00	0.08	-0.04	-0.09	-0.08	1

Correlation of Positive Daily Returns - Strategies

	B3 Breakout ES	F1 Momentum ES	G1 Geronimo ES	GS1 Gap Short ES	P2 Momentum TY	S3 Breakdown SHORT ES
B3 Breakout ES	1					
F1 Momentum ES	-0.09	1				
G1 Geronimo ES	-0.04	0.39	1			
GS1 Gap Short ES	-0.07	0.00	0.01	1		
P2 Momentum TY	-0.07	-0.20	-0.16	-0.05	1	
S3 Breakdown SHORT ES	-0.05	-0.10	-0.08	-0.03	0.04	1

Correlation of Positive Weekly Returns - Strategies

	B3 Breakout ES	F1 Momentum ES	G1 Geronimo ES	GS1 Gap Short ES	P2 Momentum TY	S3 Breakdown SHORT ES
B3 Breakout ES	1					
F1 Momentum ES	-0.01	1				
G1 Geronimo ES	0.00	0.53	1			
GS1 Gap Short ES	-0.06	-0.01	0.02	1		
P2 Momentum TY	-0.06	-0.22	-0.17	-0.04	1	
S3 Breakdown SHORT ES	-0.08	-0.16	-0.14	-0.06	0.14	1

Correlation of Positive Monthly Returns - Strategies

	B3 Breakout ES	F1 Momentum ES	G1 Geronimo ES	GS1 Gap Short ES	P2 Momentum TY	S3 Breakdown SHORT ES
B3 Breakout ES	1					
F1 Momentum ES	-0.08	1				
G1 Geronimo ES	-0.05	0.72	1			
GS1 Gap Short ES	-0.08	0.03	0.12	1		
P2 Momentum TY	-0.06	-0.23	-0.22	-0.04	1	
S3 Breakdown SHORT ES	0.07	-0.19	-0.13	0.13	0.19	1

Trades

#	Type	Date/Time	Signal	Prices	Size	Profit	Symbol	Strategy
1	Buy	1/6/2003 15:00	ES Mom 384: Buy	874.75			@ES	F1 Momentum ES
	LExit	1/8/2003 13:54	Stop Loss	857.75	1	($880.00)		
2	Buy	1/8/2003 15:00	ES Mom 384: Buy	855.75			@ES	F1 Momentum ES
	LExit	1/10/2003 15:00	Profit Target	873.50	1	$857.50		
3	Buy	1/10/2003 15:00	ES Mom 384: Buy	873.50			@ES	F1 Momentum ES
	LExit	1/13/2003 13:54	Profit Target	878.75	1	$232.50		
4	Buy	1/13/2003 15:00	ES Mom 384: Buy	873.50			@ES	F1 Momentum ES
	LExit	1/14/2003 15:00	Profit Target	877.50	1	$170.00		
5	Buy	1/15/2003 15:00	ES Mom 384: Buy	865.00			@ES	F1 Momentum ES
	LExit	1/17/2003 13:54	Stop Loss	848.00	1	($880.00)		
6	Buy	1/3/2003 08:00	P2 PushPull: Buy	63.27			@TY	P2 Momentum TY
	LExit	1/21/2003 08:00	P2 PushPull: Sell	64.23	1	$933.75		
7	Buy	1/17/2003 15:00	ES Mom 384: Buy	849.00			@ES	F1 Momentum ES
	LExit	1/22/2003 13:54	Stop Loss	830.50	1	($955.00)		
8	Buy	1/27/2003 12:00	P2 PushPull: Buy	64.31			@TY	P2 Momentum TY
	LExit	1/31/2003 08:00	P2 PushPull: Sell	64.42	1	$74.38		
9	Buy	2/3/2003 12:00	P2 PushPull: Buy	63.94			@TY	P2 Momentum TY
	LExit	2/4/2003 08:00	P2 PushPull: Sell	64.41	1	$433.75		
10	Buy	2/6/2003 10:00	P2 PushPull: Buy	64.34			@TY	P2 Momentum TY
	LExit	2/7/2003 12:00	P2 PushPull: Sell	64.66	1	$277.50		
11	Buy	2/11/2003 12:00	P2 PushPull: Buy	64.39			@TY	P2 Momentum TY
	LExit	2/12/2003 12:00	P2 PushPull: Sell	64.86	1	$433.75		
12	Buy	2/18/2003 14:59	P2 PushPull: Buy	65.00			@TY	P2 Momentum TY
	LExit	2/19/2003 10:00	P2 PushPull: Sell	65.47	1	$433.75		
13	Sell	2/24/2003 07:57	S3 Breakdown ES: S	788.50			@ES	S3 Breakdown SHORT ES
	SExit	2/24/2003 14:06	S3 Breakdown ES: CL	778.50	1	$470.00		
14	Buy	2/24/2003 08:00	P2 PushPull: Buy	65.70			@TY	P2 Momentum TY
	LExit	2/25/2003 08:00	P2 PushPull: Sell	66.23	1	$496.25		
15	Sell	2/25/2003 07:57	S3 Breakdown ES: S	771.25			@ES	S3 Breakdown SHORT ES
	SExit	2/25/2003 13:30	Stop Loss	781.50	1	($542.50)		
16	Buy	2/26/2003 12:00	P2 PushPull: Buy	66.20			@TY	P2 Momentum TY
	LExit	2/28/2003 12:00	P2 PushPull: Sell	66.70	1	$465.00		
17	Buy	3/6/2003 10:00	P2 PushPull: Buy	67.42			@TY	P2 Momentum TY
	LExit	3/7/2003 08:00	P2 PushPull: Sell	67.92	1	$465.00		
18	Buy	3/7/2003 10:00	P2 PushPull: Buy	67.59			@TY	P2 Momentum TY
	LExit	3/10/2003 08:00	P2 PushPull: Sell	67.98	1	$355.63		

19	Buy	3/10/2003 10:00	P2 PushPull: Buy	67.94			@TY	P2 Momentum TY
	LExit	3/17/2003 08:00	P2 PushPull: Sell	67.14	1	($831.88)		
20	Buy	3/18/2003 15:00	ES Mom 384: Buy	811.25			@ES	F1 Momentum ES
	LExit	3/19/2003 13:54	Profit Target	815.25	1	$170.00		
21	Sell	3/21/2003 07:36	GS1: Gap SHORT	830.50			@ES	GS1 Gap Short ES
	SExit	3/21/2003 13:36	Stop Loss	842.00	1	($605.00)		
22	Buy	3/19/2003 15:00	G1: Geronimo: Buy	821.00			@ES	G1 Geronimo ES
	LExit	3/21/2003 15:00	Profit Target	842.50	1	$1,045.00		
23	Buy	3/21/2003 15:00	G1: Geronimo: Buy	842.50			@ES	G1 Geronimo ES
	LExit	3/24/2003 13:52	Stop Loss	825.00	1	($905.00)		
24	Buy	3/19/2003 15:00	ES Mom 384: Buy	820.75			@ES	F1 Momentum ES
	LExit	3/24/2003 13:54	Profit Target	825.00	1	$182.50		
25	Buy	3/24/2003 15:00	ES Mom 384: Buy	813.50			@ES	F1 Momentum ES
	LExit	3/25/2003 15:00	Profit Target	822.50	1	$420.00		
26	Buy	3/25/2003 15:00	G1: Geronimo: Buy	822.25			@ES	G1 Geronimo ES
	LExit	3/27/2003 13:52	Stop Loss	805.25	1	($880.00)		
27	Buy	3/25/2003 15:00	ES Mom 384: Buy	822.50			@ES	F1 Momentum ES
	LExit	3/27/2003 13:54	Stop Loss	805.50	1	($880.00)		
28	Buy	3/28/2003 15:00	G1: Geronimo: Buy	809.75			@ES	G1 Geronimo ES
	LExit	3/31/2003 13:52	Stop Loss	792.75	1	($880.00)		
29	Buy	3/27/2003 15:00	ES Mom 384: Buy	815.50			@ES	F1 Momentum ES
	LExit	3/31/2003 13:54	Stop Loss	798.00	1	($905.00)		
30	Buy	3/31/2003 15:00	ES Mom 384: Buy	796.50			@ES	F1 Momentum ES
	LExit	4/1/2003 15:00	Profit Target	805.75	1	$432.50		
31	Buy	3/31/2003 15:00	G1: Geronimo: Buy	796.25			@ES	G1 Geronimo ES
	LExit	4/1/2003 15:00	Profit Target	805.00	1	$407.50		
32	Buy	4/1/2003 15:00	G1: Geronimo: Buy	805.00			@ES	G1 Geronimo ES
	LExit	4/2/2003 13:52	Profit Target	820.00	1	$720.00		
33	Buy	4/1/2003 15:00	ES Mom 384: Buy	805.75			@ES	F1 Momentum ES
	LExit	4/2/2003 13:54	Profit Target	820.00	1	$682.50		
34	Sell	4/7/2003 07:36	GS1: Gap SHORT	846.75			@ES	GS1 Gap Short ES
	SExit	4/7/2003 13:20	Profit Target	832.75	1	$670.00		
35	Buy	4/2/2003 15:00	G1: Geronimo: Buy	827.25			@ES	G1 Geronimo ES
	LExit	4/7/2003 13:52	Profit Target	847.75	1	$995.00		
36	Buy	4/2/2003 15:00	ES Mom 384: Buy	826.50			@ES	F1 Momentum ES
	LExit	4/7/2003 13:54	Profit Target	847.75	1	$1,032.50		
37	Buy	4/7/2003 15:00	ES Mom 384: Buy	828.50			@ES	F1 Momentum ES
	LExit	4/9/2003 13:54	Profit Target	832.50	1	$170.00		
38	Buy	4/9/2003 15:00	ES Mom 384: Buy	814.00			@ES	F1 Momentum ES
	LExit	4/10/2003 15:00	Profit Target	818.50	1	$195.00		
39	Buy	4/9/2003 15:00	G1: Geronimo: Buy	814.50			@ES	G1 Geronimo ES
	LExit	4/10/2003 15:00	Profit Target	819.00	1	$195.00		
40	Buy	4/10/2003 15:00	G1: Geronimo: Buy	819.00			@ES	G1 Geronimo ES
	LExit	4/11/2003 13:52	Profit Target	826.25	1	$332.50		
41	Buy	4/10/2003 15:00	ES Mom 384:	818.50			@ES	F1 Momentum ES

41	Buy	4/10/2003 15:00	Buy	818.50			@ES	F1 Momentum ES
	LExit	4/11/2003 13:54	Profit Target	826.25	1	$357.50		
42	Buy	4/11/2003 15:00	ES Mom 384: Buy	815.25			@ES	F1 Momentum ES
	LExit	4/15/2003 15:00	Profit Target	838.00	1	$1,107.50		
43	Buy	4/11/2003 15:00	G1: Geronimo: Buy	816.00			@ES	G1 Geronimo ES
	LExit	4/15/2003 15:00	Profit Target	838.25	1	$1,082.50		
44	Buy	4/15/2003 15:00	ES Mom 384: Buy	838.00			@ES	F1 Momentum ES
	LExit	4/15/2003 15:00	Profit Target	842.00	1	$170.00		
45	Buy	4/15/2003 15:00	G1: Geronimo: Buy	838.25			@ES	G1 Geronimo ES
	LExit	4/15/2003 15:00	Profit Target	842.25	1	$170.00		
46	Buy	4/16/2003 15:00	ES Mom 384: Buy	826.50			@ES	F1 Momentum ES
	LExit	4/21/2003 13:54	Profit Target	843.00	1	$795.00		
47	Buy	4/21/2003 15:00	G1: Geronimo: Buy	838.25			@ES	G1 Geronimo ES
	LExit	4/24/2003 13:52	Profit Target	859.50	1	$1,032.50		
48	Buy	4/21/2003 15:00	ES Mom 384: Buy	838.25			@ES	F1 Momentum ES
	LExit	4/24/2003 13:54	Profit Target	859.50	1	$1,032.50		
49	Buy	4/24/2003 15:00	G1: Geronimo: Buy	858.25			@ES	G1 Geronimo ES
	LExit	4/28/2003 13:52	Profit Target	862.25	1	$170.00		
50	Buy	4/24/2003 15:00	ES Mom 384: Buy	859.00			@ES	F1 Momentum ES
	LExit	4/28/2003 13:54	Profit Target	863.00	1	$170.00		
51	Buy	3/17/2003 10:00	P2 PushPull: Buy	66.17			@TY	P2 Momentum TY
	LExit	4/30/2003 10:00	P2 PushPull: Sell	66.42	1	$215.00		
52	Buy	4/28/2003 15:00	G1: Geronimo: Buy	862.00			@ES	G1 Geronimo ES
	LExit	5/2/2003 13:52	Profit Target	866.00	1	$170.00		
53	Buy	4/28/2003 15:00	ES Mom 384: Buy	861.75			@ES	F1 Momentum ES
	LExit	5/2/2003 13:54	Profit Target	865.75	1	$170.00		
54	Buy	5/2/2003 15:00	ES Mom 384: Buy	876.00			@ES	F1 Momentum ES
	LExit	5/6/2003 13:54	Profit Target	880.00	1	$170.00		
55	Buy	5/1/2003 10:00	P2 PushPull: Buy	66.81			@TY	P2 Momentum TY
	LExit	5/6/2003 14:00	P2 PushPull: Sell	66.91	1	$58.75		
56	Buy	5/8/2003 08:00	P2 PushPull: Buy	68.09			@TY	P2 Momentum TY
	LExit	5/12/2003 08:00	P2 PushPull: Sell	68.72	1	$590.00		
57	Buy	5/6/2003 15:00	ES Mom 384: Buy	881.50			@ES	F1 Momentum ES
	LExit	5/12/2003 13:54	Profit Target	885.50	1	$170.00		
58	Buy	5/12/2003 15:00	ES Mom 384: Buy	891.75			@ES	F1 Momentum ES
	LExit	5/14/2003 13:54	Profit Target	895.75	1	$170.00		
59	Buy	5/14/2003 15:00	ES Mom 384: Buy	887.00			@ES	F1 Momentum ES
	LExit	5/15/2003 15:00	Profit Target	893.75	1	$307.50		
60	Buy	5/14/2003 14:59	P2 PushPull: Buy	69.16			@TY	P2 Momentum TY
	LExit	5/16/2003 08:00	P2 PushPull: Sell	69.47	1	$277.50		
61	Buy	5/12/2003 15:00	G1: Geronimo: Buy	892.00			@ES	G1 Geronimo ES
	LExit	5/16/2003 13:52	Profit Target	896.00	1	$170.00		
62	Buy	5/15/2003 15:00	ES Mom 384: Buy	893.75			@ES	F1 Momentum ES

	LExit	5/16/2003 13:54	Profit Target	897.75	1	$170.00		
63	Buy	5/16/2003 15:00	G1: Geronimo: Buy	893.25			@ES	G1 Geronimo ES
	LExit	5/19/2003 13:52	Stop Loss	876.25	1	($880.00)		
64	Buy	5/16/2003 15:00	ES Mom 384: Buy	893.25			@ES	F1 Momentum ES
	LExit	5/19/2003 13:54	Stop Loss	876.25	1	($880.00)		
65	Buy	5/19/2003 15:00	ES Mom 384: Buy	867.50			@ES	F1 Momentum ES
	LExit	5/21/2003 13:54	Profit Target	871.50	1	$170.00		
66	Buy	5/21/2003 12:00	P2 PushPull: Buy	70.09			@TY	P2 Momentum TY
	LExit	5/22/2003 08:00	P2 PushPull: Sell	70.36	1	$230.63		
67	Buy	5/21/2003 15:00	G1: Geronimo: Buy	870.75			@ES	G1 Geronimo ES
	LExit	5/23/2003 13:52	Profit Target	878.50	1	$357.50		
68	Buy	5/21/2003 15:00	ES Mom 384: Buy	870.00			@ES	F1 Momentum ES
	LExit	5/23/2003 13:54	Profit Target	878.50	1	$395.00		
69	Buy	5/23/2003 15:00	G1: Geronimo: Buy	880.50			@ES	G1 Geronimo ES
	LExit	5/27/2003 13:52	Profit Target	884.50	1	$170.00		
70	Buy	5/23/2003 15:00	ES Mom 384: Buy	880.50			@ES	F1 Momentum ES
	LExit	5/27/2003 13:54	Profit Target	884.50	1	$170.00		
71	Buy	5/27/2003 15:00	ES Mom 384: Buy	900.25			@ES	F1 Momentum ES
	LExit	5/28/2003 13:54	Profit Target	904.25	1	$170.00		
72	Buy	5/22/2003 10:00	P2 PushPull: Buy	70.14			@TY	P2 Momentum TY
	LExit	5/29/2003 12:00	P2 PushPull: Sell	70.48	1	$308.75		
73	Buy	5/28/2003 15:00	ES Mom 384: Buy	901.25			@ES	F1 Momentum ES
	LExit	5/29/2003 13:54	Profit Target	905.25	1	$170.00		
74	Buy	5/29/2003 15:00	ES Mom 384: Buy	896.75			@ES	F1 Momentum ES
	LExit	5/30/2003 13:54	Profit Target	902.00	1	$232.50		
75	Buy	5/30/2003 15:00	ES Mom 384: Buy	911.00			@ES	F1 Momentum ES
	LExit	6/2/2003 13:54	Profit Target	918.00	1	$320.00		
76	Buy	5/30/2003 14:59	P2 PushPull: Buy	70.36			@TY	P2 Momentum TY
	LExit	6/3/2003 08:00	P2 PushPull: Sell	70.48	1	$90.00		
77	Buy	6/2/2003 15:00	ES Mom 384: Buy	914.50			@ES	F1 Momentum ES
	LExit	6/3/2003 13:54	Profit Target	918.50	1	$170.00		
78	Buy	6/3/2003 14:00	P2 PushPull: Buy	70.77			@TY	P2 Momentum TY
	LExit	6/5/2003 08:00	P2 PushPull: Sell	71.28	1	$480.63		
79	Buy	6/3/2003 15:00	ES Mom 384: Buy	918.75			@ES	F1 Momentum ES
	LExit	6/5/2003 13:54	Profit Target	928.25	1	$445.00		
80	Buy	6/6/2003 12:00	P2 PushPull: Buy	70.34			@TY	P2 Momentum TY
	LExit	6/9/2003 08:00	P2 PushPull: Sell	71.08	1	$699.38		
81	Buy	6/5/2003 15:00	G1: Geronimo: Buy	937.25			@ES	G1 Geronimo ES
	LExit	6/9/2003 13:52	Stop Loss	920.25	1	($880.00)		
82	Buy	6/5/2003 15:00	ES Mom 384: Buy	937.50			@ES	F1 Momentum ES
	LExit	6/9/2003 13:54	Stop Loss	920.50	1	($880.00)		
83	Buy	6/9/2003 15:00	ES Mom 384: Buy	923.25			@ES	F1 Momentum ES

	LExit	6/10/2003 13:54	Profit Target	927.25	1	$170.00		
84	Buy	6/10/2003 15:00	G1: Geronimo: Buy	931.50			@ES	G1 Geronimo ES
	LExit	6/11/2003 13:52	Profit Target	935.50	1	$170.00		
85	Buy	6/10/2003 15:00	ES Mom 384: Buy	931.50			@ES	F1 Momentum ES
	LExit	6/11/2003 13:54	Profit Target	935.50	1	$170.00		
86	Buy	6/12/2003 12:00	P2 PushPull: Buy	71.92			@TY	P2 Momentum TY
	LExit	6/13/2003 12:00	P2 PushPull: Sell	72.44	1	$480.63		
87	Buy	6/11/2003 15:00	ES Mom 384: Buy	945.25			@ES	F1 Momentum ES
	LExit	6/13/2003 13:54	Profit Target	949.25	1	$170.00		
88	Buy	6/16/2003 07:57	B3 Breakout ES: Buy	941.75			@ES	B3 Breakout ES
	LExit	6/16/2003 14:06	B3 Breakout ES: CL	958.50	1	$807.50		
89	Buy	6/11/2003 15:00	G1: Geronimo: Buy	945.50			@ES	G1 Geronimo ES
	LExit	6/17/2003 13:52	Profit Target	962.75	1	$832.50		
90	Buy	6/13/2003 15:00	ES Mom 384: Buy	935.25			@ES	F1 Momentum ES
	LExit	6/17/2003 13:54	Profit Target	962.75	1	$1,345.00		
91	Buy	6/17/2003 15:00	ES Mom 384: Buy	959.25			@ES	F1 Momentum ES
	LExit	6/18/2003 13:54	Profit Target	963.25	1	$170.00		
92	Buy	6/17/2003 15:00	G1: Geronimo: Buy	959.75			@ES	G1 Geronimo ES
	LExit	6/19/2003 13:52	Stop Loss	942.75	1	($880.00)		
93	Buy	6/20/2003 15:00	G1: Geronimo: Buy	943.50			@ES	G1 Geronimo ES
	LExit	6/23/2003 13:52	Stop Loss	926.50	1	($880.00)		
94	Buy	6/18/2003 15:00	ES Mom 384: Buy	956.00			@ES	F1 Momentum ES
	LExit	6/23/2003 13:54	Stop Loss	939.00	1	($880.00)		
95	Buy	6/23/2003 15:00	G1: Geronimo: Buy	929.25			@ES	G1 Geronimo ES
	LExit	6/25/2003 13:52	Profit Target	933.25	1	$170.00		
96	Buy	6/23/2003 15:00	ES Mom 384: Buy	929.00			@ES	F1 Momentum ES
	LExit	6/25/2003 13:54	Profit Target	933.00	1	$170.00		
97	Buy	6/17/2003 08:00	P2 PushPull: Buy	71.22			@TY	P2 Momentum TY
	LExit	6/27/2003 12:00	Stop Loss	68.91	1	($2,347.50)		
98	Buy	6/25/2003 15:00	G1: Geronimo: Buy	923.50			@ES	G1 Geronimo ES
	LExit	6/30/2003 13:52	Profit Target	927.50	1	$170.00		
99	Buy	6/25/2003 15:00	ES Mom 384: Buy	924.00			@ES	F1 Momentum ES
	LExit	6/30/2003 13:54	Profit Target	928.00	1	$170.00		
100	Buy	6/30/2003 15:00	ES Mom 384: Buy	924.75			@ES	F1 Momentum ES
	LExit	7/3/2003 13:54	Profit Target	935.25	1	$495.00		
101	Buy	7/7/2003 13:54	ES Mom 384: Buy	941.25			@ES	F1 Momentum ES
	LExit	7/9/2003 13:54	Profit Target	953.75	1	$595.00		
102	Buy	7/9/2003 15:00	ES Mom 384: Buy	950.25			@ES	F1 Momentum ES
	LExit	7/10/2003 13:54	Stop Loss	933.25	1	($880.00)		
103	Buy	7/10/2003 15:00	ES Mom 384: Buy	937.75			@ES	F1 Momentum ES
	LExit	7/11/2003 13:54	Profit Target	941.75	1	$170.00		
104	Buy	7/11/2003 07:57	B3 Breakout ES: Buy	941.75			@ES	B3 Breakout ES
	LExit	7/11/2003 14:06	B3 Breakout ES: CL	946.50	1	$207.50		
105	Buy	7/14/2003 07:57	B3 Breakout	955.75			@ES	B3 Breakout ES

105	Buy	7/14/2003 07:57	ES: Buy	953.75			@ES	B3 Breakout ES
	LExit	7/14/2003 13:12	Stop Loss	948.75	1	($380.00)		
106	Buy	7/18/2003 07:57	B3 Breakout ES: Buy	936.50			@ES	B3 Breakout ES
	LExit	7/18/2003 08:24	Stop Loss	929.50	1	($380.00)		
107	Buy	7/23/2003 15:00	G1: Geronimo: Buy	936.00			@ES	G1 Geronimo ES
	LExit	7/24/2003 13:52	Profit Target	942.50	1	$295.00		
108	Buy	7/22/2003 15:00	ES Mom 384: Buy	935.50			@ES	F1 Momentum ES
	LExit	7/24/2003 13:54	Profit Target	942.50	1	$320.00		
109	Buy	7/24/2003 15:00	G1: Geronimo: Buy	930.00			@ES	G1 Geronimo ES
	LExit	7/25/2003 13:52	Profit Target	934.00	1	$170.00		
110	Buy	7/24/2003 15:00	ES Mom 384: Buy	929.50			@ES	F1 Momentum ES
	LExit	7/25/2003 13:54	Profit Target	933.50	1	$170.00		
111	Buy	7/28/2003 15:00	G1: Geronimo: Buy	943.00			@ES	G1 Geronimo ES
	LExit	7/31/2003 13:52	Profit Target	947.00	1	$170.00		
112	Buy	7/25/2003 15:00	ES Mom 384: Buy	946.50			@ES	F1 Momentum ES
	LExit	7/31/2003 13:54	Profit Target	950.50	1	$170.00		
113	Buy	7/31/2003 07:57	B3 Breakout ES: Buy	941.50			@ES	B3 Breakout ES
	LExit	7/31/2003 14:06	B3 Breakout ES: CL	936.75	1	($267.50)		
114	Buy	8/8/2003 07:57	B3 Breakout ES: Buy	926.75			@ES	B3 Breakout ES
	LExit	8/8/2003 14:06	B3 Breakout ES: CL	926.50	1	($42.50)		
115	Buy	8/18/2003 07:57	B3 Breakout ES: Buy	944.00			@ES	B3 Breakout ES
	LExit	8/18/2003 14:06	B3 Breakout ES: CL	948.50	1	$195.00		
116	Buy	8/14/2003 15:00	ES Mom 384: Buy	937.75			@ES	F1 Momentum ES
	LExit	8/18/2003 15:00	Profit Target	948.00	1	$482.50		
117	Buy	8/14/2003 15:00	G1: Geronimo: Buy	937.75			@ES	G1 Geronimo ES
	LExit	8/18/2003 15:00	Profit Target	948.25	1	$495.00		
118	Buy	8/18/2003 15:00	ES Mom 384: Buy	948.00			@ES	F1 Momentum ES
	LExit	8/19/2003 15:00	Profit Target	952.00	1	$170.00		
119	Buy	8/18/2003 15:00	G1: Geronimo: Buy	948.25			@ES	G1 Geronimo ES
	LExit	8/19/2003 15:00	Profit Target	952.25	1	$170.00		
120	Buy	8/20/2003 15:00	G1: Geronimo: Buy	948.75			@ES	G1 Geronimo ES
	LExit	8/21/2003 13:52	Profit Target	953.50	1	$207.50		
121	Buy	8/20/2003 15:00	ES Mom 384: Buy	948.75			@ES	F1 Momentum ES
	LExit	8/21/2003 13:54	Profit Target	953.50	1	$207.50		
122	Buy	8/22/2003 07:57	B3 Breakout ES: Buy	958.75			@ES	B3 Breakout ES
	LExit	8/22/2003 08:33	Stop Loss	951.75	1	($380.00)		
123	Sell	8/22/2003 07:36	GS1: Gap SHORT	959.50			@ES	GS1 Gap Short ES
	SExit	8/22/2003 12:02	Profit Target	945.50	1	$670.00		
124	Buy	8/21/2003 15:00	G1: Geronimo: Buy	952.25			@ES	G1 Geronimo ES
	LExit	8/22/2003 13:52	Profit Target	960.75	1	$395.00		
125	Buy	8/21/2003 15:00	ES Mom 384: Buy	951.75			@ES	F1 Momentum ES
	LExit	8/22/2003 13:54	Profit Target	960.75	1	$420.00		
126	Buy	8/25/2003 15:00	G1: Geronimo: Buy	942.00			@ES	G1 Geronimo ES
	LExit	8/26/2003 13:52	Profit Target	946.00	1	$170.00		

127	Buy	8/22/2003 15:00	ES Mom 384: Buy	941.75			@ES	F1 Momentum ES
	LExit	8/26/2003 13:54	Profit Target	945.75	1	$170.00		
128	Buy	8/28/2003 07:57	B3 Breakout ES: Buy	948.25			@ES	B3 Breakout ES
	LExit	8/28/2003 08:15	Stop Loss	941.25	1	($380.00)		
129	Buy	8/26/2003 15:00	ES Mom 384: Buy	946.25			@ES	F1 Momentum ES
	LExit	8/28/2003 13:54	Profit Target	950.25	1	$170.00		
130	Buy	9/2/2003 13:52	G1: Geronimo: Buy	959.25			@ES	G1 Geronimo ES
	LExit	9/2/2003 13:52	Profit Target	963.25	1	$170.00		
131	Buy	8/28/2003 15:00	ES Mom 384: Buy	952.75			@ES	F1 Momentum ES
	LExit	9/2/2003 13:54	Profit Target	959.25	1	$295.00		
132	Buy	9/2/2003 13:54	ES Mom 384: Buy	959.25			@ES	F1 Momentum ES
	LExit	9/2/2003 13:54	Profit Target	963.25	1	$170.00		
133	Buy	9/2/2003 15:00	ES Mom 384: Buy	970.75			@ES	F1 Momentum ES
	LExit	9/3/2003 13:54	Profit Target	974.75	1	$170.00		
134	Buy	9/3/2003 15:00	ES Mom 384: Buy	974.25			@ES	F1 Momentum ES
	LExit	9/4/2003 13:54	Profit Target	978.25	1	$170.00		
135	Buy	9/2/2003 08:00	P2 PushPull: Buy	62.55			@TY	P2 Momentum TY
	LExit	9/8/2003 10:00	P2 PushPull: Sell	65.19	1	$2,605.63		
136	Buy	9/4/2003 15:00	G1: Geronimo: Buy	975.50			@ES	G1 Geronimo ES
	LExit	9/8/2003 13:52	Profit Target	979.50	1	$170.00		
137	Buy	9/4/2003 15:00	ES Mom 384: Buy	976.50			@ES	F1 Momentum ES
	LExit	9/8/2003 13:54	Profit Target	980.50	1	$170.00		
138	Buy	9/9/2003 10:00	P2 PushPull: Buy	64.33			@TY	P2 Momentum TY
	LExit	9/9/2003 12:00	P2 PushPull: Sell	64.80	1	$433.75		
139	Buy	9/9/2003 14:59	P2 PushPull: Buy	64.89			@TY	P2 Momentum TY
	LExit	9/10/2003 12:00	P2 PushPull: Sell	65.36	1	$433.75		
140	Buy	9/8/2003 15:00	ES Mom 384: Buy	979.75			@ES	F1 Momentum ES
	LExit	9/10/2003 13:54	Stop Loss	962.75	1	($880.00)		
141	Buy	9/10/2003 15:00	ES Mom 384: Buy	958.50			@ES	F1 Momentum ES
	LExit	9/10/2003 15:00	Profit Target	962.50	1	$170.00		
142	Buy	9/10/2003 15:00	G1: Geronimo: Buy	959.00			@ES	G1 Geronimo ES
	LExit	9/10/2003 15:00	Profit Target	963.00	1	$170.00		
143	Buy	9/11/2003 14:59	P2 PushPull: Buy	65.28			@TY	P2 Momentum TY
	LExit	9/12/2003 08:00	P2 PushPull: Sell	65.77	1	$449.38		
144	Buy	9/15/2003 15:00	G1: Geronimo: Buy	964.25			@ES	G1 Geronimo ES
	LExit	9/16/2003 13:52	Profit Target	968.25	1	$170.00		
145	Buy	9/11/2003 15:00	ES Mom 384: Buy	965.50			@ES	F1 Momentum ES
	LExit	9/16/2003 13:54	Profit Target	969.50	1	$170.00		
146	Buy	9/12/2003 10:00	P2 PushPull: Buy	66.22			@TY	P2 Momentum TY
	LExit	9/16/2003 14:00	P2 PushPull: Sell	66.06	1	($191.25)		
147	Buy	9/16/2003 07:57	B3 Breakout ES: Buy	967.25			@ES	B3 Breakout ES
	LExit	9/16/2003 14:06	B3 Breakout	978.25	1	$520.00		

			ES: CL					
148	Buy	9/16/2003 14:59	P2 PushPull: Buy	65.77			@TY	P2 Momentum TY
	LExit	9/17/2003 12:00	P2 PushPull: Sell	66.28	1	$480.63		
149	Buy	9/16/2003 15:00	G1: Geronimo: Buy	978.50			@ES	G1 Geronimo ES
	LExit	9/18/2003 13:52	Profit Target	982.50	1	$170.00		
150	Buy	9/16/2003 15:00	ES Mom 384: Buy	978.50			@ES	F1 Momentum ES
	LExit	9/18/2003 13:54	Profit Target	982.50	1	$170.00		
151	Buy	9/18/2003 15:00	G1: Geronimo: Buy	988.75			@ES	G1 Geronimo ES
	LExit	9/22/2003 13:52	Stop Loss	971.75	1	($880.00)		
152	Buy	9/18/2003 15:00	ES Mom 384: Buy	988.25			@ES	F1 Momentum ES
	LExit	9/22/2003 13:54	Stop Loss	971.25	1	($880.00)		
153	Buy	9/19/2003 08:00	P2 PushPull: Buy	66.44			@TY	P2 Momentum TY
	LExit	9/24/2003 12:00	P2 PushPull: Sell	66.67	1	$199.38		
154	Buy	9/22/2003 15:00	ES Mom 384: Buy	971.50			@ES	F1 Momentum ES
	LExit	9/25/2003 13:54	Stop Loss	954.50	1	($880.00)		
155	Buy	9/24/2003 14:00	P2 PushPull: Buy	66.81			@TY	P2 Momentum TY
	LExit	9/26/2003 08:00	P2 PushPull: Sell	67.30	1	$449.38		
156	Buy	9/29/2003 14:00	P2 PushPull: Buy	67.41			@TY	P2 Momentum TY
	LExit	9/30/2003 08:00	P2 PushPull: Sell	67.88	1	$433.75		
157	Buy	9/25/2003 15:00	ES Mom 384: Buy	953.50			@ES	F1 Momentum ES
	LExit	10/1/2003 13:54	Profit Target	957.50	1	$170.00		
158	Buy	9/30/2003 12:00	P2 PushPull: Buy	68.20			@TY	P2 Momentum TY
	LExit	10/2/2003 14:00	P2 PushPull: Sell	68.20	1	($35.00)		
159	Buy	10/3/2003 07:57	B3 Breakout ES: Buy	983.50			@ES	B3 Breakout ES
	LExit	10/3/2003 13:48	Stop Loss	976.50	1	($380.00)		
160	Buy	10/6/2003 15:00	ES Mom 384: Buy	982.50			@ES	F1 Momentum ES
	LExit	10/7/2003 13:54	Profit Target	986.50	1	$170.00		
161	Buy	10/8/2003 15:00	G1: Geronimo: Buy	982.25			@ES	G1 Geronimo ES
	LExit	10/8/2003 15:00	Profit Target	986.25	1	$170.00		
162	Buy	10/2/2003 14:00	P2 PushPull: Buy	67.97			@TY	P2 Momentum TY
	LExit	10/9/2003 08:00	Stop Loss	65.66	1	($2,347.50)		
163	Buy	10/9/2003 07:57	B3 Breakout ES: Buy	992.00			@ES	B3 Breakout ES
	LExit	10/9/2003 12:36	Stop Loss	985.00	1	($380.00)		
164	Buy	10/7/2003 15:00	ES Mom 384: Buy	986.75			@ES	F1 Momentum ES
	LExit	10/9/2003 13:54	Profit Target	994.25	1	$345.00		
165	Buy	10/9/2003 15:00	ES Mom 384: Buy	986.75			@ES	F1 Momentum ES
	LExit	10/10/2003 15:00	Profit Target	990.75	1	$170.00		
166	Buy	10/9/2003 15:00	G1: Geronimo: Buy	987.00			@ES	G1 Geronimo ES
	LExit	10/10/2003 15:00	Profit Target	991.00	1	$170.00		
167	Buy	10/13/2003 07:57	B3 Breakout ES: Buy	993.75			@ES	B3 Breakout ES
	LExit	10/13/2003 14:06	B3 Breakout ES: CL	994.75	1	$20.00		

168	Buy	10/13/2003 15:00	G1: Geronimo: Buy	993.25			@ES	G1 Geronimo ES
	LExit	10/14/2003 13:52	Profit Target	997.25	1	$170.00		
169	Buy	10/13/2003 15:00	ES Mom 384: Buy	993.75			@ES	F1 Momentum ES
	LExit	10/14/2003 13:54	Profit Target	997.75	1	$170.00		
170	Buy	10/14/2003 15:00	G1: Geronimo: Buy	997.50			@ES	G1 Geronimo ES
	LExit	10/22/2003 13:52	Stop Loss	980.50	1	($880.00)		
171	Buy	10/14/2003 15:00	ES Mom 384: Buy	997.50			@ES	F1 Momentum ES
	LExit	10/22/2003 13:54	Stop Loss	980.50	1	($880.00)		
172	Buy	10/27/2003 07:57	B3 Breakout ES: Buy	983.75			@ES	B3 Breakout ES
	LExit	10/27/2003 14:06	B3 Breakout ES: CL	980.25	1	($205.00)		
173	Buy	10/27/2003 15:00	G1: Geronimo: Buy	979.25			@ES	G1 Geronimo ES
	LExit	10/28/2003 13:52	Profit Target	985.00	1	$257.50		
174	Buy	10/22/2003 15:00	ES Mom 384: Buy	980.00			@ES	F1 Momentum ES
	LExit	10/28/2003 13:54	Profit Target	985.00	1	$220.00		
175	Buy	10/9/2003 08:00	P2 PushPull: Buy	65.53			@TY	P2 Momentum TY
	LExit	10/28/2003 14:00	P2 PushPull: Sell	67.03	1	$1,465.00		
176	Buy	10/28/2003 15:00	G1: Geronimo: Buy	993.75			@ES	G1 Geronimo ES
	LExit	10/30/2003 13:52	Profit Target	1002.75	1	$420.00		
177	Buy	10/28/2003 15:00	ES Mom 384: Buy	994.00			@ES	F1 Momentum ES
	LExit	10/30/2003 13:54	Profit Target	1002.75	1	$407.50		
178	Buy	10/30/2003 15:00	ES Mom 384: Buy	994.50			@ES	F1 Momentum ES
	LExit	10/30/2003 15:00	Profit Target	998.50	1	$170.00		
179	Buy	10/30/2003 15:00	G1: Geronimo: Buy	995.25			@ES	G1 Geronimo ES
	LExit	10/30/2003 15:00	Profit Target	999.25	1	$170.00		
180	Buy	10/31/2003 15:00	G1: Geronimo: Buy	1001.25			@ES	G1 Geronimo ES
	LExit	11/3/2003 13:52	Profit Target	1005.25	1	$170.00		
181	Buy	10/31/2003 15:00	ES Mom 384: Buy	1000.00			@ES	F1 Momentum ES
	LExit	11/3/2003 13:54	Profit Target	1004.00	1	$170.00		
182	Buy	11/3/2003 15:00	G1: Geronimo: Buy	1007.75			@ES	G1 Geronimo ES
	LExit	11/14/2003 13:52	Profit Target	1011.75	1	$170.00		
183	Buy	11/3/2003 15:00	ES Mom 384: Buy	1007.50			@ES	F1 Momentum ES
	LExit	11/14/2003 13:54	Profit Target	1011.50	1	$170.00		
184	Buy	11/14/2003 15:00	ES Mom 384: Buy	1001.00			@ES	F1 Momentum ES
	LExit	11/18/2003 15:00	Stop Loss	984.00	1	($880.00)		
185	Buy	11/14/2003 15:00	G1: Geronimo: Buy	1000.75			@ES	G1 Geronimo ES
	LExit	11/18/2003 15:00	Stop Loss	983.75	1	($880.00)		

186	Buy	11/20/2003 10:00	P2 PushPull: Buy	67.41			@TY	P2 Momentum TY
	LExit	11/21/2003 10:00	P2 PushPull: Sell	67.91	1	$465.00		
187	Buy	11/19/2003 15:00	ES Mom 384: Buy	992.75			@ES	F1 Momentum ES
	LExit	11/24/2003 13:54	Profit Target	996.75	1	$170.00		
188	Buy	11/24/2003 07:57	B3 Breakout ES: Buy	993.25			@ES	B3 Breakout ES
	LExit	11/24/2003 14:06	B3 Breakout ES: CL	1001.50	1	$382.50		
189	Buy	11/21/2003 15:00	G1: Geronimo: Buy	984.75			@ES	G1 Geronimo ES
	LExit	11/24/2003 15:00	Profit Target	1001.00	1	$782.50		
190	Buy	11/24/2003 14:00	P2 PushPull: Buy	67.02			@TY	P2 Momentum TY
	LExit	11/25/2003 12:00	P2 PushPull: Sell	67.50	1	$449.38		
191	Buy	11/26/2003 15:00	G1: Geronimo: Buy	1008.25			@ES	G1 Geronimo ES
	LExit	12/1/2003 13:52	Profit Target	1012.75	1	$195.00		
192	Buy	12/1/2003 13:52	G1: Geronimo: Buy	1012.75			@ES	G1 Geronimo ES
	LExit	12/1/2003 13:52	Profit Target	1016.75	1	$170.00		
193	Buy	11/26/2003 15:00	ES Mom 384: Buy	1007.50			@ES	F1 Momentum ES
	LExit	12/1/2003 13:54	Profit Target	1012.75	1	$232.50		
194	Buy	12/1/2003 13:54	ES Mom 384: Buy	1012.75			@ES	F1 Momentum ES
	LExit	12/1/2003 13:54	Profit Target	1016.75	1	$170.00		
195	Buy	12/1/2003 07:57	B3 Breakout ES: Buy	1013.75			@ES	B3 Breakout ES
	LExit	12/1/2003 14:06	B3 Breakout ES: CL	1020.00	1	$282.50		
196	Buy	12/1/2003 15:00	G1: Geronimo: Buy	1020.00			@ES	G1 Geronimo ES
	LExit	12/3/2003 13:52	Profit Target	1024.00	1	$170.00		
197	Buy	12/1/2003 15:00	ES Mom 384: Buy	1019.50			@ES	F1 Momentum ES
	LExit	12/3/2003 13:54	Profit Target	1023.50	1	$170.00		
198	Buy	12/3/2003 15:00	G1: Geronimo: Buy	1016.25			@ES	G1 Geronimo ES
	LExit	12/4/2003 13:52	Profit Target	1020.25	1	$170.00		
199	Buy	12/3/2003 15:00	ES Mom 384: Buy	1015.75			@ES	F1 Momentum ES
	LExit	12/4/2003 13:54	Profit Target	1019.75	1	$170.00		
200	Buy	11/25/2003 14:00	P2 PushPull: Buy	67.38			@TY	P2 Momentum TY
	LExit	12/9/2003 14:00	P2 PushPull: Sell	67.59	1	$183.75		
201	Buy	12/11/2003 08:00	P2 PushPull: Buy	66.36			@TY	P2 Momentum TY
	LExit	12/12/2003 08:00	P2 PushPull: Sell	67.86	1	$1,465.00		
202	Buy	12/15/2003 07:57	B3 Breakout ES: Buy	1032.50			@ES	B3 Breakout ES
	LExit	12/15/2003 11:33	Stop Loss	1025.50	1	($380.00)		
203	Sell	12/15/2003 07:36	GS1: Gap SHORT	1033.75			@ES	GS1 Gap Short ES
	SExit	12/15/2003 13:42	Profit Target	1019.75	1	$670.00		
204	Buy	12/4/2003 15:00	G1: Geronimo: Buy	1020.00			@ES	G1 Geronimo ES
	LExit	12/15/2003 13:52	Profit Target	1035.00	1	$720.00		
205	Buy	12/4/2003 15:00	ES Mom 384:	1019.75			@ES	F1 Momentum ES

			Buy					
	LExit	12/15/2003 13:54	Profit Target	1035.00	1	$732.50		
206	Buy	12/15/2003 12:00	P2 PushPull: Buy	67.27			@TY	P2 Momentum TY
	LExit	12/17/2003 08:00	P2 PushPull: Sell	67.91	1	$605.63		
207	Buy	12/15/2003 15:00	ES Mom 384: Buy	1019.50			@ES	F1 Momentum ES
	LExit	12/17/2003 13:54	Profit Target	1024.00	1	$195.00		
208	Buy	12/17/2003 15:00	G1: Geronimo: Buy	1026.25			@ES	G1 Geronimo ES
	LExit	12/18/2003 13:52	Profit Target	1030.25	1	$170.00		
209	Buy	12/17/2003 15:00	ES Mom 384: Buy	1026.50			@ES	F1 Momentum ES
	LExit	12/18/2003 13:54	Profit Target	1030.50	1	$170.00		
210	Buy	12/18/2003 15:00	ES Mom 384: Buy	1039.00			@ES	F1 Momentum ES
	LExit	12/22/2003 15:00	Profit Target	1043.00	1	$170.00		
211	Buy	12/18/2003 15:00	G1: Geronimo: Buy	1039.00			@ES	G1 Geronimo ES
	LExit	12/22/2003 15:00	Profit Target	1043.00	1	$170.00		
212	Buy	12/19/2003 08:00	P2 PushPull: Buy	68.02			@TY	P2 Momentum TY
	LExit	12/26/2003 08:00	P2 PushPull: Sell	68.20	1	$152.50		
213	Buy	12/29/2003 07:57	B3 Breakout ES: Buy	1050.75			@ES	B3 Breakout ES
	LExit	12/29/2003 14:06	B3 Breakout ES: CL	1060.75	1	$470.00		
214	Buy	12/23/2003 15:00	ES Mom 384: Buy	1045.50			@ES	F1 Momentum ES
	LExit	12/30/2003 15:00	Profit Target	1059.75	1	$682.50		
215	Buy	12/23/2003 15:00	G1: Geronimo: Buy	1045.50			@ES	G1 Geronimo ES
	LExit	12/30/2003 15:00	Profit Target	1060.00	1	$695.00		
216	Buy	12/31/2003 07:57	B3 Breakout ES: Buy	1062.50			@ES	B3 Breakout ES
	LExit	12/31/2003 14:06	B3 Breakout ES: CL	1060.75	1	($117.50)		
217	Buy	12/30/2003 15:00	G1: Geronimo: Buy	1060.00			@ES	G1 Geronimo ES
	LExit	1/2/2004 13:52	Profit Target	1065.25	1	$232.50		
218	Buy	12/30/2003 15:00	ES Mom 384: Buy	1059.75			@ES	F1 Momentum ES
	LExit	1/2/2004 13:54	Profit Target	1065.25	1	$245.00		
219	Buy	1/2/2004 15:00	ES Mom 384: Buy	1057.50			@ES	F1 Momentum ES
	LExit	1/7/2004 13:54	Profit Target	1072.00	1	$695.00		
220	Buy	1/7/2004 15:00	G1: Geronimo: Buy	1076.25			@ES	G1 Geronimo ES
	LExit	1/8/2004 13:52	Profit Target	1080.50	1	$182.50		
221	Buy	1/7/2004 15:00	ES Mom 384: Buy	1076.25			@ES	F1 Momentum ES
	LExit	1/8/2004 13:54	Profit Target	1080.50	1	$182.50		
222	Buy	12/29/2003 08:00	P2 PushPull: Buy	67.92			@TY	P2 Momentum TY
	LExit	1/9/2004 08:00	P2 PushPull: Sell	68.27	1	$308.75		
223	Buy	1/9/2004 10:00	P2 PushPull: Buy	68.92			@TY	P2 Momentum TY
	LExit	1/12/2004 10:00	P2 PushPull:	69.42	1	$465.00		

			Sell					
224	Buy	1/14/2004 07:57	B3 Breakout ES: Buy	1075.75			@ES	B3 Breakout ES
	LExit	1/14/2004 14:06	B3 Breakout ES: CL	1083.75	1	$370.00		
225	Buy	1/14/2004 08:00	P2 PushPull: Buy	69.58			@TY	P2 Momentum TY
	LExit	1/15/2004 08:00	P2 PushPull: Sell	70.09	1	$480.63		
226	Buy	1/8/2004 15:00	G1: Geronimo: Buy	1080.50			@ES	G1 Geronimo ES
	LExit	1/20/2004 13:52	Profit Target	1092.25	1	$557.50		
227	Buy	1/8/2004 15:00	ES Mom 384: Buy	1081.00			@ES	F1 Momentum ES
	LExit	1/20/2004 13:54	Profit Target	1092.25	1	$532.50		
228	Buy	1/20/2004 13:52	G1: Geronimo: Buy	1092.25			@ES	G1 Geronimo ES
	LExit	1/21/2004 13:52	Profit Target	1096.25	1	$170.00		
229	Buy	1/20/2004 13:54	ES Mom 384: Buy	1092.25			@ES	F1 Momentum ES
	LExit	1/21/2004 13:54	Profit Target	1096.25	1	$170.00		
230	Buy	1/21/2004 15:00	ES Mom 384: Buy	1096.75			@ES	F1 Momentum ES
	LExit	1/22/2004 13:54	Profit Target	1100.75	1	$170.00		
231	Buy	1/15/2004 12:00	P2 PushPull: Buy	69.83			@TY	P2 Momentum TY
	LExit	1/22/2004 14:00	P2 PushPull: Sell	70.09	1	$230.63		
232	Buy	1/22/2004 15:00	ES Mom 384: Buy	1094.25			@ES	F1 Momentum ES
	LExit	1/23/2004 13:54	Profit Target	1098.25	1	$170.00		
233	Buy	1/23/2004 15:00	ES Mom 384: Buy	1091.75			@ES	F1 Momentum ES
	LExit	1/26/2004 13:54	Profit Target	1095.75	1	$170.00		
234	Buy	1/26/2004 15:00	ES Mom 384: Buy	1106.00			@ES	F1 Momentum ES
	LExit	1/28/2004 13:54	Stop Loss	1089.00	1	($880.00)		
235	Buy	1/28/2004 15:00	ES Mom 384: Buy	1077.75			@ES	F1 Momentum ES
	LExit	1/30/2004 13:54	Profit Target	1082.25	1	$195.00		
236	Buy	1/30/2004 15:00	G1: Geronimo: Buy	1083.00			@ES	G1 Geronimo ES
	LExit	2/2/2004 13:52	Profit Target	1087.00	1	$170.00		
237	Buy	1/30/2004 15:00	ES Mom 384: Buy	1082.50			@ES	F1 Momentum ES
	LExit	2/2/2004 13:54	Profit Target	1086.50	1	$170.00		
238	Buy	2/2/2004 07:57	B3 Breakout ES: Buy	1085.00			@ES	B3 Breakout ES
	LExit	2/2/2004 14:06	B3 Breakout ES: CL	1086.00	1	$20.00		
239	Buy	2/2/2004 15:00	G1: Geronimo: Buy	1083.25			@ES	G1 Geronimo ES
	LExit	2/3/2004 15:00	Profit Target	1087.25	1	$170.00		
240	Buy	2/4/2004 15:00	G1: Geronimo: Buy	1078.75			@ES	G1 Geronimo ES
	LExit	2/6/2004 13:52	Profit Target	1082.75	1	$170.00		
241	Buy	2/2/2004 15:00	ES Mom 384: Buy	1084.50			@ES	F1 Momentum ES
	LExit	2/6/2004 13:54	Profit Target	1088.50	1	$170.00		
242	Buy	2/6/2004 15:00	G1: Geronimo: Buy	1092.50			@ES	G1 Geronimo ES
	LExit	2/10/2004 13:52	Profit Target	1096.50	1	$170.00		
243	Buy	2/6/2004 15:00	ES Mom 384: Buy	1092.50			@ES	F1 Momentum ES
	LExit	2/10/2004 13:54	Profit Target	1096.50	1	$170.00		
244	Buy	2/10/2004 15:00	G1: Geronimo: Buy	1095.00			@ES	G1 Geronimo ES
	LExit	2/11/2004 13:52	Profit Target	1099.00	1	$170.00		

245	Buy	2/10/2004 15:00	ES Mom 384: Buy	1095.50			@ES	F1 Momentum ES
	LExit	2/11/2004 13:54	Profit Target	1099.50	1	$170.00		
246	Buy	1/27/2004 12:00	P2 PushPull: Buy	69.14			@TY	P2 Momentum TY
	LExit	2/13/2004 08:00	P2 PushPull: Sell	70.38	1	$1,199.38		
247	Buy	2/17/2004 13:52	G1: Geronimo: Buy	1104.75			@ES	G1 Geronimo ES
	LExit	2/17/2004 13:52	Profit Target	1108.75	1	$170.00		
248	Buy	2/17/2004 07:57	B3 Breakout ES: Buy	1105.25			@ES	B3 Breakout ES
	LExit	2/17/2004 14:06	B3 Breakout ES: CL	1107.75	1	$95.00		
249	Buy	2/17/2004 15:00	G1: Geronimo: Buy	1107.75			@ES	G1 Geronimo ES
	LExit	2/20/2004 13:52	Stop Loss	1090.75	1	($880.00)		
250	Buy	2/11/2004 15:00	ES Mom 384: Buy	1108.75			@ES	F1 Momentum ES
	LExit	2/20/2004 13:54	Stop Loss	1091.75	1	($880.00)		
251	Buy	2/13/2004 10:00	P2 PushPull: Buy	70.08			@TY	P2 Momentum TY
	LExit	2/23/2004 14:59	P2 PushPull: Sell	70.25	1	$136.88		
252	Buy	2/24/2004 08:00	P2 PushPull: Buy	70.31			@TY	P2 Momentum TY
	LExit	3/1/2004 08:00	P2 PushPull: Sell	71.00	1	$652.50		
253	Buy	2/26/2004 15:00	G1: Geronimo: Buy	1097.25			@ES	G1 Geronimo ES
	LExit	3/1/2004 13:52	Profit Target	1101.25	1	$170.00		
254	Buy	2/20/2004 15:00	ES Mom 384: Buy	1095.25			@ES	F1 Momentum ES
	LExit	3/1/2004 13:54	Profit Target	1100.50	1	$232.50		
255	Buy	3/2/2004 14:59	P2 PushPull: Buy	70.16			@TY	P2 Momentum TY
	LExit	3/5/2004 08:00	P2 PushPull: Sell	71.19	1	$996.25		
256	Buy	3/1/2004 15:00	G1: Geronimo: Buy	1107.50			@ES	G1 Geronimo ES
	LExit	3/5/2004 13:52	Profit Target	1111.50	1	$170.00		
257	Buy	3/1/2004 15:00	ES Mom 384: Buy	1107.25			@ES	F1 Momentum ES
	LExit	3/5/2004 13:54	Profit Target	1111.25	1	$170.00		
258	Buy	3/5/2004 14:00	P2 PushPull: Buy	71.89			@TY	P2 Momentum TY
	LExit	3/8/2004 08:00	P2 PushPull: Sell	72.39	1	$465.00		
259	Buy	3/5/2004 15:00	ES Mom 384: Buy	1109.25			@ES	F1 Momentum ES
	LExit	3/9/2004 13:54	Stop Loss	1092.25	1	($880.00)		
260	Buy	3/10/2004 12:00	P2 PushPull: Buy	72.84			@TY	P2 Momentum TY
	LExit	3/16/2004 14:00	P2 PushPull: Sell	73.08	1	$199.38		
261	Buy	3/17/2004 07:57	B3 Breakout ES: Buy	1070.25			@ES	B3 Breakout ES
	LExit	3/17/2004 14:06	B3 Breakout ES: CL	1075.25	1	$220.00		
262	Buy	3/17/2004 10:00	P2 PushPull: Buy	72.92			@TY	P2 Momentum TY
	LExit	4/2/2004 08:00	Stop Loss	70.61	1	($2,347.50)		
263	Buy	4/2/2004 07:57	B3 Breakout ES: Buy	1093.50			@ES	B3 Breakout ES
	LExit	4/2/2004 14:06	B3 Breakout ES: CL	1093.25	1	($42.50)		
264	Sell	4/8/2004 07:36	GS1: Gap SHORT	1101.00			@ES	GS1 Gap Short ES
	SExit	4/8/2004 13:16	Profit Target	1087.00	1	$670.00		

265	Sell	4/13/2004 07:36	GS1: Gap SHORT	1100.00			@ES	GS1 Gap Short ES
	SExit	4/13/2004 10:38	Profit Target	1086.00	1	$670.00		
266	Buy	4/5/2004 15:00	G1: Geronimo: Buy	1101.50			@ES	G1 Geronimo ES
	LExit	4/13/2004 13:52	Stop Loss	1084.50	1	($880.00)		
267	Buy	4/5/2004 15:00	ES Mom 384: Buy	1101.75			@ES	F1 Momentum ES
	LExit	4/13/2004 13:54	Stop Loss	1084.75	1	($880.00)		
268	Buy	4/13/2004 15:00	ES Mom 384: Buy	1081.00			@ES	F1 Momentum ES
	LExit	4/19/2004 15:00	Profit Target	1086.50	1	$245.00		
269	Buy	4/19/2004 15:00	G1: Geronimo: Buy	1086.25			@ES	G1 Geronimo ES
	LExit	4/20/2004 13:52	Profit Target	1090.25	1	$170.00		
270	Buy	4/19/2004 15:00	ES Mom 384: Buy	1086.50			@ES	F1 Momentum ES
	LExit	4/20/2004 13:54	Profit Target	1090.50	1	$170.00		
271	Buy	4/20/2004 15:00	ES Mom 384: Buy	1072.75			@ES	F1 Momentum ES
	LExit	4/22/2004 13:54	Profit Target	1076.75	1	$170.00		
272	Buy	4/22/2004 15:00	G1: Geronimo: Buy	1093.00			@ES	G1 Geronimo ES
	LExit	4/26/2004 13:52	Profit Target	1097.00	1	$170.00		
273	Buy	4/22/2004 15:00	ES Mom 384: Buy	1093.00			@ES	F1 Momentum ES
	LExit	4/26/2004 13:54	Profit Target	1097.00	1	$170.00		
274	Buy	4/26/2004 15:00	ES Mom 384: Buy	1086.50			@ES	F1 Momentum ES
	LExit	4/26/2004 15:00	Profit Target	1090.50	1	$170.00		
275	Buy	4/26/2004 15:00	G1: Geronimo: Buy	1086.75			@ES	G1 Geronimo ES
	LExit	4/26/2004 15:00	Profit Target	1090.75	1	$170.00		
276	Buy	4/27/2004 15:00	ES Mom 384: Buy	1090.25			@ES	F1 Momentum ES
	LExit	4/28/2004 13:54	Stop Loss	1073.25	1	($880.00)		
277	Sell	4/28/2004 07:57	S3 Breakdown ES: S	1081.00			@ES	S3 Breakdown SHORT ES
	SExit	4/28/2004 14:06	S3 Breakdown ES: CL	1075.50	1	$245.00		
278	Buy	4/28/2004 15:00	ES Mom 384: Buy	1073.75			@ES	F1 Momentum ES
	LExit	4/29/2004 13:54	Profit Target	1077.75	1	$170.00		
279	Sell	5/17/2004 07:57	S3 Breakdown ES: S	1035.00			@ES	S3 Breakdown SHORT ES
	SExit	5/17/2004 14:06	S3 Breakdown ES: CL	1036.25	1	($92.50)		
280	Buy	5/19/2004 07:57	B3 Breakout ES: Buy	1052.50			@ES	B3 Breakout ES
	LExit	5/19/2004 13:30	Stop Loss	1045.50	1	($380.00)		
281	Sell	5/24/2004 07:36	GS1: Gap SHORT	1051.25			@ES	GS1 Gap Short ES
	SExit	5/24/2004 14:00	GS1: Close	1047.75	1	$145.00		
282	Buy	5/27/2004 07:57	B3 Breakout ES: Buy	1073.25			@ES	B3 Breakout ES
	LExit	5/27/2004 14:06	B3 Breakout ES: CL	1073.75	1	($5.00)		
283	Buy	5/27/2004 15:00	G1: Geronimo: Buy	1073.75			@ES	G1 Geronimo ES
	LExit	6/2/2004 13:52	Profit Target	1077.75	1	$170.00		
284	Buy	5/27/2004 15:00	ES Mom 384: Buy	1073.50			@ES	F1 Momentum ES
	LExit	6/2/2004 13:54	Profit Target	1077.50	1	$170.00		
285	Buy	6/3/2004 15:00	G1: Geronimo: Buy	1071.00			@ES	G1 Geronimo ES
	LExit	6/4/2004 13:52	Profit Target	1076.50	1	$245.00		
286	Buy	6/2/2004 15:00	ES Mom 384: Buy	1078.50			@ES	F1 Momentum ES

	LExit	6/7/2004 13:54	Profit Target	1082.50	1	$170.00		
287	Buy	6/7/2004 15:00	ES Mom 384: Buy	1093.00			@ES	F1 Momentum ES
	LExit	6/14/2004 13:54	Stop Loss	1076.00	1	($880.00)		
288	Buy	6/15/2004 07:57	B3 Breakout ES: Buy	1087.00			@ES	B3 Breakout ES
	LExit	6/15/2004 14:06	B3 Breakout ES: CL	1086.25	1	($67.50)		
289	Buy	6/14/2004 15:00	ES Mom 384: Buy	1078.50			@ES	F1 Momentum ES
	LExit	6/16/2004 13:54	Profit Target	1086.75	1	$382.50		
290	Buy	6/10/2004 10:00	P2 PushPull: Buy	65.61			@TY	P2 Momentum TY
	LExit	6/18/2004 08:00	P2 PushPull: Sell	66.95	1	$1,308.75		
291	Buy	6/10/2004 15:00	G1: Geronimo: Buy	1088.00			@ES	G1 Geronimo ES
	LExit	6/18/2004 13:52	Profit Target	1092.00	1	$170.00		
292	Buy	6/16/2004 15:00	ES Mom 384: Buy	1086.00			@ES	F1 Momentum ES
	LExit	6/18/2004 13:54	Profit Target	1090.00	1	$170.00		
293	Buy	6/18/2004 15:00	ES Mom 384: Buy	1088.00			@ES	F1 Momentum ES
	LExit	6/23/2004 13:54	Profit Target	1092.00	1	$170.00		
294	Buy	6/18/2004 08:00	P2 PushPull: Buy	66.83			@TY	P2 Momentum TY
	LExit	6/24/2004 08:00	P2 PushPull: Sell	67.28	1	$418.13		
295	Buy	6/25/2004 12:00	P2 PushPull: Buy	67.20			@TY	P2 Momentum TY
	LExit	6/30/2004 08:00	P2 PushPull: Sell	67.02	1	($222.50)		
296	Buy	6/30/2004 15:00	G1: Geronimo: Buy	1095.00			@ES	G1 Geronimo ES
	LExit	7/1/2004 13:52	Stop Loss	1078.00	1	($880.00)		
297	Buy	6/23/2004 15:00	ES Mom 384: Buy	1097.75			@ES	F1 Momentum ES
	LExit	7/1/2004 13:54	Stop Loss	1080.75	1	($880.00)		
298	Buy	7/1/2004 14:59	P2 PushPull: Buy	67.88			@TY	P2 Momentum TY
	LExit	7/2/2004 08:00	P2 PushPull: Sell	68.38	1	$465.00		
299	Sell	7/6/2004 07:57	S3 Breakdown ES: S	1072.25			@ES	S3 Breakdown SHORT ES
	SExit	7/6/2004 14:06	S3 Breakdown ES: CL	1068.75	1	$145.00		
300	Buy	7/1/2004 15:00	ES Mom 384: Buy	1082.00			@ES	F1 Momentum ES
	LExit	7/7/2004 15:00	Stop Loss	1065.00	1	($880.00)		
301	Buy	7/2/2004 10:00	P2 PushPull: Buy	68.81			@TY	P2 Momentum TY
	LExit	7/16/2004 08:00	P2 PushPull: Sell	69.17	1	$324.38		
302	Sell	7/16/2004 07:36	GS1: Gap SHORT	1064.25			@ES	GS1 Gap Short ES
	SExit	7/16/2004 14:00	GS1: Close	1054.25	1	$470.00		
303	Buy	7/27/2004 07:57	B3 Breakout ES: Buy	1040.25			@ES	B3 Breakout ES
	LExit	7/27/2004 14:06	B3 Breakout ES: CL	1046.75	1	$295.00		
304	Sell	7/29/2004 07:36	GS1: Gap SHORT	1052.00			@ES	GS1 Gap Short ES
	SExit	7/29/2004 14:00	GS1: Close	1054.00	1	($130.00)		
305	Buy	7/16/2004 12:00	P2 PushPull: Buy	69.47			@TY	P2 Momentum TY
	LExit	8/3/2004 12:00	P2 PushPull: Sell	69.41	1	($97.50)		
306	Buy	8/5/2004 12:00	P2 PushPull: Buy	69.48			@TY	P2 Momentum TY

	LExit	8/6/2004 08:00	P2 PushPull: Sell	70.00	1	$480.63		
307	Buy	8/10/2004 10:00	P2 PushPull: Buy	70.77			@TY	P2 Momentum TY
	LExit	8/13/2004 08:00	P2 PushPull: Sell	71.16	1	$355.63		
308	Buy	8/16/2004 14:59	P2 PushPull: Buy	70.72			@TY	P2 Momentum TY
	LExit	8/17/2004 14:00	P2 PushPull: Sell	71.23	1	$480.63		
309	Buy	8/17/2004 07:57	B3 Breakout ES: Buy	1036.75			@ES	B3 Breakout ES
	LExit	8/17/2004 14:06	B3 Breakout ES: CL	1035.50	1	($92.50)		
310	Buy	8/19/2004 15:00	G1: Geronimo: Buy	1045.25			@ES	G1 Geronimo ES
	LExit	8/20/2004 13:52	Profit Target	1049.25	1	$170.00		
311	Buy	8/19/2004 15:00	ES Mom 384: Buy	1045.00			@ES	F1 Momentum ES
	LExit	8/20/2004 13:54	Profit Target	1049.00	1	$170.00		
312	Buy	8/20/2004 15:00	G1: Geronimo: Buy	1052.25			@ES	G1 Geronimo ES
	LExit	8/25/2004 13:52	Profit Target	1056.25	1	$170.00		
313	Buy	8/20/2004 15:00	ES Mom 384: Buy	1052.00			@ES	F1 Momentum ES
	LExit	8/25/2004 13:54	Profit Target	1056.00	1	$170.00		
314	Buy	8/18/2004 14:00	P2 PushPull: Buy	70.89			@TY	P2 Momentum TY
	LExit	8/27/2004 08:00	P2 PushPull: Sell	71.30	1	$371.25		
315	Buy	8/27/2004 08:00	P2 PushPull: Buy	71.08			@TY	P2 Momentum TY
	LExit	8/31/2004 10:00	P2 PushPull: Sell	71.72	1	$605.63		
316	Buy	8/31/2004 14:00	P2 PushPull: Buy	71.81			@TY	P2 Momentum TY
	LExit	9/3/2004 08:00	P2 PushPull: Sell	72.48	1	$636.88		
317	Buy	8/27/2004 15:00	G1: Geronimo: Buy	1061.00			@ES	G1 Geronimo ES
	LExit	9/8/2004 13:52	Profit Target	1072.75	1	$557.50		
318	Buy	8/27/2004 15:00	ES Mom 384: Buy	1060.75			@ES	F1 Momentum ES
	LExit	9/8/2004 13:54	Profit Target	1072.75	1	$570.00		
319	Buy	9/8/2004 15:00	ES Mom 384: Buy	1070.00			@ES	F1 Momentum ES
	LExit	9/9/2004 13:54	Profit Target	1074.00	1	$170.00		
320	Buy	9/9/2004 15:00	ES Mom 384: Buy	1071.25			@ES	F1 Momentum ES
	LExit	9/10/2004 13:54	Profit Target	1075.25	1	$170.00		
321	Buy	9/10/2004 15:00	ES Mom 384: Buy	1077.00			@ES	F1 Momentum ES
	LExit	9/13/2004 13:54	Profit Target	1081.00	1	$170.00		
322	Buy	9/13/2004 15:00	G1: Geronimo: Buy	1078.50			@ES	G1 Geronimo ES
	LExit	9/14/2004 13:52	Profit Target	1082.50	1	$170.00		
323	Buy	9/13/2004 15:00	ES Mom 384: Buy	1078.25			@ES	F1 Momentum ES
	LExit	9/14/2004 13:54	Profit Target	1082.25	1	$170.00		
324	Buy	9/8/2004 08:00	P2 PushPull: Buy	70.78			@TY	P2 Momentum TY
	LExit	9/16/2004 12:00	P2 PushPull: Sell	72.41	1	$1,590.00		
325	Buy	9/16/2004 15:00	G1: Geronimo: Buy	1077.50			@ES	G1 Geronimo ES
	LExit	9/17/2004 13:52	Profit Target	1081.50	1	$170.00		
326	Buy	9/17/2004 08:00	P2 PushPull: Buy	72.31			@TY	P2 Momentum TY
	LExit	9/22/2004 14:00	P2 PushPull:	73.19	1	$840.00		

	LExit	9/22/2004 14:00	Sell	73.19	1	$840.00		
327	Buy	9/17/2004 15:00	G1: Geronimo: Buy	1081.50			@ES	G1 Geronimo ES
	LExit	9/23/2004 13:52	Stop Loss	1064.50	1	($880.00)		
328	Buy	9/14/2004 15:00	ES Mom 384: Buy	1081.50			@ES	F1 Momentum ES
	LExit	9/23/2004 13:54	Stop Loss	1064.50	1	($880.00)		
329	Buy	9/23/2004 15:00	ES Mom 384: Buy	1062.00			@ES	F1 Momentum ES
	LExit	9/24/2004 13:54	Profit Target	1066.00	1	$170.00		
330	Buy	9/24/2004 15:00	G1: Geronimo: Buy	1063.00			@ES	G1 Geronimo ES
	LExit	9/30/2004 13:52	Profit Target	1067.00	1	$170.00		
331	Buy	9/24/2004 15:00	ES Mom 384: Buy	1063.25			@ES	F1 Momentum ES
	LExit	9/30/2004 13:54	Profit Target	1067.25	1	$170.00		
332	Buy	10/1/2004 07:57	B3 Breakout ES: Buy	1074.50			@ES	B3 Breakout ES
	LExit	10/1/2004 14:06	B3 Breakout ES: CL	1085.50	1	$520.00		
333	Buy	10/4/2004 07:57	B3 Breakout ES: Buy	1091.75			@ES	B3 Breakout ES
	LExit	10/4/2004 14:06	B3 Breakout ES: CL	1089.00	1	($167.50)		
334	Buy	10/4/2004 15:00	ES Mom 384: Buy	1088.75			@ES	F1 Momentum ES
	LExit	10/6/2004 13:54	Profit Target	1092.75	1	$170.00		
335	Buy	10/6/2004 15:00	G1: Geronimo: Buy	1094.00			@ES	G1 Geronimo ES
	LExit	10/8/2004 13:52	Stop Loss	1077.00	1	($880.00)		
336	Buy	10/6/2004 15:00	ES Mom 384: Buy	1094.75			@ES	F1 Momentum ES
	LExit	10/8/2004 13:54	Stop Loss	1077.75	1	($880.00)		
337	Sell	10/12/2004 07:57	S3 Breakdown ES: S	1071.25			@ES	S3 Breakdown SHORT ES
	SExit	10/12/2004 14:06	S3 Breakdown ES: CL	1074.50	1	($192.50)		
338	Buy	10/11/2004 15:00	G1: Geronimo: Buy	1077.75			@ES	G1 Geronimo ES
	LExit	10/14/2004 13:52	Stop Loss	1060.75	1	($880.00)		
339	Buy	10/8/2004 15:00	ES Mom 384: Buy	1075.50			@ES	F1 Momentum ES
	LExit	10/14/2004 13:54	Stop Loss	1058.50	1	($880.00)		
340	Buy	9/23/2004 14:00	P2 PushPull: Buy	72.73			@TY	P2 Momentum TY
	LExit	10/15/2004 08:00	P2 PushPull: Sell	73.20	1	$433.75		
341	Buy	10/18/2004 08:00	P2 PushPull: Buy	72.61			@TY	P2 Momentum TY
	LExit	10/20/2004 08:00	P2 PushPull: Sell	73.03	1	$386.88		
342	Buy	10/21/2004 08:00	P2 PushPull: Buy	73.11			@TY	P2 Momentum TY
	LExit	10/25/2004 08:00	P2 PushPull: Sell	73.52	1	$371.25		
343	Buy	10/25/2004 08:00	P2 PushPull: Buy	73.45			@TY	P2 Momentum TY
	LExit	11/5/2004 08:00	Stop Loss	71.14	1	($2,347.50)		
344	Buy	11/3/2004 15:00	ES Mom 384: Buy	1094.50			@ES	F1 Momentum ES
	LExit	11/5/2004 13:54	Profit Target	1118.00	1	$1,145.00		
345	Buy	11/8/2004 15:00	G1: Geronimo: Buy	1117.50			@ES	G1 Geronimo ES
	LExit	11/9/2004 13:52	Profit Target	1121.50	1	$170.00		
346	Buy	11/5/2004 15:00	ES Mom 384: Buy	1118.75			@ES	F1 Momentum ES
	LExit	11/9/2004 13:54	Profit Target	1122.75	1	$170.00		

347	Buy	11/9/2004 15:00	G1: Geronimo: Buy	1117.25			@ES	G1 Geronimo ES
	LExit	11/11/2004 13:52	Profit Target	1121.25	1	$170.00		
348	Buy	11/9/2004 15:00	ES Mom 384: Buy	1118.00			@ES	F1 Momentum ES
	LExit	11/11/2004 13:54	Profit Target	1122.00	1	$170.00		
349	Buy	11/11/2004 15:00	G1: Geronimo: Buy	1127.75			@ES	G1 Geronimo ES
	LExit	11/12/2004 13:52	Profit Target	1131.75	1	$170.00		
350	Buy	11/11/2004 15:00	ES Mom 384: Buy	1127.75			@ES	F1 Momentum ES
	LExit	11/12/2004 13:54	Profit Target	1131.75	1	$170.00		
351	Buy	11/17/2004 07:57	B3 Breakout ES: Buy	1136.00			@ES	B3 Breakout ES
	LExit	11/17/2004 14:06	B3 Breakout ES: CL	1135.75	1	($42.50)		
352	Buy	11/12/2004 15:00	G1: Geronimo: Buy	1136.00			@ES	G1 Geronimo ES
	LExit	11/26/2004 13:52	Profit Target	1140.00	1	$170.00		
353	Buy	11/25/2004 07:57	B3 Breakout ES: Buy	1137.50			@ES	B3 Breakout ES
	LExit	11/29/2004 09:18	Stop Loss	1130.50	1	($380.00)		
354	Buy	11/29/2004 13:52	G1: Geronimo: Buy	1138.25			@ES	G1 Geronimo ES
	LExit	12/1/2004 13:52	Profit Target	1142.25	1	$170.00		
355	Buy	11/12/2004 15:00	ES Mom 384: Buy	1136.50			@ES	F1 Momentum ES
	LExit	12/1/2004 13:54	Profit Target	1140.50	1	$170.00		
356	Buy	12/1/2004 07:57	B3 Breakout ES: Buy	1136.25			@ES	B3 Breakout ES
	LExit	12/1/2004 14:06	B3 Breakout ES: CL	1144.50	1	$382.50		
357	Buy	11/8/2004 08:00	P2 PushPull: Buy	71.67			@TY	P2 Momentum TY
	LExit	12/8/2004 08:00	P2 PushPull: Sell	72.09	1	$386.88		
358	Buy	12/1/2004 15:00	G1: Geronimo: Buy	1143.75			@ES	G1 Geronimo ES
	LExit	12/9/2004 13:52	Stop Loss	1126.75	1	($880.00)		
359	Buy	12/1/2004 15:00	ES Mom 384: Buy	1143.75			@ES	F1 Momentum ES
	LExit	12/9/2004 13:54	Stop Loss	1126.75	1	($880.00)		
360	Buy	12/9/2004 15:00	ES Mom 384: Buy	1141.50			@ES	F1 Momentum ES
	LExit	12/13/2004 13:54	Profit Target	1146.75	1	$232.50		
361	Buy	12/13/2004 15:00	G1: Geronimo: Buy	1151.50			@ES	G1 Geronimo ES
	LExit	12/14/2004 13:52	Profit Target	1155.50	1	$170.00		
362	Buy	12/13/2004 15:00	ES Mom 384: Buy	1151.50			@ES	F1 Momentum ES
	LExit	12/14/2004 13:54	Profit Target	1155.50	1	$170.00		
363	Buy	12/9/2004 12:00	P2 PushPull: Buy	72.22			@TY	P2 Momentum TY
	LExit	12/15/2004 08:00	P2 PushPull: Sell	72.86	1	$605.63		
364	Buy	12/14/2004 15:00	G1: Geronimo: Buy	1155.75			@ES	G1 Geronimo ES
	LExit	12/15/2004 13:52	Profit Target	1159.75	1	$170.00		
365	Buy	12/14/2004	ES Mom 384:	1156.00			@ES	F1 Momentum ES

		15:00	Buy					
	LExit	12/15/2004 13:54	Profit Target	1160.00	1	$170.00		
366	Buy	12/20/2004 07:57	B3 Breakout ES: Buy	1155.75			@ES	B3 Breakout ES
	LExit	12/20/2004 10:12	Stop Loss	1148.75	1	($380.00)		
367	Buy	12/15/2004 15:00	G1: Geronimo: Buy	1159.50			@ES	G1 Geronimo ES
	LExit	12/22/2004 13:52	Profit Target	1163.50	1	$170.00		
368	Buy	12/15/2004 15:00	ES Mom 384: Buy	1159.00			@ES	F1 Momentum ES
	LExit	12/22/2004 13:54	Profit Target	1163.00	1	$170.00		
369	Buy	12/22/2004 15:00	G1: Geronimo: Buy	1162.50			@ES	G1 Geronimo ES
	LExit	12/23/2004 13:52	Profit Target	1166.50	1	$170.00		
370	Buy	12/22/2004 15:00	ES Mom 384: Buy	1163.00			@ES	F1 Momentum ES
	LExit	12/23/2004 13:54	Profit Target	1167.00	1	$170.00		
371	Buy	12/23/2004 15:00	G1: Geronimo: Buy	1163.50			@ES	G1 Geronimo ES
	LExit	12/27/2004 13:52	Profit Target	1167.50	1	$170.00		
372	Buy	12/27/2004 15:00	G1: Geronimo: Buy	1159.50			@ES	G1 Geronimo ES
	LExit	12/28/2004 13:52	Profit Target	1163.50	1	$170.00		
373	Buy	12/23/2004 15:00	ES Mom 384: Buy	1163.75			@ES	F1 Momentum ES
	LExit	12/29/2004 15:00	Profit Target	1167.75	1	$170.00		
374	Buy	12/28/2004 15:00	G1: Geronimo: Buy	1166.25			@ES	G1 Geronimo ES
	LExit	12/31/2004 13:52	Profit Target	1170.25	1	$170.00		
375	Buy	12/31/2004 15:00	G1: Geronimo: Buy	1164.25			@ES	G1 Geronimo ES
	LExit	1/4/2005 13:52	Stop Loss	1147.25	1	($880.00)		
376	Buy	12/30/2004 15:00	ES Mom 384: Buy	1167.75			@ES	F1 Momentum ES
	LExit	1/4/2005 13:54	Stop Loss	1150.75	1	($880.00)		
377	Buy	1/4/2005 15:00	ES Mom 384: Buy	1140.50			@ES	F1 Momentum ES
	LExit	1/18/2005 13:54	Profit Target	1144.50	1	$170.00		
378	Buy	1/31/2005 07:57	B3 Breakout ES: Buy	1129.25			@ES	B3 Breakout ES
	LExit	1/31/2005 14:06	B3 Breakout ES: CL	1131.50	1	$82.50		
379	Sell	2/1/2005 07:36	GS1: Gap SHORT	1132.75			@ES	GS1 Gap Short ES
	SExit	2/1/2005 14:00	GS1: Close	1139.75	1	($380.00)		
380	Buy	12/15/2004 14:59	P2 PushPull: Buy	72.95			@TY	P2 Momentum TY
	LExit	2/4/2005 08:00	P2 PushPull: Sell	72.53	1	($456.88)		
381	Buy	2/3/2005 15:00	G1: Geronimo: Buy	1141.25			@ES	G1 Geronimo ES
	LExit	2/4/2005 13:52	Profit Target	1145.25	1	$170.00		
382	Buy	2/3/2005 15:00	ES Mom 384: Buy	1141.00			@ES	F1 Momentum ES
	LExit	2/4/2005 13:54	Profit Target	1145.00	1	$170.00		
383	Buy	2/7/2005 14:00	P2 PushPull: Buy	72.81			@TY	P2 Momentum TY
	LExit	2/9/2005 12:00	P2 PushPull: Sell	73.36	1	$511.88		

384	Buy	2/8/2005 15:00	G1: Geronimo: Buy	1154.00			@ES	G1 Geronimo ES
	LExit	2/11/2005 13:52	Profit Target	1158.00	1	$170.00		
385	Buy	2/4/2005 15:00	ES Mom 384: Buy	1154.25			@ES	F1 Momentum ES
	LExit	2/11/2005 13:54	Profit Target	1158.25	1	$170.00		
386	Buy	2/14/2005 15:00	G1: Geronimo: Buy	1157.25			@ES	G1 Geronimo ES
	LExit	2/15/2005 13:52	Profit Target	1161.25	1	$170.00		
387	Buy	2/11/2005 15:00	ES Mom 384: Buy	1157.75			@ES	F1 Momentum ES
	LExit	2/15/2005 13:54	Profit Target	1161.75	1	$170.00		
388	Buy	2/15/2005 15:00	G1: Geronimo: Buy	1161.25			@ES	G1 Geronimo ES
	LExit	2/22/2005 13:52	Stop Loss	1144.25	1	($880.00)		
389	Buy	2/15/2005 15:00	ES Mom 384: Buy	1161.50			@ES	F1 Momentum ES
	LExit	2/22/2005 13:54	Stop Loss	1144.50	1	($880.00)		
390	Buy	2/22/2005 15:00	ES Mom 384: Buy	1135.50			@ES	F1 Momentum ES
	LExit	2/24/2005 13:54	Profit Target	1141.25	1	$257.50		
391	Buy	2/24/2005 15:00	ES Mom 384: Buy	1150.75			@ES	F1 Momentum ES
	LExit	2/25/2005 13:54	Profit Target	1154.75	1	$170.00		
392	Buy	2/25/2005 15:00	ES Mom 384: Buy	1163.00			@ES	F1 Momentum ES
	LExit	3/3/2005 13:54	Profit Target	1167.00	1	$170.00		
393	Buy	2/11/2005 12:00	P2 PushPull: Buy	72.67			@TY	P2 Momentum TY
	LExit	3/4/2005 08:00	Stop Loss	70.36	1	($2,347.50)		
394	Buy	3/3/2005 15:00	ES Mom 384: Buy	1161.75			@ES	F1 Momentum ES
	LExit	3/7/2005 15:00	Profit Target	1175.75	1	$670.00		
395	Buy	3/3/2005 15:00	G1: Geronimo: Buy	1161.75			@ES	G1 Geronimo ES
	LExit	3/7/2005 15:00	Profit Target	1175.50	1	$657.50		
396	Buy	3/7/2005 15:00	G1: Geronimo: Buy	1175.50			@ES	G1 Geronimo ES
	LExit	3/9/2005 13:52	Stop Loss	1158.50	1	($880.00)		
397	Buy	3/7/2005 15:00	ES Mom 384: Buy	1175.75			@ES	F1 Momentum ES
	LExit	3/9/2005 13:54	Stop Loss	1158.75	1	($880.00)		
398	Buy	3/9/2005 15:00	G1: Geronimo: Buy	1157.75			@ES	G1 Geronimo ES
	LExit	3/11/2005 13:52	Profit Target	1161.75	1	$170.00		
399	Buy	3/9/2005 15:00	ES Mom 384: Buy	1158.50			@ES	F1 Momentum ES
	LExit	3/11/2005 13:54	Profit Target	1162.50	1	$170.00		
400	Buy	4/1/2005 07:57	B3 Breakout ES: Buy	1138.25			@ES	B3 Breakout ES
	LExit	4/1/2005 08:33	Stop Loss	1131.25	1	($380.00)		
401	Sell	4/12/2005 07:57	S3 Breakdown ES: S	1125.25			@ES	S3 Breakdown SHORT ES
	SExit	4/12/2005 13:03	Stop Loss	1135.50	1	($542.50)		
402	Buy	4/8/2005 14:00	P2 PushPull: Buy	70.39			@TY	P2 Momentum TY
	LExit	4/12/2005 14:00	P2 PushPull: Sell	70.91	1	$480.63		
403	Buy	4/19/2005 07:57	B3 Breakout ES: Buy	1099.50			@ES	B3 Breakout ES
	LExit	4/19/2005 14:06	B3 Breakout ES: CL	1101.75	1	$82.50		
404	Sell	4/28/2005 07:57	S3 Breakdown ES: S	1097.50			@ES	S3 Breakdown SHORT ES
	SExit	4/28/2005 14:06	S3 Breakdown ES: CL	1089.50	1	$370.00		
405	Buy	5/10/2005 15:00	G1: Geronimo: Buy	1112.50			@ES	G1 Geronimo ES

	LExit	5/12/2005 13:52	Profit Target	1118.75	1	$282.50		
406	Buy	5/10/2005 15:00	ES Mom 384: Buy	1112.50			@ES	F1 Momentum ES
	LExit	5/12/2005 13:54	Profit Target	1118.75	1	$282.50		
407	Buy	4/19/2005 12:00	P2 PushPull: Buy	72.38			@TY	P2 Momentum TY
	LExit	5/13/2005 10:00	P2 PushPull: Sell	73.00	1	$590.00		
408	Buy	5/12/2005 15:00	G1: Geronimo: Buy	1107.50			@ES	G1 Geronimo ES
	LExit	5/13/2005 13:52	Profit Target	1111.50	1	$170.00		
409	Buy	5/12/2005 15:00	ES Mom 384: Buy	1107.00			@ES	F1 Momentum ES
	LExit	5/13/2005 13:54	Profit Target	1111.00	1	$170.00		
410	Buy	5/13/2005 15:00	ES Mom 384: Buy	1101.00			@ES	F1 Momentum ES
	LExit	5/19/2005 13:54	Profit Target	1134.75	1	$1,657.50		
411	Buy	5/19/2005 15:00	G1: Geronimo: Buy	1137.50			@ES	G1 Geronimo ES
	LExit	5/23/2005 13:52	Profit Target	1141.50	1	$170.00		
412	Buy	5/19/2005 15:00	ES Mom 384: Buy	1138.00			@ES	F1 Momentum ES
	LExit	5/23/2005 13:54	Profit Target	1142.00	1	$170.00		
413	Buy	5/13/2005 10:00	P2 PushPull: Buy	72.78			@TY	P2 Momentum TY
	LExit	5/24/2005 14:00	P2 PushPull: Sell	74.06	1	$1,246.25		
414	Buy	5/23/2005 15:00	G1: Geronimo: Buy	1141.00			@ES	G1 Geronimo ES
	LExit	5/26/2005 13:52	Profit Target	1145.00	1	$170.00		
415	Buy	5/23/2005 15:00	ES Mom 384: Buy	1141.00			@ES	F1 Momentum ES
	LExit	5/26/2005 13:54	Profit Target	1145.00	1	$170.00		
416	Sell	5/26/2005 07:36	GS1: Gap SHORT	1141.00			@ES	GS1 Gap Short ES
	SExit	5/26/2005 14:00	GS1: Close	1144.75	1	($217.50)		
417	Buy	5/26/2005 12:00	P2 PushPull: Buy	73.53			@TY	P2 Momentum TY
	LExit	5/31/2005 08:00	P2 PushPull: Sell	74.11	1	$543.13		
418	Buy	5/26/2005 15:00	G1: Geronimo: Buy	1144.50			@ES	G1 Geronimo ES
	LExit	6/1/2005 13:52	Profit Target	1148.50	1	$170.00		
419	Buy	5/26/2005 15:00	ES Mom 384: Buy	1144.50			@ES	F1 Momentum ES
	LExit	6/1/2005 13:54	Profit Target	1148.50	1	$170.00		
420	Buy	6/2/2005 14:59	P2 PushPull: Buy	74.84			@TY	P2 Momentum TY
	LExit	6/3/2005 08:00	P2 PushPull: Sell	75.39	1	$511.88		
421	Buy	6/1/2005 15:00	ES Mom 384: Buy	1148.25			@ES	F1 Momentum ES
	LExit	6/3/2005 13:54	Profit Target	1152.25	1	$170.00		
422	Buy	6/3/2005 15:00	ES Mom 384: Buy	1143.50			@ES	F1 Momentum ES
	LExit	6/7/2005 13:54	Profit Target	1147.50	1	$170.00		
423	Sell	6/7/2005 07:36	GS1: Gap SHORT	1146.50			@ES	GS1 Gap Short ES
	SExit	6/7/2005 14:00	GS1: Close	1144.00	1	$95.00		
424	Buy	6/7/2005 07:57	B3 Breakout ES: Buy	1149.75			@ES	B3 Breakout ES
	LExit	6/7/2005 14:06	B3 Breakout ES: CL	1144.00	1	($317.50)		
425	Buy	6/7/2005 15:00	ES Mom 384: Buy	1144.50			@ES	F1 Momentum ES
	LExit	6/9/2005 13:54	Profit Target	1148.50	1	$170.00		
426	Buy	6/9/2005 15:00	G1: Geronimo: Buy	1147.25			@ES	G1 Geronimo ES

	LExit	6/16/2005 13:52	Profit Target	1153.25	1	$270.00		
427	Buy	6/9/2005 15:00	ES Mom 384: Buy	1148.00			@ES	F1 Momentum ES
	LExit	6/16/2005 13:54	Profit Target	1153.25	1	$232.50		
428	Buy	6/16/2005 15:00	G1: Geronimo: Buy	1158.50			@ES	G1 Geronimo ES
	LExit	6/17/2005 13:52	Profit Target	1162.50	1	$170.00		
429	Buy	6/16/2005 15:00	ES Mom 384: Buy	1158.00			@ES	F1 Momentum ES
	LExit	6/17/2005 13:54	Profit Target	1162.50	1	$195.00		
430	Buy	6/17/2005 07:57	B3 Breakout ES: Buy	1163.75			@ES	B3 Breakout ES
	LExit	6/17/2005 14:06	B3 Breakout ES: CL	1161.50	1	($142.50)		
431	Buy	6/17/2005 15:00	G1: Geronimo: Buy	1163.50			@ES	G1 Geronimo ES
	LExit	6/23/2005 13:52	Stop Loss	1146.50	1	($880.00)		
432	Buy	6/17/2005 15:00	ES Mom 384: Buy	1163.75			@ES	F1 Momentum ES
	LExit	6/23/2005 13:54	Stop Loss	1146.75	1	($880.00)		
433	Buy	6/23/2005 15:00	ES Mom 384: Buy	1147.25			@ES	F1 Momentum ES
	LExit	7/5/2005 13:54	Profit Target	1151.25	1	$170.00		
434	Buy	7/11/2005 15:00	ES Mom 384: Buy	1163.50			@ES	F1 Momentum ES
	LExit	7/12/2005 13:54	Profit Target	1167.50	1	$170.00		
435	Buy	7/14/2005 07:57	B3 Breakout ES: Buy	1176.50			@ES	B3 Breakout ES
	LExit	7/14/2005 10:03	Stop Loss	1169.50	1	($380.00)		
436	Buy	7/13/2005 15:00	G1: Geronimo: Buy	1168.00			@ES	G1 Geronimo ES
	LExit	7/14/2005 13:52	Profit Target	1173.75	1	$257.50		
437	Buy	7/12/2005 15:00	ES Mom 384: Buy	1166.75			@ES	F1 Momentum ES
	LExit	7/14/2005 13:54	Profit Target	1173.75	1	$320.00		
438	Buy	6/3/2005 10:00	P2 PushPull: Buy	74.55			@TY	P2 Momentum TY
	LExit	7/19/2005 08:00	Stop Loss	72.23	1	($2,347.50)		
439	Buy	7/14/2005 15:00	G1: Geronimo: Buy	1172.50			@ES	G1 Geronimo ES
	LExit	7/27/2005 13:52	Profit Target	1177.75	1	$232.50		
440	Buy	7/14/2005 15:00	ES Mom 384: Buy	1172.00			@ES	F1 Momentum ES
	LExit	7/27/2005 13:54	Profit Target	1177.75	1	$257.50		
441	Buy	7/27/2005 15:00	G1: Geronimo: Buy	1180.50			@ES	G1 Geronimo ES
	LExit	7/28/2005 13:52	Profit Target	1184.50	1	$170.00		
442	Buy	7/27/2005 15:00	ES Mom 384: Buy	1180.75			@ES	F1 Momentum ES
	LExit	7/28/2005 13:54	Profit Target	1184.75	1	$170.00		
443	Buy	7/28/2005 15:00	G1: Geronimo: Buy	1187.25			@ES	G1 Geronimo ES
	LExit	8/5/2005 13:52	Stop Loss	1170.25	1	($880.00)		
444	Buy	7/28/2005 15:00	ES Mom 384: Buy	1187.75			@ES	F1 Momentum ES
	LExit	8/5/2005 13:54	Stop Loss	1170.75	1	($880.00)		
445	Buy	8/9/2005 07:57	B3 Breakout ES: Buy	1172.50			@ES	B3 Breakout ES
	LExit	8/9/2005 14:06	B3 Breakout ES: CL	1175.00	1	$95.00		
446	Buy	8/10/2005 07:57	B3 Breakout ES: Buy	1180.50			@ES	B3 Breakout ES
	LExit	8/10/2005 12:27	Stop Loss	1173.50	1	($380.00)		
447	Buy	8/5/2005 15:00	ES Mom 384: Buy	1169.75			@ES	F1 Momentum ES
	LExit	8/15/2005 15:00	Profit Target	1177.00	1	$332.50		
448	Buy	8/15/2005 15:00	G1: Geronimo: Buy	1177.25			@ES	G1 Geronimo ES

	LExit	8/17/2005 13:52	Stop Loss	1160.25	1	($880.00)		
449	Buy	8/15/2005 15:00	ES Mom 384: Buy	1177.00			@ES	F1 Momentum ES
	LExit	8/18/2005 13:54	Stop Loss	1160.00	1	($880.00)		
450	Buy	8/22/2005 07:57	B3 Breakout ES: Buy	1169.25			@ES	B3 Breakout ES
	LExit	8/22/2005 10:39	Stop Loss	1162.25	1	($380.00)		
451	Buy	8/22/2005 08:00	P2 PushPull: Buy	72.09			@TY	P2 Momentum TY
	LExit	8/30/2005 10:00	P2 PushPull: Sell	72.98	1	$855.63		
452	Sell	8/30/2005 07:57	S3 Breakdown ES: S	1149.00			@ES	S3 Breakdown SHORT ES
	SExit	8/30/2005 14:06	S3 Breakdown ES: CL	1150.50	1	($105.00)		
453	Buy	8/30/2005 12:00	P2 PushPull: Buy	72.95			@TY	P2 Momentum TY
	LExit	8/31/2005 08:00	P2 PushPull: Sell	73.48	1	$496.25		
454	Sell	9/2/2005 07:36	GS1: Gap SHORT	1166.00			@ES	GS1 Gap Short ES
	SExit	9/2/2005 14:00	GS1: Close	1159.50	1	$295.00		
455	Buy	9/2/2005 12:00	P2 PushPull: Buy	73.88			@TY	P2 Momentum TY
	LExit	9/13/2005 10:00	P2 PushPull: Sell	73.38	1	($535.00)		
456	Buy	9/9/2005 15:00	G1: Geronimo: Buy	1183.00			@ES	G1 Geronimo ES
	LExit	9/15/2005 13:52	Stop Loss	1166.00	1	($880.00)		
457	Buy	9/9/2005 15:00	ES Mom 384: Buy	1182.50			@ES	F1 Momentum ES
	LExit	9/15/2005 13:54	Stop Loss	1165.50	1	($880.00)		
458	Buy	9/16/2005 07:57	B3 Breakout ES: Buy	1172.75			@ES	B3 Breakout ES
	LExit	9/16/2005 14:06	B3 Breakout ES: CL	1178.00	1	$232.50		
459	Buy	9/15/2005 15:00	ES Mom 384: Buy	1168.25			@ES	F1 Momentum ES
	LExit	9/20/2005 13:54	Profit Target	1173.50	1	$232.50		
460	Buy	9/20/2005 15:00	ES Mom 384: Buy	1162.25			@ES	F1 Momentum ES
	LExit	9/22/2005 13:54	Stop Loss	1145.25	1	($880.00)		
461	Buy	9/22/2005 15:00	ES Mom 384: Buy	1156.00			@ES	F1 Momentum ES
	LExit	9/28/2005 13:54	Profit Target	1160.00	1	$170.00		
462	Sell	9/29/2005 07:57	S3 Breakdown ES: S	1152.00			@ES	S3 Breakdown SHORT ES
	SExit	9/29/2005 11:24	Stop Loss	1162.25	1	($542.50)		
463	Buy	9/13/2005 12:00	P2 PushPull: Buy	73.20			@TY	P2 Momentum TY
	LExit	10/7/2005 08:00	Stop Loss	70.89	1	($2,347.50)		
464	Sell	10/19/2005 07:57	S3 Breakdown ES: S	1109.00			@ES	S3 Breakdown SHORT ES
	SExit	10/19/2005 11:42	Stop Loss	1119.25	1	($542.50)		
465	Buy	10/31/2005 07:57	B3 Breakout ES: Buy	1143.50			@ES	B3 Breakout ES
	LExit	10/31/2005 14:06	B3 Breakout ES: CL	1141.75	1	($117.50)		
466	Buy	11/1/2005 15:00	G1: Geronimo: Buy	1140.00			@ES	G1 Geronimo ES
	LExit	11/2/2005 13:52	Profit Target	1144.00	1	$170.00		
467	Buy	11/1/2005 15:00	ES Mom 384: Buy	1140.00			@ES	F1 Momentum ES
	LExit	11/2/2005 13:54	Profit Target	1144.00	1	$170.00		
468	Buy	11/3/2005 07:57	B3 Breakout ES: Buy	1159.50			@ES	B3 Breakout ES
	LExit	11/3/2005 14:06	B3 Breakout ES: CL	1158.00	1	($105.00)		

469	Buy	11/2/2005 15:00	ES Mom 384: Buy	1151.50			@ES	F1 Momentum ES
	LExit	11/3/2005 15:00	Profit Target	1156.75	1	$232.50		
470	Buy	11/2/2005 15:00	G1: Geronimo: Buy	1151.25			@ES	G1 Geronimo ES
	LExit	11/3/2005 15:00	Profit Target	1156.75	1	$245.00		
471	Buy	11/3/2005 15:00	G1: Geronimo: Buy	1156.75			@ES	G1 Geronimo ES
	LExit	11/7/2005 13:52	Profit Target	1160.75	1	$170.00		
472	Buy	11/3/2005 15:00	ES Mom 384: Buy	1156.75			@ES	F1 Momentum ES
	LExit	11/7/2005 13:54	Profit Target	1160.75	1	$170.00		
473	Buy	11/7/2005 15:00	G1: Geronimo: Buy	1160.00			@ES	G1 Geronimo ES
	LExit	11/9/2005 13:52	Profit Target	1164.00	1	$170.00		
474	Buy	11/7/2005 15:00	ES Mom 384: Buy	1159.50			@ES	F1 Momentum ES
	LExit	11/9/2005 13:54	Profit Target	1163.50	1	$170.00		
475	Buy	11/9/2005 15:00	G1: Geronimo: Buy	1158.25			@ES	G1 Geronimo ES
	LExit	11/10/2005 13:52	Profit Target	1162.25	1	$170.00		
476	Buy	11/9/2005 15:00	ES Mom 384: Buy	1158.25			@ES	F1 Momentum ES
	LExit	11/10/2005 13:54	Profit Target	1162.25	1	$170.00		
477	Buy	11/10/2005 15:00	ES Mom 384: Buy	1168.00			@ES	F1 Momentum ES
	LExit	11/11/2005 15:00	Profit Target	1172.00	1	$170.00		
478	Buy	11/14/2005 15:00	ES Mom 384: Buy	1170.75			@ES	F1 Momentum ES
	LExit	11/15/2005 13:54	Profit Target	1174.75	1	$170.00		
479	Buy	11/17/2005 07:57	B3 Breakout ES: Buy	1172.75			@ES	B3 Breakout ES
	LExit	11/17/2005 14:06	B3 Breakout ES: CL	1179.50	1	$307.50		
480	Buy	11/11/2005 15:00	G1: Geronimo: Buy	1171.75			@ES	G1 Geronimo ES
	LExit	11/18/2005 15:00	Profit Target	1185.00	1	$632.50		
481	Buy	11/15/2005 15:00	ES Mom 384: Buy	1165.50			@ES	F1 Momentum ES
	LExit	11/18/2005 15:00	Profit Target	1185.00	1	$945.00		
482	Buy	11/18/2005 15:00	G1: Geronimo: Buy	1185.00			@ES	G1 Geronimo ES
	LExit	11/21/2005 13:52	Profit Target	1189.00	1	$170.00		
483	Buy	11/18/2005 15:00	ES Mom 384: Buy	1185.00			@ES	F1 Momentum ES
	LExit	11/21/2005 13:54	Profit Target	1189.00	1	$170.00		
484	Buy	11/21/2005 15:00	G1: Geronimo: Buy	1191.75			@ES	G1 Geronimo ES
	LExit	11/24/2005 13:52	Profit Target	1200.25	1	$395.00		
485	Buy	11/21/2005 15:00	ES Mom 384: Buy	1191.50			@ES	F1 Momentum ES
	LExit	11/24/2005 13:54	Profit Target	1200.25	1	$407.50		
486	Buy	11/23/2005 10:00	P2 PushPull: Buy	70.72			@TY	P2 Momentum TY
	LExit	11/28/2005 12:00	P2 PushPull: Sell	71.22	1	$465.00		
487	Buy	11/25/2005 13:54	ES Mom 384: Buy	1202.75			@ES	F1 Momentum ES
	LExit	11/30/2005	Stop Loss	1185.75	1	($880.00)		

		13:54						
488	Buy	11/25/2005 13:52	G1: Geronimo: Buy	1202.75			@ES	G1 Geronimo ES
	LExit	11/30/2005 15:00	Stop Loss	1185.75	1	($880.00)		
489	Buy	11/30/2005 15:00	ES Mom 384: Buy	1186.00			@ES	F1 Momentum ES
	LExit	12/2/2005 15:00	Profit Target	1200.75	1	$707.50		
490	Buy	12/2/2005 15:00	ES Mom 384: Buy	1200.75			@ES	F1 Momentum ES
	LExit	12/15/2005 15:00	Profit Target	1205.25	1	$195.00		
491	Buy	12/2/2005 15:00	G1: Geronimo: Buy	1201.25			@ES	G1 Geronimo ES
	LExit	12/15/2005 15:00	Profit Target	1205.25	1	$170.00		
492	Buy	11/28/2005 14:00	P2 PushPull: Buy	71.11			@TY	P2 Momentum TY
	LExit	12/16/2005 08:00	P2 PushPull: Sell	71.11	1	($35.00)		
493	Buy	12/15/2005 15:00	G1: Geronimo: Buy	1205.25			@ES	G1 Geronimo ES
	LExit	12/16/2005 13:52	Profit Target	1209.25	1	$170.00		
494	Buy	12/15/2005 15:00	ES Mom 384: Buy	1205.25			@ES	F1 Momentum ES
	LExit	12/16/2005 13:54	Profit Target	1209.25	1	$170.00		
495	Buy	12/16/2005 10:00	P2 PushPull: Buy	71.06			@TY	P2 Momentum TY
	LExit	12/23/2005 12:00	P2 PushPull: Sell	71.50	1	$402.50		
496	Buy	12/27/2005 07:57	B3 Breakout ES: Buy	1205.25			@ES	B3 Breakout ES
	LExit	12/27/2005 09:36	Stop Loss	1198.25	1	($380.00)		
497	Buy	12/16/2005 15:00	ES Mom 384: Buy	1202.50			@ES	F1 Momentum ES
	LExit	12/29/2005 15:00	Stop Loss	1185.50	1	($880.00)		
498	Buy	12/16/2005 15:00	G1: Geronimo: Buy	1203.25			@ES	G1 Geronimo ES
	LExit	12/29/2005 15:00	Stop Loss	1186.25	1	($880.00)		
499	Buy	12/28/2005 14:00	P2 PushPull: Buy	71.50			@TY	P2 Momentum TY
	LExit	1/6/2006 08:00	P2 PushPull: Sell	72.00	1	$465.00		
500	Buy	1/5/2006 15:00	G1: Geronimo: Buy	1205.00			@ES	G1 Geronimo ES
	LExit	1/6/2006 13:52	Profit Target	1214.25	1	$432.50		
501	Buy	1/5/2006 15:00	ES Mom 384: Buy	1205.25			@ES	F1 Momentum ES
	LExit	1/6/2006 13:54	Profit Target	1214.25	1	$420.00		
502	Buy	1/6/2006 07:57	B3 Breakout ES: Buy	1212.25			@ES	B3 Breakout ES
	LExit	1/6/2006 14:06	B3 Breakout ES: CL	1217.75	1	$245.00		
503	Buy	1/6/2006 15:00	ES Mom 384: Buy	1217.25			@ES	F1 Momentum ES
	LExit	1/10/2006 13:54	Profit Target	1221.25	1	$170.00		
504	Buy	1/10/2006 15:00	G1: Geronimo: Buy	1221.50			@ES	G1 Geronimo ES
	LExit	1/11/2006 13:52	Profit Target	1225.50	1	$170.00		
505	Buy	1/10/2006 15:00	ES Mom 384: Buy	1221.75			@ES	F1 Momentum ES
	LExit	1/11/2006 13:54	Profit Target	1225.75	1	$170.00		
506	Buy	1/11/2006 15:00	G1: Geronimo: Buy	1226.00			@ES	G1 Geronimo ES

	LExit	1/17/2006 15:00	Stop Loss	1209.00	1	($880.00)		
507	Buy	1/11/2006 15:00	ES Mom 384: Buy	1225.50			@ES	F1 Momentum ES
	LExit	1/18/2006 13:54	Stop Loss	1207.75	1	($917.50)		
508	Buy	1/18/2006 15:00	ES Mom 384: Buy	1209.75			@ES	F1 Momentum ES
	LExit	1/20/2006 13:54	Stop Loss	1192.75	1	($880.00)		
509	Buy	1/20/2006 15:00	ES Mom 384: Buy	1193.50			@ES	F1 Momentum ES
	LExit	1/24/2006 13:54	Profit Target	1197.50	1	$170.00		
510	Buy	1/24/2006 07:57	B3 Breakout ES: Buy	1200.25			@ES	B3 Breakout ES
	LExit	1/24/2006 14:06	B3 Breakout ES: CL	1197.00	1	($192.50)		
511	Buy	1/25/2006 15:00	ES Mom 384: Buy	1195.00			@ES	F1 Momentum ES
	LExit	1/26/2006 13:54	Profit Target	1203.25	1	$382.50		
512	Buy	1/26/2006 07:57	B3 Breakout ES: Buy	1201.50			@ES	B3 Breakout ES
	LExit	1/26/2006 14:06	B3 Breakout ES: CL	1203.75	1	$82.50		
513	Buy	1/26/2006 15:00	G1: Geronimo: Buy	1203.75			@ES	G1 Geronimo ES
	LExit	1/27/2006 13:52	Profit Target	1207.75	1	$170.00		
514	Buy	1/26/2006 15:00	ES Mom 384: Buy	1203.25			@ES	F1 Momentum ES
	LExit	1/27/2006 13:54	Profit Target	1207.25	1	$170.00		
515	Buy	1/27/2006 15:00	G1: Geronimo: Buy	1214.25			@ES	G1 Geronimo ES
	LExit	1/30/2006 13:52	Profit Target	1218.25	1	$170.00		
516	Buy	1/27/2006 15:00	ES Mom 384: Buy	1214.00			@ES	F1 Momentum ES
	LExit	1/30/2006 13:54	Profit Target	1218.00	1	$170.00		
517	Buy	1/30/2006 15:00	G1: Geronimo: Buy	1215.00			@ES	G1 Geronimo ES
	LExit	2/2/2006 13:52	Stop Loss	1198.00	1	($880.00)		
518	Buy	1/30/2006 15:00	ES Mom 384: Buy	1215.00			@ES	F1 Momentum ES
	LExit	2/2/2006 13:54	Stop Loss	1198.00	1	($880.00)		
519	Sell	2/9/2006 07:36	GS1: Gap SHORT	1196.50			@ES	GS1 Gap Short ES
	SExit	2/9/2006 14:00	GS1: Close	1193.00	1	$145.00		
520	Buy	2/16/2006 15:00	G1: Geronimo: Buy	1216.75			@ES	G1 Geronimo ES
	LExit	2/21/2006 13:52	Profit Target	1220.75	1	$170.00		
521	Buy	2/21/2006 15:00	G1: Geronimo: Buy	1213.00			@ES	G1 Geronimo ES
	LExit	2/22/2006 13:52	Profit Target	1217.00	1	$170.00		
522	Buy	2/16/2006 15:00	ES Mom 384: Buy	1217.25			@ES	F1 Momentum ES
	LExit	2/22/2006 13:54	Profit Target	1221.25	1	$170.00		
523	Buy	2/22/2006 07:57	B3 Breakout ES: Buy	1214.75			@ES	B3 Breakout ES
	LExit	2/22/2006 14:06	B3 Breakout ES: CL	1219.50	1	$207.50		
524	Buy	2/22/2006 15:00	ES Mom 384: Buy	1221.50			@ES	F1 Momentum ES
	LExit	2/27/2006 13:54	Profit Target	1225.50	1	$170.00		
525	Buy	1/6/2006 12:00	P2 PushPull: Buy	71.55			@TY	P2 Momentum TY
	LExit	3/2/2006 12:00	Stop Loss	69.23	1	($2,347.50)		
526	Buy	3/2/2006 15:00	G1: Geronimo: Buy	1216.75			@ES	G1 Geronimo ES
	LExit	3/3/2006 13:52	Profit Target	1220.75	1	$170.00		
527	Buy	2/27/2006 15:00	ES Mom 384: Buy	1222.75			@ES	F1 Momentum ES
	LExit	3/6/2006 13:54	Stop Loss	1205.75	1	($880.00)		
528	Buy	3/8/2006 15:00	G1: Geronimo:	1206.25			@ES	G1 Geronimo ES

528	Buy	3/6/2006 15:00	Buy	1200.25			@ES	G1 Geronimo ES
	LExit	3/9/2006 13:52	Profit Target	1210.25	1	$170.00		
529	Buy	3/6/2006 15:00	ES Mom 384: Buy	1205.00			@ES	F1 Momentum ES
	LExit	3/9/2006 13:54	Profit Target	1209.00	1	$170.00		
530	Buy	3/9/2006 15:00	ES Mom 384: Buy	1199.75			@ES	F1 Momentum ES
	LExit	3/13/2006 15:00	Profit Target	1211.00	1	$532.50		
531	Buy	3/9/2006 15:00	G1: Geronimo: Buy	1199.75			@ES	G1 Geronimo ES
	LExit	3/13/2006 15:00	Profit Target	1211.00	1	$532.50		
532	Buy	3/13/2006 15:00	G1: Geronimo: Buy	1211.00			@ES	G1 Geronimo ES
	LExit	3/14/2006 13:52	Profit Target	1215.00	1	$170.00		
533	Buy	3/13/2006 15:00	ES Mom 384: Buy	1211.00			@ES	F1 Momentum ES
	LExit	3/14/2006 13:54	Profit Target	1215.00	1	$170.00		
534	Buy	3/14/2006 15:00	ES Mom 384: Buy	1224.75			@ES	F1 Momentum ES
	LExit	3/16/2006 15:00	Profit Target	1233.50	1	$407.50		
535	Buy	3/14/2006 15:00	G1: Geronimo: Buy	1224.75			@ES	G1 Geronimo ES
	LExit	3/16/2006 15:00	Profit Target	1233.50	1	$407.50		
536	Buy	3/16/2006 15:00	G1: Geronimo: Buy	1233.50			@ES	G1 Geronimo ES
	LExit	3/21/2006 13:52	Profit Target	1237.50	1	$170.00		
537	Buy	3/16/2006 15:00	ES Mom 384: Buy	1233.50			@ES	F1 Momentum ES
	LExit	3/21/2006 13:54	Profit Target	1237.50	1	$170.00		
538	Buy	3/21/2006 15:00	ES Mom 384: Buy	1223.25			@ES	F1 Momentum ES
	LExit	3/23/2006 13:54	Profit Target	1229.25	1	$270.00		
539	Buy	3/23/2006 15:00	G1: Geronimo: Buy	1227.50			@ES	G1 Geronimo ES
	LExit	3/24/2006 13:52	Profit Target	1231.50	1	$170.00		
540	Buy	3/23/2006 15:00	ES Mom 384: Buy	1227.50			@ES	F1 Momentum ES
	LExit	3/24/2006 13:54	Profit Target	1231.50	1	$170.00		
541	Buy	3/24/2006 15:00	G1: Geronimo: Buy	1228.75			@ES	G1 Geronimo ES
	LExit	3/30/2006 13:52	Profit Target	1232.75	1	$170.00		
542	Buy	3/24/2006 15:00	ES Mom 384: Buy	1228.75			@ES	F1 Momentum ES
	LExit	3/30/2006 13:54	Profit Target	1232.75	1	$170.00		
543	Buy	3/30/2006 15:00	ES Mom 384: Buy	1225.75			@ES	F1 Momentum ES
	LExit	4/6/2006 13:54	Profit Target	1233.00	1	$332.50		
544	Buy	4/6/2006 15:00	G1: Geronimo: Buy	1233.25			@ES	G1 Geronimo ES
	LExit	4/7/2006 13:52	Profit Target	1237.25	1	$170.00		
545	Buy	4/6/2006 15:00	ES Mom 384: Buy	1233.00			@ES	F1 Momentum ES
	LExit	4/7/2006 13:54	Profit Target	1237.00	1	$170.00		
546	Buy	4/7/2006 15:00	ES Mom 384: Buy	1219.50			@ES	F1 Momentum ES
	LExit	4/11/2006 13:54	Profit Target	1223.50	1	$170.00		
547	Buy	4/20/2006 15:00	G1: Geronimo: Buy	1233.75			@ES	G1 Geronimo ES
	LExit	4/21/2006 13:52	Profit Target	1239.50	1	$257.50		
548	Buy	4/20/2006 15:00	ES Mom 384: Buy	1233.75			@ES	F1 Momentum ES
	LExit	4/21/2006 13:54	Profit Target	1239.50	1	$257.50		
549	Buy	4/26/2006 07:57	B3 Breakout ES: Buy	1227.75			@ES	B3 Breakout ES
	LExit	4/26/2006 14:06	B3 Breakout ES: CL	1226.00	1	($117.50)		
550	Buy	4/25/2006 15:00	G1: Geronimo: Buy	1223.00			@ES	G1 Geronimo ES

	LExit	4/26/2006 15:00	Profit Target	1227.00	1	$170.00		
551	Buy	4/21/2006 15:00	ES Mom 384: Buy	1233.00			@ES	F1 Momentum ES
	LExit	4/27/2006 13:54	Profit Target	1237.00	1	$170.00		
552	Buy	5/1/2006 07:57	B3 Breakout ES: Buy	1236.50			@ES	B3 Breakout ES
	LExit	5/1/2006 13:21	Stop Loss	1229.50	1	($380.00)		
553	Buy	4/27/2006 15:00	ES Mom 384: Buy	1231.75			@ES	F1 Momentum ES
	LExit	5/1/2006 13:54	Profit Target	1235.75	1	$170.00		
554	Buy	4/27/2006 15:00	G1: Geronimo: Buy	1232.25			@ES	G1 Geronimo ES
	LExit	5/4/2006 13:52	Profit Target	1236.25	1	$170.00		
555	Buy	5/1/2006 15:00	ES Mom 384: Buy	1226.50			@ES	F1 Momentum ES
	LExit	5/4/2006 13:54	Profit Target	1230.50	1	$170.00		
556	Buy	5/4/2006 07:57	B3 Breakout ES: Buy	1232.75			@ES	B3 Breakout ES
	LExit	5/4/2006 14:06	B3 Breakout ES: CL	1233.00	1	($17.50)		
557	Buy	5/4/2006 15:00	G1: Geronimo: Buy	1233.25			@ES	G1 Geronimo ES
	LExit	5/5/2006 13:52	Profit Target	1240.00	1	$307.50		
558	Buy	5/4/2006 15:00	ES Mom 384: Buy	1232.75			@ES	F1 Momentum ES
	LExit	5/5/2006 13:54	Profit Target	1240.00	1	$332.50		
559	Buy	5/5/2006 07:57	B3 Breakout ES: Buy	1241.25			@ES	B3 Breakout ES
	LExit	5/5/2006 14:06	B3 Breakout ES: CL	1246.00	1	$207.50		
560	Buy	5/5/2006 15:00	G1: Geronimo: Buy	1246.75			@ES	G1 Geronimo ES
	LExit	5/11/2006 13:52	Stop Loss	1229.75	1	($880.00)		
561	Buy	5/5/2006 15:00	ES Mom 384: Buy	1246.75			@ES	F1 Momentum ES
	LExit	5/11/2006 13:54	Stop Loss	1229.75	1	($880.00)		
562	Buy	5/11/2006 15:00	ES Mom 384: Buy	1226.00			@ES	F1 Momentum ES
	LExit	5/15/2006 13:54	Stop Loss	1206.00	1	($1,030.00)		
563	Buy	5/23/2006 10:00	P2 PushPull: Buy	67.59			@TY	P2 Momentum TY
	LExit	5/24/2006 08:00	P2 PushPull: Sell	67.98	1	$355.63		
564	Buy	5/25/2006 07:57	B3 Breakout ES: Buy	1185.00			@ES	B3 Breakout ES
	LExit	5/25/2006 14:06	B3 Breakout ES: CL	1191.25	1	$282.50		
565	Buy	5/26/2006 07:57	B3 Breakout ES: Buy	1195.25			@ES	B3 Breakout ES
	LExit	5/26/2006 14:06	B3 Breakout ES: CL	1198.25	1	$120.00		
566	Sell	5/30/2006 07:57	S3 Breakdown ES: S	1189.25			@ES	S3 Breakdown SHORT ES
	SExit	5/30/2006 14:06	S3 Breakdown ES: CL	1176.25	1	$620.00		
567	Buy	5/24/2006 08:00	P2 PushPull: Buy	67.94			@TY	P2 Momentum TY
	LExit	6/2/2006 08:00	P2 PushPull: Sell	67.80	1	($175.63)		
568	Sell	6/5/2006 07:57	S3 Breakdown ES: S	1199.75			@ES	S3 Breakdown SHORT ES
	SExit	6/5/2006 14:06	S3 Breakdown ES: CL	1184.50	1	$732.50		
569	Buy	6/5/2006 08:00	P2 PushPull: Buy	68.00			@TY	P2 Momentum TY
	LExit	6/8/2006 10:00	P2 PushPull: Sell	68.31	1	$277.50		
570	Buy	6/15/2006 07:57	B3 Breakout ES: Buy	1153.50			@ES	B3 Breakout ES

	LExit	6/15/2006 14:06	B3 Breakout ES: CL	1173.50	1	$970.00		
571	Buy	6/29/2006 07:57	B3 Breakout ES: Buy	1169.25			@ES	B3 Breakout ES
	LExit	6/29/2006 14:06	B3 Breakout ES: CL	1188.25	1	$920.00		
572	Buy	7/3/2006 15:00	G1: Geronimo: Buy	1193.50			@ES	G1 Geronimo ES
	LExit	7/7/2006 13:52	Stop Loss	1176.50	1	($880.00)		
573	Buy	7/3/2006 15:00	ES Mom 384: Buy	1193.50			@ES	F1 Momentum ES
	LExit	7/7/2006 13:54	Stop Loss	1176.50	1	($880.00)		
574	Buy	7/7/2006 15:00	ES Mom 384: Buy	1179.25			@ES	F1 Momentum ES
	LExit	7/10/2006 13:54	Profit Target	1183.25	1	$170.00		
575	Buy	7/10/2006 15:00	G1: Geronimo: Buy	1181.50			@ES	G1 Geronimo ES
	LExit	7/11/2006 13:52	Profit Target	1185.50	1	$170.00		
576	Buy	7/10/2006 15:00	ES Mom 384: Buy	1181.75			@ES	F1 Momentum ES
	LExit	7/11/2006 13:54	Profit Target	1185.75	1	$170.00		
577	Buy	7/11/2006 15:00	ES Mom 384: Buy	1186.75			@ES	F1 Momentum ES
	LExit	7/13/2006 13:54	Stop Loss	1167.75	1	($980.00)		
578	Sell	7/13/2006 07:57	S3 Breakdown ES: S	1165.50			@ES	S3 Breakdown SHORT ES
	SExit	7/13/2006 14:06	S3 Breakdown ES: CL	1152.75	1	$607.50		
579	Buy	7/13/2006 15:00	ES Mom 384: Buy	1156.75			@ES	F1 Momentum ES
	LExit	7/18/2006 13:54	Stop Loss	1139.75	1	($880.00)		
580	Buy	7/19/2006 07:57	B3 Breakout ES: Buy	1157.50			@ES	B3 Breakout ES
	LExit	7/19/2006 14:06	B3 Breakout ES: CL	1171.50	1	$670.00		
581	Buy	7/21/2006 15:00	G1: Geronimo: Buy	1153.00			@ES	G1 Geronimo ES
	LExit	7/24/2006 13:52	Profit Target	1157.00	1	$170.00		
582	Buy	7/21/2006 15:00	ES Mom 384: Buy	1152.50			@ES	F1 Momentum ES
	LExit	7/24/2006 13:54	Profit Target	1156.50	1	$170.00		
583	Buy	7/24/2006 07:57	B3 Breakout ES: Buy	1160.50			@ES	B3 Breakout ES
	LExit	7/24/2006 14:06	B3 Breakout ES: CL	1173.00	1	$595.00		
584	Buy	7/25/2006 15:00	ES Mom 384: Buy	1180.75			@ES	F1 Momentum ES
	LExit	7/27/2006 13:54	Profit Target	1184.75	1	$170.00		
585	Buy	6/9/2006 08:00	P2 PushPull: Buy	67.95			@TY	P2 Momentum TY
	LExit	7/28/2006 08:00	P2 PushPull: Sell	68.27	1	$277.50		
586	Sell	8/1/2006 07:57	S3 Breakdown ES: S	1181.25			@ES	S3 Breakdown SHORT ES
	SExit	8/1/2006 14:06	S3 Breakdown ES: CL	1181.50	1	($42.50)		
587	Buy	8/2/2006 07:57	B3 Breakout ES: Buy	1187.25			@ES	B3 Breakout ES
	LExit	8/2/2006 14:06	B3 Breakout ES: CL	1189.00	1	$57.50		
588	Buy	8/2/2006 15:00	G1: Geronimo: Buy	1188.00			@ES	G1 Geronimo ES
	LExit	8/3/2006 13:52	Profit Target	1192.00	1	$170.00		
589	Buy	8/2/2006 15:00	ES Mom 384: Buy	1187.50			@ES	F1 Momentum ES
	LExit	8/3/2006 13:54	Profit Target	1191.50	1	$170.00		
590	Buy	7/31/2006 08:00	P2 PushPull: Buy	68.13			@TY	P2 Momentum TY
	LExit	8/4/2006 08:00	P2 PushPull:	68.73	1	$574.38		

	LExit	8/4/2006 08:00	Sell	68.75	1	$574.38		
591	Buy	8/4/2006 07:57	B3 Breakout ES: Buy	1201.50			@ES	B3 Breakout ES
	LExit	8/4/2006 09:54	Stop Loss	1194.50	1	($380.00)		
592	Sell	8/4/2006 07:36	GS1: Gap SHORT	1198.50			@ES	GS1 Gap Short ES
	SExit	8/4/2006 12:26	Profit Target	1184.50	1	$670.00		
593	Buy	8/3/2006 15:00	G1: Geronimo: Buy	1190.00			@ES	G1 Geronimo ES
	LExit	8/4/2006 13:52	Profit Target	1199.25	1	$432.50		
594	Buy	8/7/2006 15:00	G1: Geronimo: Buy	1185.25			@ES	G1 Geronimo ES
	LExit	8/8/2006 13:52	Profit Target	1189.25	1	$170.00		
595	Buy	8/3/2006 15:00	ES Mom 384: Buy	1190.00			@ES	F1 Momentum ES
	LExit	8/10/2006 13:54	Stop Loss	1172.75	1	($892.50)		
596	Buy	8/11/2006 15:00	G1: Geronimo: Buy	1176.50			@ES	G1 Geronimo ES
	LExit	8/14/2006 13:52	Profit Target	1183.50	1	$320.00		
597	Buy	8/10/2006 15:00	ES Mom 384: Buy	1181.50			@ES	F1 Momentum ES
	LExit	8/14/2006 13:54	Profit Target	1185.50	1	$170.00		
598	Buy	8/14/2006 07:57	B3 Breakout ES: Buy	1182.75			@ES	B3 Breakout ES
	LExit	8/14/2006 14:06	B3 Breakout ES: CL	1178.50	1	($242.50)		
599	Buy	8/14/2006 15:00	G1: Geronimo: Buy	1177.25			@ES	G1 Geronimo ES
	LExit	8/15/2006 13:52	Profit Target	1189.25	1	$570.00		
600	Buy	8/14/2006 15:00	ES Mom 384: Buy	1177.00			@ES	F1 Momentum ES
	LExit	8/15/2006 13:54	Profit Target	1189.25	1	$582.50		
601	Sell	8/16/2006 07:36	GS1: Gap SHORT	1198.50			@ES	GS1 Gap Short ES
	SExit	8/16/2006 14:00	GS1: Close	1204.25	1	($317.50)		
602	Buy	8/8/2006 08:00	P2 PushPull: Buy	68.52			@TY	P2 Momentum TY
	LExit	8/17/2006 08:00	P2 PushPull: Sell	69.13	1	$574.38		
603	Buy	8/15/2006 15:00	ES Mom 384: Buy	1194.50			@ES	F1 Momentum ES
	LExit	8/17/2006 13:54	Profit Target	1202.00	1	$345.00		
604	Buy	8/17/2006 15:00	G1: Geronimo: Buy	1206.25			@ES	G1 Geronimo ES
	LExit	8/18/2006 13:52	Profit Target	1210.25	1	$170.00		
605	Buy	8/17/2006 15:00	ES Mom 384: Buy	1206.50			@ES	F1 Momentum ES
	LExit	8/18/2006 13:54	Profit Target	1210.50	1	$170.00		
606	Buy	8/18/2006 15:00	G1: Geronimo: Buy	1210.75			@ES	G1 Geronimo ES
	LExit	9/1/2006 13:52	Profit Target	1215.00	1	$182.50		
607	Buy	8/18/2006 15:00	ES Mom 384: Buy	1210.50			@ES	F1 Momentum ES
	LExit	9/1/2006 13:54	Profit Target	1215.00	1	$195.00		
608	Buy	9/1/2006 07:57	B3 Breakout ES: Buy	1215.25			@ES	B3 Breakout ES
	LExit	9/1/2006 14:06	B3 Breakout ES: CL	1217.75	1	$95.00		
609	Buy	9/1/2006 15:00	G1: Geronimo: Buy	1217.00			@ES	G1 Geronimo ES
	LExit	9/4/2006 13:52	Profit Target	1221.00	1	$170.00		
610	Buy	9/1/2006 15:00	ES Mom 384: Buy	1217.50			@ES	F1 Momentum ES
	LExit	9/4/2006 13:54	Profit Target	1221.50	1	$170.00		
611	Buy	9/4/2006 07:57	B3 Breakout ES: Buy	1220.00			@ES	B3 Breakout ES
	LExit	9/5/2006 14:06	B3 Breakout ES: CL	1220.00	1	($30.00)		

612	Buy	9/5/2006 13:52	G1: Geronimo: Buy	1218.50			@ES	G1 Geronimo ES
	LExit	9/7/2006 13:52	Stop Loss	1201.50	1	($880.00)		
613	Buy	9/5/2006 13:54	ES Mom 384: Buy	1218.50			@ES	F1 Momentum ES
	LExit	9/7/2006 13:54	Stop Loss	1201.50	1	($880.00)		
614	Buy	9/7/2006 15:00	ES Mom 384: Buy	1200.75			@ES	F1 Momentum ES
	LExit	9/8/2006 13:54	Profit Target	1204.75	1	$170.00		
615	Sell	9/11/2006 07:57	S3 Breakdown ES: S	1200.00			@ES	S3 Breakdown SHORT ES
	SExit	9/11/2006 14:06	S3 Breakdown ES: CL	1206.50	1	($355.00)		
616	Buy	9/8/2006 15:00	ES Mom 384: Buy	1205.25			@ES	F1 Momentum ES
	LExit	9/14/2006 15:00	Profit Target	1222.25	1	$820.00		
617	Buy	9/14/2006 15:00	G1: Geronimo: Buy	1221.75			@ES	G1 Geronimo ES
	LExit	9/15/2006 13:52	Profit Target	1230.25	1	$395.00		
618	Buy	9/14/2006 15:00	ES Mom 384: Buy	1222.25			@ES	F1 Momentum ES
	LExit	9/15/2006 13:54	Profit Target	1230.25	1	$370.00		
619	Buy	9/15/2006 07:57	B3 Breakout ES: Buy	1227.00			@ES	B3 Breakout ES
	LExit	9/15/2006 14:06	B3 Breakout ES: CL	1226.50	1	($55.00)		
620	Buy	9/15/2006 15:00	G1: Geronimo: Buy	1226.50			@ES	G1 Geronimo ES
	LExit	9/18/2006 13:52	Profit Target	1230.50	1	$170.00		
621	Buy	9/15/2006 15:00	ES Mom 384: Buy	1226.50			@ES	F1 Momentum ES
	LExit	9/18/2006 13:54	Profit Target	1230.50	1	$170.00		
622	Buy	9/20/2006 07:57	B3 Breakout ES: Buy	1230.00			@ES	B3 Breakout ES
	LExit	9/20/2006 14:06	B3 Breakout ES: CL	1230.75	1	$7.50		
623	Buy	9/18/2006 15:00	ES Mom 384: Buy	1226.00			@ES	F1 Momentum ES
	LExit	9/20/2006 15:00	Profit Target	1230.50	1	$195.00		
624	Buy	9/18/2006 15:00	G1: Geronimo: Buy	1226.25			@ES	G1 Geronimo ES
	LExit	9/20/2006 15:00	Profit Target	1230.75	1	$195.00		
625	Buy	8/23/2006 10:00	P2 PushPull: Buy	68.98			@TY	P2 Momentum TY
	LExit	9/21/2006 14:00	P2 PushPull: Sell	70.22	1	$1,199.38		
626	Buy	9/25/2006 07:57	B3 Breakout ES: Buy	1222.75			@ES	B3 Breakout ES
	LExit	9/25/2006 08:51	Stop Loss	1215.75	1	($380.00)		
627	Buy	9/22/2006 08:00	P2 PushPull: Buy	70.41			@TY	P2 Momentum TY
	LExit	9/25/2006 10:00	P2 PushPull: Sell	70.92	1	$480.63		
628	Buy	9/20/2006 15:00	G1: Geronimo: Buy	1230.75			@ES	G1 Geronimo ES
	LExit	9/28/2006 13:52	Profit Target	1241.75	1	$520.00		
629	Buy	9/20/2006 15:00	ES Mom 384: Buy	1230.50			@ES	F1 Momentum ES
	LExit	9/28/2006 13:54	Profit Target	1241.75	1	$532.50		
630	Buy	9/28/2006 15:00	G1: Geronimo: Buy	1243.25			@ES	G1 Geronimo ES
	LExit	10/4/2006 13:52	Profit Target	1247.25	1	$170.00		
631	Buy	9/28/2006 15:00	ES Mom 384: Buy	1243.25			@ES	F1 Momentum ES
	LExit	10/4/2006 13:54	Profit Target	1247.25	1	$170.00		
632	Buy	9/27/2006 14:00	P2 PushPull: Buy	70.50			@TY	P2 Momentum TY
	LExit	10/4/2006 14:59	P2 PushPull:	70.88	1	$340.00		

			Sell					
633	Buy	10/4/2006 15:00	ES Mom 384: Buy	1252.75			@ES	F1 Momentum ES
	LExit	10/10/2006 15:00	Profit Target	1256.75	1	$170.00		
634	Buy	10/10/2006 15:00	G1: Geronimo: Buy	1256.00			@ES	G1 Geronimo ES
	LExit	10/12/2006 15:00	Profit Target	1264.75	1	$407.50		
635	Buy	10/11/2006 15:00	ES Mom 384: Buy	1252.50			@ES	F1 Momentum ES
	LExit	10/12/2006 15:00	Profit Target	1265.25	1	$607.50		
636	Buy	10/12/2006 15:00	G1: Geronimo: Buy	1264.75			@ES	G1 Geronimo ES
	LExit	10/13/2006 13:52	Profit Target	1268.75	1	$170.00		
637	Buy	10/13/2006 15:00	G1: Geronimo: Buy	1267.50			@ES	G1 Geronimo ES
	LExit	10/16/2006 13:52	Profit Target	1271.50	1	$170.00		
638	Buy	10/12/2006 15:00	ES Mom 384: Buy	1265.25			@ES	F1 Momentum ES
	LExit	10/16/2006 13:54	Profit Target	1269.25	1	$170.00		
639	Buy	10/18/2006 07:57	B3 Breakout ES: Buy	1274.00			@ES	B3 Breakout ES
	LExit	10/18/2006 08:33	Stop Loss	1267.00	1	($380.00)		
640	Buy	10/16/2006 15:00	G1: Geronimo: Buy	1272.00			@ES	G1 Geronimo ES
	LExit	10/23/2006 13:52	Profit Target	1276.00	1	$170.00		
641	Buy	10/16/2006 15:00	ES Mom 384: Buy	1271.50			@ES	F1 Momentum ES
	LExit	10/23/2006 13:54	Profit Target	1275.50	1	$170.00		
642	Buy	10/23/2006 15:00	ES Mom 384: Buy	1277.50			@ES	F1 Momentum ES
	LExit	10/25/2006 15:00	Profit Target	1282.00	1	$195.00		
643	Buy	10/25/2006 15:00	G1: Geronimo: Buy	1282.50			@ES	G1 Geronimo ES
	LExit	10/26/2006 13:52	Profit Target	1286.50	1	$170.00		
644	Buy	10/25/2006 15:00	ES Mom 384: Buy	1282.00			@ES	F1 Momentum ES
	LExit	10/26/2006 13:54	Profit Target	1286.25	1	$182.50		
645	Buy	10/26/2006 15:00	G1: Geronimo: Buy	1289.00			@ES	G1 Geronimo ES
	LExit	10/31/2006 13:52	Stop Loss	1272.00	1	($880.00)		
646	Buy	10/26/2006 15:00	ES Mom 384: Buy	1289.00			@ES	F1 Momentum ES
	LExit	10/31/2006 13:54	Stop Loss	1272.00	1	($880.00)		
647	Buy	11/1/2006 07:57	B3 Breakout ES: Buy	1280.75			@ES	B3 Breakout ES
	LExit	11/1/2006 09:36	Stop Loss	1273.75	1	($380.00)		
648	Buy	10/31/2006 15:00	ES Mom 384: Buy	1277.25			@ES	F1 Momentum ES
	LExit	11/1/2006 13:54	Profit Target	1281.25	1	$170.00		
649	Buy	10/31/2006 15:00	G1: Geronimo: Buy	1277.75			@ES	G1 Geronimo ES
	LExit	11/3/2006 13:52	Stop Loss	1260.75	1	($880.00)		
650	Buy	11/1/2006 15:00	ES Mom 384: Buy	1266.75			@ES	F1 Momentum ES
	LExit	11/3/2006 13:54	Profit Target	1270.75	1	$170.00		

651	Buy	10/4/2006 14:59	P2 PushPull: Buy	70.78			@TY	P2 Momentum TY
	LExit	11/7/2006 08:00	P2 PushPull: Sell	70.11	1	($706.88)		
652	Buy	11/3/2006 15:00	ES Mom 384: Buy	1264.00			@ES	F1 Momentum ES
	LExit	11/9/2006 15:00	Profit Target	1276.75	1	$607.50		
653	Buy	11/3/2006 15:00	G1: Geronimo: Buy	1264.50			@ES	G1 Geronimo ES
	LExit	11/9/2006 15:00	Profit Target	1277.00	1	$595.00		
654	Buy	11/9/2006 15:00	ES Mom 384: Buy	1276.75			@ES	F1 Momentum ES
	LExit	11/13/2006 15:00	Profit Target	1283.50	1	$307.50		
655	Buy	11/9/2006 15:00	G1: Geronimo: Buy	1277.00			@ES	G1 Geronimo ES
	LExit	11/13/2006 15:00	Profit Target	1284.00	1	$320.00		
656	Buy	11/13/2006 15:00	G1: Geronimo: Buy	1284.00			@ES	G1 Geronimo ES
	LExit	11/14/2006 13:52	Profit Target	1288.00	1	$170.00		
657	Buy	11/13/2006 15:00	ES Mom 384: Buy	1283.50			@ES	F1 Momentum ES
	LExit	11/14/2006 13:54	Profit Target	1287.50	1	$170.00		
658	Buy	11/14/2006 15:00	G1: Geronimo: Buy	1292.75			@ES	G1 Geronimo ES
	LExit	11/15/2006 13:52	Profit Target	1296.75	1	$170.00		
659	Buy	11/14/2006 15:00	ES Mom 384: Buy	1292.25			@ES	F1 Momentum ES
	LExit	11/15/2006 13:54	Profit Target	1296.25	1	$170.00		
660	Buy	11/15/2006 15:00	G1: Geronimo: Buy	1295.50			@ES	G1 Geronimo ES
	LExit	11/16/2006 13:52	Profit Target	1299.75	1	$182.50		
661	Sell	11/16/2006 07:36	GS1: Gap SHORT	1298.75			@ES	GS1 Gap Short ES
	SExit	11/16/2006 14:00	GS1: Close	1297.50	1	$32.50		
662	Buy	11/15/2006 15:00	ES Mom 384: Buy	1295.50			@ES	F1 Momentum ES
	LExit	11/16/2006 15:00	Profit Target	1299.50	1	$170.00		
663	Buy	11/16/2006 15:00	G1: Geronimo: Buy	1298.25			@ES	G1 Geronimo ES
	LExit	11/20/2006 13:52	Profit Target	1302.25	1	$170.00		
664	Buy	11/20/2006 15:00	G1: Geronimo: Buy	1298.25			@ES	G1 Geronimo ES
	LExit	11/22/2006 13:52	Profit Target	1302.25	1	$170.00		
665	Buy	11/17/2006 15:00	ES Mom 384: Buy	1298.50			@ES	F1 Momentum ES
	LExit	11/22/2006 13:54	Profit Target	1302.50	1	$170.00		
666	Buy	11/22/2006 07:57	B3 Breakout ES: Buy	1304.00			@ES	B3 Breakout ES
	LExit	11/22/2006 14:06	B3 Breakout ES: CL	1303.25	1	($67.50)		
667	Buy	11/22/2006 15:00	G1: Geronimo: Buy	1302.75			@ES	G1 Geronimo ES
	LExit	11/27/2006 13:52	Stop Loss	1285.75	1	($880.00)		
668	Buy	11/22/2006 15:00	ES Mom 384: Buy	1302.75			@ES	F1 Momentum ES
	LExit	11/27/2006 13:54	Stop Loss	1285.75	1	($880.00)		

669	Buy	11/29/2006 07:57	B3 Breakout ES: Buy	1289.75			@ES	B3 Breakout ES
	LExit	11/29/2006 14:06	B3 Breakout ES: CL	1296.50	1	$307.50		
670	Buy	11/7/2006 14:00	P2 PushPull: Buy	70.09			@TY	P2 Momentum TY
	LExit	12/1/2006 10:00	P2 PushPull: Sell	71.61	1	$1,480.63		
671	Sell	12/5/2006 07:36	GS1: Gap SHORT	1306.50			@ES	GS1 Gap Short ES
	SExit	12/5/2006 14:00	GS1: Close	1310.75	1	($242.50)		
672	Buy	11/27/2006 15:00	ES Mom 384: Buy	1279.50			@ES	F1 Momentum ES
	LExit	12/5/2006 15:00	Profit Target	1310.25	1	$1,507.50		
673	Buy	12/7/2006 07:57	B3 Breakout ES: Buy	1313.00			@ES	B3 Breakout ES
	LExit	12/7/2006 08:51	Stop Loss	1306.00	1	($380.00)		
674	Buy	12/5/2006 15:00	G1: Geronimo: Buy	1310.25			@ES	G1 Geronimo ES
	LExit	12/7/2006 13:52	Profit Target	1314.25	1	$170.00		
675	Buy	12/5/2006 15:00	ES Mom 384: Buy	1310.25			@ES	F1 Momentum ES
	LExit	12/7/2006 13:54	Profit Target	1314.25	1	$170.00		
676	Buy	12/7/2006 15:00	G1: Geronimo: Buy	1302.75			@ES	G1 Geronimo ES
	LExit	12/8/2006 13:52	Profit Target	1306.75	1	$170.00		
677	Buy	12/7/2006 15:00	ES Mom 384: Buy	1302.75			@ES	F1 Momentum ES
	LExit	12/8/2006 13:54	Profit Target	1306.75	1	$170.00		
678	Buy	12/8/2006 15:00	G1: Geronimo: Buy	1304.25			@ES	G1 Geronimo ES
	LExit	12/11/2006 13:52	Profit Target	1308.25	1	$170.00		
679	Buy	12/8/2006 15:00	ES Mom 384: Buy	1304.50			@ES	F1 Momentum ES
	LExit	12/11/2006 13:54	Profit Target	1308.50	1	$170.00		
680	Buy	12/11/2006 15:00	G1: Geronimo: Buy	1308.25			@ES	G1 Geronimo ES
	LExit	12/13/2006 13:52	Profit Target	1312.25	1	$170.00		
681	Buy	12/11/2006 15:00	ES Mom 384: Buy	1308.00			@ES	F1 Momentum ES
	LExit	12/13/2006 13:54	Profit Target	1312.25	1	$182.50		
682	Sell	12/13/2006 07:36	GS1: Gap SHORT	1311.75			@ES	GS1 Gap Short ES
	SExit	12/13/2006 14:00	GS1: Close	1308.50	1	$132.50		
683	Buy	12/13/2006 15:00	G1: Geronimo: Buy	1308.25			@ES	G1 Geronimo ES
	LExit	12/18/2006 13:52	Profit Target	1322.75	1	$695.00		
684	Buy	12/13/2006 15:00	ES Mom 384: Buy	1308.50			@ES	F1 Momentum ES
	LExit	12/18/2006 13:54	Profit Target	1322.75	1	$682.50		
685	Buy	12/27/2006 07:57	B3 Breakout ES: Buy	1316.50			@ES	B3 Breakout ES
	LExit	12/27/2006 14:06	B3 Breakout ES: CL	1319.75	1	$132.50		
686	Buy	12/18/2006 15:00	ES Mom 384: Buy	1316.75			@ES	F1 Momentum ES
	LExit	12/27/2006 15:00	Profit Target	1320.75	1	$170.00		
687	Buy	12/18/2006 15:00	G1: Geronimo: Buy	1316.50			@ES	G1 Geronimo ES
	LExit	12/27/2006 15:00	Profit Target	1320.50	1	$170.00		

688	Buy	12/28/2006 15:00	G1: Geronimo: Buy	1318.00			@ES	G1 Geronimo ES
	LExit	1/3/2007 13:52	Stop Loss	1301.00	1	($880.00)		
689	Buy	12/28/2006 15:00	ES Mom 384: Buy	1317.75			@ES	F1 Momentum ES
	LExit	1/3/2007 13:54	Stop Loss	1300.75	1	($880.00)		
690	Sell	1/5/2007 07:57	S3 Breakdown ES: S	1303.25			@ES	S3 Breakdown SHORT ES
	SExit	1/5/2007 14:06	S3 Breakdown ES: CL	1298.75	1	$195.00		
691	Buy	1/3/2007 15:00	ES Mom 384: Buy	1307.75			@ES	F1 Momentum ES
	LExit	1/11/2007 13:54	Profit Target	1311.75	1	$170.00		
692	Buy	12/5/2006 10:00	P2 PushPull: Buy	71.47			@TY	P2 Momentum TY
	LExit	1/12/2007 08:00	Stop Loss	69.16	1	($2,347.50)		
693	Buy	1/15/2007 07:57	B3 Breakout ES: Buy	1324.25			@ES	B3 Breakout ES
	LExit	1/16/2007 14:06	B3 Breakout ES: CL	1321.00	1	($192.50)		
694	Buy	1/16/2007 15:00	G1: Geronimo: Buy	1320.75			@ES	G1 Geronimo ES
	LExit	1/17/2007 13:52	Profit Target	1324.75	1	$170.00		
695	Buy	1/16/2007 15:00	ES Mom 384: Buy	1320.75			@ES	F1 Momentum ES
	LExit	1/17/2007 13:54	Profit Target	1324.75	1	$170.00		
696	Buy	1/17/2007 15:00	G1: Geronimo: Buy	1319.50			@ES	G1 Geronimo ES
	LExit	1/24/2007 13:52	Profit Target	1323.50	1	$170.00		
697	Buy	1/17/2007 15:00	ES Mom 384: Buy	1320.00			@ES	F1 Momentum ES
	LExit	1/24/2007 13:54	Profit Target	1324.00	1	$170.00		
698	Buy	1/24/2007 15:00	ES Mom 384: Buy	1327.50			@ES	F1 Momentum ES
	LExit	1/25/2007 13:54	Stop Loss	1310.50	1	($880.00)		
699	Buy	1/25/2007 15:00	ES Mom 384: Buy	1312.50			@ES	F1 Momentum ES
	LExit	1/30/2007 15:00	Profit Target	1316.50	1	$170.00		
700	Buy	1/31/2007 15:00	ES Mom 384: Buy	1326.50			@ES	F1 Momentum ES
	LExit	2/2/2007 13:54	Profit Target	1334.50	1	$370.00		
701	Buy	2/2/2007 15:00	G1: Geronimo: Buy	1335.25			@ES	G1 Geronimo ES
	LExit	2/7/2007 13:52	Profit Target	1339.25	1	$170.00		
702	Buy	2/9/2007 07:57	B3 Breakout ES: Buy	1337.75			@ES	B3 Breakout ES
	LExit	2/9/2007 10:57	Stop Loss	1330.75	1	($380.00)		
703	Buy	2/7/2007 15:00	G1: Geronimo: Buy	1336.75			@ES	G1 Geronimo ES
	LExit	2/9/2007 13:52	Stop Loss	1319.75	1	($880.00)		
704	Buy	2/2/2007 15:00	ES Mom 384: Buy	1335.50			@ES	F1 Momentum ES
	LExit	2/12/2007 13:54	Stop Loss	1318.50	1	($880.00)		
705	Buy	2/13/2007 07:57	B3 Breakout ES: Buy	1325.00			@ES	B3 Breakout ES
	LExit	2/13/2007 14:06	B3 Breakout ES: CL	1331.00	1	$270.00		
706	Buy	2/14/2007 07:57	B3 Breakout ES: Buy	1332.75			@ES	B3 Breakout ES
	LExit	2/14/2007 14:06	B3 Breakout ES: CL	1341.00	1	$382.50		
707	Buy	2/12/2007 15:00	ES Mom 384: Buy	1319.25			@ES	F1 Momentum ES
	LExit	2/16/2007 13:54	Profit Target	1338.50	1	$932.50		
708	Buy	2/16/2007 15:00	G1: Geronimo: Buy	1340.75			@ES	G1 Geronimo ES
	LExit	2/20/2007 13:52	Profit Target	1344.75	1	$170.00		
709	Buy	2/16/2007 15:00	ES Mom 384:	1341.00			@ES	F1 Momentum ES

			Buy					
	LExit	2/20/2007 13:54	Profit Target	1345.00	1	$170.00		
710	Buy	2/22/2007 07:57	B3 Breakout ES: Buy	1345.00			@ES	B3 Breakout ES
	LExit	2/22/2007 09:27	Stop Loss	1338.00	1	($380.00)		
711	Buy	2/26/2007 07:57	B3 Breakout ES: Buy	1341.00			@ES	B3 Breakout ES
	LExit	2/26/2007 10:21	Stop Loss	1334.00	1	($380.00)		
712	Buy	2/14/2007 14:59	P2 PushPull: Buy	69.44			@TY	P2 Momentum TY
	LExit	2/27/2007 12:00	P2 PushPull: Sell	70.64	1	$1,168.13		
713	Buy	2/20/2007 15:00	G1: Geronimo: Buy	1344.75			@ES	G1 Geronimo ES
	LExit	2/27/2007 13:52	Stop Loss	1321.00	1	($1,217.50)		
714	Buy	2/20/2007 15:00	ES Mom 384: Buy	1344.75			@ES	F1 Momentum ES
	LExit	2/27/2007 13:54	Stop Loss	1321.00	1	($1,217.50)		
715	Sell	3/1/2007 07:57	S3 Breakdown ES: S	1266.75			@ES	S3 Breakdown SHORT ES
	SExit	3/1/2007 08:06	Stop Loss	1277.00	1	($542.50)		
716	Buy	2/27/2007 15:00	ES Mom 384: Buy	1287.00			@ES	F1 Momentum ES
	LExit	3/1/2007 13:54	Stop Loss	1270.00	1	($880.00)		
717	Buy	2/28/2007 10:00	P2 PushPull: Buy	70.66			@TY	P2 Momentum TY
	LExit	3/5/2007 08:00	P2 PushPull: Sell	71.19	1	$496.25		
718	Buy	3/5/2007 08:00	P2 PushPull: Buy	71.02			@TY	P2 Momentum TY
	LExit	3/14/2007 08:00	P2 PushPull: Sell	71.30	1	$246.25		
719	Buy	3/19/2007 07:57	B3 Breakout ES: Buy	1278.00			@ES	B3 Breakout ES
	LExit	3/19/2007 14:06	B3 Breakout ES: CL	1285.00	1	$320.00		
720	Buy	3/23/2007 15:00	ES Mom 384: Buy	1317.75			@ES	F1 Momentum ES
	LExit	3/27/2007 15:00	Stop Loss	1300.75	1	($880.00)		
721	Buy	3/23/2007 15:00	G1: Geronimo: Buy	1318.00			@ES	G1 Geronimo ES
	LExit	3/27/2007 15:00	Stop Loss	1301.00	1	($880.00)		
722	Buy	3/28/2007 15:00	ES Mom 384: Buy	1298.75			@ES	F1 Momentum ES
	LExit	3/29/2007 15:00	Profit Target	1302.75	1	$170.00		
723	Buy	3/29/2007 15:00	G1: Geronimo: Buy	1303.25			@ES	G1 Geronimo ES
	LExit	3/30/2007 13:52	Profit Target	1307.25	1	$170.00		
724	Buy	4/3/2007 07:57	B3 Breakout ES: Buy	1310.25			@ES	B3 Breakout ES
	LExit	4/3/2007 14:06	B3 Breakout ES: CL	1317.00	1	$307.50		
725	Buy	3/30/2007 15:00	G1: Geronimo: Buy	1301.25			@ES	G1 Geronimo ES
	LExit	4/4/2007 13:52	Profit Target	1317.25	1	$770.00		
726	Buy	3/30/2007 15:00	ES Mom 384: Buy	1301.00			@ES	F1 Momentum ES
	LExit	4/4/2007 13:54	Profit Target	1317.25	1	$782.50		
727	Buy	4/4/2007 15:00	G1: Geronimo: Buy	1318.00			@ES	G1 Geronimo ES
	LExit	4/5/2007 13:52	Profit Target	1322.00	1	$170.00		
728	Buy	4/4/2007 15:00	ES Mom 384: Buy	1318.00			@ES	F1 Momentum ES
	LExit	4/5/2007 13:54	Profit Target	1322.00	1	$170.00		
729	Buy	4/5/2007 15:00	G1: Geronimo: Buy	1323.25			@ES	G1 Geronimo ES
	LExit	4/9/2007 13:52	Profit Target	1327.25	1	$170.00		
730	Buy	4/5/2007 15:00	ES Mom 384:	1323.25			@ES	F1 Momentum ES

			Buy					
	LExit	4/9/2007 13:54	Profit Target	1327.25	1	$170.00		
731	Buy	4/16/2007 07:57	B3 Breakout ES: Buy	1341.25			@ES	B3 Breakout ES
	LExit	4/16/2007 14:06	B3 Breakout ES: CL	1345.75	1	$195.00		
732	Buy	4/9/2007 15:00	G1: Geronimo: Buy	1325.00			@ES	G1 Geronimo ES
	LExit	4/20/2007 13:52	Profit Target	1360.00	1	$1,720.00		
733	Buy	4/9/2007 15:00	ES Mom 384: Buy	1324.75			@ES	F1 Momentum ES
	LExit	4/20/2007 13:54	Profit Target	1360.00	1	$1,732.50		
734	Buy	4/20/2007 07:57	B3 Breakout ES: Buy	1360.75			@ES	B3 Breakout ES
	LExit	4/20/2007 14:06	B3 Breakout ES: CL	1362.25	1	$45.00		
735	Buy	4/20/2007 15:00	G1: Geronimo: Buy	1360.00			@ES	G1 Geronimo ES
	LExit	4/25/2007 13:52	Profit Target	1364.00	1	$170.00		
736	Buy	4/20/2007 15:00	ES Mom 384: Buy	1360.00			@ES	F1 Momentum ES
	LExit	4/25/2007 13:54	Profit Target	1364.00	1	$170.00		
737	Buy	4/27/2007 15:00	G1: Geronimo: Buy	1370.25			@ES	G1 Geronimo ES
	LExit	5/1/2007 13:52	Stop Loss	1353.25	1	($880.00)		
738	Buy	4/25/2007 15:00	ES Mom 384: Buy	1371.00			@ES	F1 Momentum ES
	LExit	5/1/2007 13:54	Stop Loss	1354.00	1	($880.00)		
739	Buy	5/1/2007 15:00	ES Mom 384: Buy	1361.25			@ES	F1 Momentum ES
	LExit	5/3/2007 13:54	Profit Target	1374.50	1	$632.50		
740	Buy	5/3/2007 15:00	G1: Geronimo: Buy	1376.75			@ES	G1 Geronimo ES
	LExit	5/4/2007 13:52	Profit Target	1382.25	1	$245.00		
741	Buy	5/3/2007 15:00	ES Mom 384: Buy	1377.00			@ES	F1 Momentum ES
	LExit	5/4/2007 13:54	Profit Target	1382.25	1	$232.50		
742	Buy	5/4/2007 07:57	B3 Breakout ES: Buy	1380.75			@ES	B3 Breakout ES
	LExit	5/4/2007 14:06	B3 Breakout ES: CL	1382.00	1	$32.50		
743	Buy	5/4/2007 15:00	ES Mom 384: Buy	1380.00			@ES	F1 Momentum ES
	LExit	5/4/2007 15:00	Profit Target	1384.00	1	$170.00		
744	Buy	5/4/2007 15:00	G1: Geronimo: Buy	1379.75			@ES	G1 Geronimo ES
	LExit	5/4/2007 15:00	Profit Target	1383.75	1	$170.00		
745	Buy	5/7/2007 07:57	B3 Breakout ES: Buy	1385.25			@ES	B3 Breakout ES
	LExit	5/7/2007 14:06	B3 Breakout ES: CL	1384.00	1	($92.50)		
746	Buy	3/15/2007 12:00	P2 PushPull: Buy	70.86			@TY	P2 Momentum TY
	LExit	5/8/2007 08:00	P2 PushPull: Sell	70.47	1	($425.63)		
747	Buy	5/7/2007 15:00	G1: Geronimo: Buy	1384.25			@ES	G1 Geronimo ES
	LExit	5/9/2007 13:52	Profit Target	1388.25	1	$170.00		
748	Buy	5/7/2007 15:00	ES Mom 384: Buy	1384.50			@ES	F1 Momentum ES
	LExit	5/9/2007 13:54	Profit Target	1388.50	1	$170.00		
749	Buy	5/9/2007 15:00	G1: Geronimo: Buy	1388.00			@ES	G1 Geronimo ES
	LExit	5/10/2007 13:52	Stop Loss	1371.00	1	($880.00)		
750	Buy	5/9/2007 15:00	ES Mom 384: Buy	1388.00			@ES	F1 Momentum ES
	LExit	5/10/2007 13:54	Stop Loss	1371.00	1	($880.00)		
751	Buy	5/10/2007 15:00	ES Mom 384:	1367.75			@ES	F1 Momentum ES

			Buy					
	LExit	5/17/2007 15:00	Profit Target	1388.25	1	$995.00		
752	Buy	5/17/2007 15:00	G1: Geronimo: Buy	1388.25			@ES	G1 Geronimo ES
	LExit	5/18/2007 13:52	Profit Target	1392.25	1	$170.00		
753	Buy	5/17/2007 15:00	ES Mom 384: Buy	1388.25			@ES	F1 Momentum ES
	LExit	5/18/2007 13:54	Profit Target	1392.25	1	$170.00		
754	Buy	5/18/2007 15:00	G1: Geronimo: Buy	1395.75			@ES	G1 Geronimo ES
	LExit	5/21/2007 13:52	Profit Target	1399.75	1	$170.00		
755	Buy	5/18/2007 15:00	ES Mom 384: Buy	1395.75			@ES	F1 Momentum ES
	LExit	5/21/2007 13:54	Profit Target	1399.75	1	$170.00		
756	Buy	5/21/2007 15:00	G1: Geronimo: Buy	1398.75			@ES	G1 Geronimo ES
	LExit	5/22/2007 13:52	Profit Target	1402.75	1	$170.00		
757	Buy	5/21/2007 15:00	ES Mom 384: Buy	1398.25			@ES	F1 Momentum ES
	LExit	5/22/2007 13:54	Profit Target	1402.25	1	$170.00		
758	Buy	5/22/2007 15:00	G1: Geronimo: Buy	1398.50			@ES	G1 Geronimo ES
	LExit	5/23/2007 13:52	Profit Target	1402.50	1	$170.00		
759	Buy	5/22/2007 15:00	ES Mom 384: Buy	1398.00			@ES	F1 Momentum ES
	LExit	5/23/2007 13:54	Profit Target	1402.00	1	$170.00		
760	Buy	5/23/2007 15:00	G1: Geronimo: Buy	1396.25			@ES	G1 Geronimo ES
	LExit	5/24/2007 13:52	Profit Target	1400.25	1	$170.00		
761	Buy	5/23/2007 15:00	ES Mom 384: Buy	1396.00			@ES	F1 Momentum ES
	LExit	5/24/2007 13:54	Profit Target	1400.00	1	$170.00		
762	Buy	5/29/2007 13:52	G1: Geronimo: Buy	1389.25			@ES	G1 Geronimo ES
	LExit	5/29/2007 13:52	Profit Target	1393.25	1	$170.00		
763	Buy	5/24/2007 15:00	ES Mom 384: Buy	1379.50			@ES	F1 Momentum ES
	LExit	5/29/2007 13:54	Profit Target	1389.25	1	$457.50		
764	Buy	5/29/2007 13:54	ES Mom 384: Buy	1389.25			@ES	F1 Momentum ES
	LExit	5/29/2007 13:54	Profit Target	1393.25	1	$170.00		
765	Buy	5/29/2007 07:57	B3 Breakout ES: Buy	1391.00			@ES	B3 Breakout ES
	LExit	5/29/2007 14:06	B3 Breakout ES: CL	1391.75	1	$7.50		
766	Buy	5/29/2007 15:00	G1: Geronimo: Buy	1390.50			@ES	G1 Geronimo ES
	LExit	5/30/2007 13:52	Profit Target	1394.50	1	$170.00		
767	Buy	5/29/2007 15:00	ES Mom 384: Buy	1390.75			@ES	F1 Momentum ES
	LExit	5/30/2007 13:54	Profit Target	1394.75	1	$170.00		
768	Buy	5/30/2007 15:00	ES Mom 384: Buy	1402.00			@ES	F1 Momentum ES
	LExit	6/1/2007 13:54	Profit Target	1407.75	1	$257.50		
769	Buy	6/1/2007 07:57	B3 Breakout ES: Buy	1409.50			@ES	B3 Breakout ES
	LExit	6/1/2007 14:06	B3 Breakout ES: CL	1408.75	1	($67.50)		
770	Buy	6/1/2007 15:00	ES Mom 384: Buy	1407.75			@ES	F1 Momentum ES
	LExit	6/4/2007 13:54	Profit Target	1411.75	1	$170.00		
771	Buy	5/9/2007 14:00	P2 PushPull: Buy	70.03			@TY	P2 Momentum TY
	LExit	6/5/2007 10:00	Stop Loss	67.72	1	($2,347.50)		
772	Buy	6/4/2007 15:00	G1: Geronimo: Buy	1412.25			@ES	G1 Geronimo ES
	LExit	6/6/2007 13:52	Stop Loss	1395.25	1	($880.00)		
773	Buy	6/4/2007 15:00	ES Mom 384:	1411.75			@ES	F1 Momentum ES

773	Buy	6/4/2007 13:00	Buy	1411.75			@ES	F1 Momentum ES
	LExit	6/6/2007 13:54	Stop Loss	1394.75	1	($880.00)		
774	Buy	6/6/2007 15:00	ES Mom 384: Buy	1390.00			@ES	F1 Momentum ES
	LExit	6/7/2007 13:54	Stop Loss	1373.00	1	($880.00)		
775	Buy	6/7/2007 15:00	ES Mom 384: Buy	1363.00			@ES	F1 Momentum ES
	LExit	6/15/2007 13:54	Profit Target	1403.75	1	$2,007.50		
776	Buy	6/15/2007 07:57	B3 Breakout ES: Buy	1403.75			@ES	B3 Breakout ES
	LExit	6/15/2007 14:06	B3 Breakout ES: CL	1401.50	1	($142.50)		
777	Buy	6/18/2007 15:00	G1: Geronimo: Buy	1399.75			@ES	G1 Geronimo ES
	LExit	6/19/2007 13:52	Profit Target	1403.75	1	$170.00		
778	Buy	6/18/2007 15:00	ES Mom 384: Buy	1400.00			@ES	F1 Momentum ES
	LExit	6/19/2007 13:54	Profit Target	1404.00	1	$170.00		
779	Sell	6/20/2007 07:36	GS1: Gap SHORT	1404.75			@ES	GS1 Gap Short ES
	SExit	6/20/2007 12:28	Profit Target	1390.75	1	$670.00		
780	Buy	6/19/2007 15:00	G1: Geronimo: Buy	1402.75			@ES	G1 Geronimo ES
	LExit	6/20/2007 13:52	Stop Loss	1385.75	1	($880.00)		
781	Buy	6/19/2007 15:00	ES Mom 384: Buy	1402.50			@ES	F1 Momentum ES
	LExit	6/20/2007 13:54	Stop Loss	1385.50	1	($880.00)		
782	Buy	6/20/2007 15:00	ES Mom 384: Buy	1382.25			@ES	F1 Momentum ES
	LExit	6/21/2007 15:00	Profit Target	1389.00	1	$307.50		
783	Buy	6/21/2007 15:00	G1: Geronimo: Buy	1388.50			@ES	G1 Geronimo ES
	LExit	6/22/2007 13:52	Stop Loss	1371.50	1	($880.00)		
784	Buy	6/21/2007 15:00	ES Mom 384: Buy	1389.00			@ES	F1 Momentum ES
	LExit	6/22/2007 13:54	Stop Loss	1372.00	1	($880.00)		
785	Buy	7/3/2007 07:57	B3 Breakout ES: Buy	1389.50			@ES	B3 Breakout ES
	LExit	7/5/2007 10:39	Stop Loss	1382.50	1	($380.00)		
786	Buy	7/5/2007 13:52	G1: Geronimo: Buy	1391.00			@ES	G1 Geronimo ES
	LExit	7/6/2007 13:52	Profit Target	1395.00	1	$170.00		
787	Buy	7/5/2007 13:54	ES Mom 384: Buy	1391.00			@ES	F1 Momentum ES
	LExit	7/6/2007 13:54	Profit Target	1395.00	1	$170.00		
788	Buy	7/6/2007 15:00	G1: Geronimo: Buy	1395.50			@ES	G1 Geronimo ES
	LExit	7/9/2007 13:52	Profit Target	1399.50	1	$170.00		
789	Buy	7/6/2007 15:00	ES Mom 384: Buy	1395.00			@ES	F1 Momentum ES
	LExit	7/9/2007 13:54	Profit Target	1399.00	1	$170.00		
790	Buy	7/9/2007 15:00	ES Mom 384: Buy	1397.25			@ES	F1 Momentum ES
	LExit	7/10/2007 13:54	Stop Loss	1380.25	1	($880.00)		
791	Buy	7/10/2007 15:00	G1: Geronimo: Buy	1376.50			@ES	G1 Geronimo ES
	LExit	7/11/2007 13:52	Profit Target	1380.50	1	$170.00		
792	Buy	7/10/2007 15:00	ES Mom 384: Buy	1376.75			@ES	F1 Momentum ES
	LExit	7/11/2007 13:54	Profit Target	1380.75	1	$170.00		
793	Buy	7/12/2007 07:57	B3 Breakout ES: Buy	1393.50			@ES	B3 Breakout ES
	LExit	7/12/2007 14:06	B3 Breakout ES: CL	1411.25	1	$857.50		
794	Buy	7/16/2007 15:00	G1: Geronimo: Buy	1413.00			@ES	G1 Geronimo ES
	LExit	7/17/2007 13:52	Profit Target	1417.00	1	$170.00		
795	Buy	7/17/2007 15:00	G1: Geronimo:	1413.50			@ES	G1 Geronimo ES

795	Buy	7/17/2007 15:00	Buy	1413.50			@ES	G1 Geronimo ES
	LExit	7/18/2007 13:52	Stop Loss	1396.50	1	($880.00)		
796	Buy	7/13/2007 15:00	ES Mom 384: Buy	1418.25			@ES	F1 Momentum ES
	LExit	7/18/2007 13:54	Stop Loss	1401.25	1	($880.00)		
797	Buy	7/18/2007 15:00	G1: Geronimo: Buy	1408.25			@ES	G1 Geronimo ES
	LExit	7/19/2007 13:52	Profit Target	1415.75	1	$345.00		
798	Buy	7/18/2007 15:00	ES Mom 384: Buy	1409.75			@ES	F1 Momentum ES
	LExit	7/19/2007 13:54	Profit Target	1415.75	1	$270.00		
799	Buy	7/19/2007 07:57	B3 Breakout ES: Buy	1416.50			@ES	B3 Breakout ES
	LExit	7/19/2007 14:06	B3 Breakout ES: CL	1415.00	1	($105.00)		
800	Buy	7/3/2007 10:00	P2 PushPull: Buy	67.72			@TY	P2 Momentum TY
	LExit	7/20/2007 08:00	P2 PushPull: Sell	68.14	1	$386.88		
801	Buy	7/19/2007 15:00	G1: Geronimo: Buy	1416.75			@ES	G1 Geronimo ES
	LExit	7/20/2007 13:52	Stop Loss	1399.75	1	($880.00)		
802	Buy	7/19/2007 15:00	ES Mom 384: Buy	1416.75			@ES	F1 Momentum ES
	LExit	7/20/2007 13:54	Stop Loss	1399.75	1	($880.00)		
803	Buy	7/20/2007 15:00	ES Mom 384: Buy	1394.75			@ES	F1 Momentum ES
	LExit	7/20/2007 15:00	Profit Target	1398.75	1	$170.00		
804	Buy	7/20/2007 15:00	G1: Geronimo: Buy	1395.75			@ES	G1 Geronimo ES
	LExit	7/23/2007 13:52	Profit Target	1406.25	1	$495.00		
805	Buy	7/23/2007 15:00	G1: Geronimo: Buy	1404.25			@ES	G1 Geronimo ES
	LExit	7/24/2007 13:52	Stop Loss	1387.25	1	($880.00)		
806	Buy	7/23/2007 15:00	ES Mom 384: Buy	1403.50			@ES	F1 Momentum ES
	LExit	7/24/2007 13:54	Stop Loss	1386.50	1	($880.00)		
807	Buy	7/20/2007 12:00	P2 PushPull: Buy	68.36			@TY	P2 Momentum TY
	LExit	7/26/2007 08:00	P2 PushPull: Sell	68.98	1	$590.00		
808	Buy	7/24/2007 15:00	ES Mom 384: Buy	1372.25			@ES	F1 Momentum ES
	LExit	7/26/2007 13:54	Stop Loss	1355.25	1	($880.00)		
809	Buy	7/31/2007 14:59	P2 PushPull: Buy	69.66			@TY	P2 Momentum TY
	LExit	8/3/2007 14:00	P2 PushPull: Sell	69.94	1	$246.25		
810	Buy	8/6/2007 12:00	P2 PushPull: Buy	69.84			@TY	P2 Momentum TY
	LExit	8/9/2007 08:00	P2 PushPull: Sell	69.38	1	($503.75)		
811	Buy	8/9/2007 10:00	P2 PushPull: Buy	69.44			@TY	P2 Momentum TY
	LExit	8/10/2007 08:00	P2 PushPull: Sell	70.03	1	$558.75		
812	Sell	8/17/2007 07:36	GS1: Gap SHORT	1309.75			@ES	GS1 Gap Short ES
	SExit	8/17/2007 08:02	Profit Target	1295.75	1	$670.00		
813	Buy	8/22/2007 07:57	B3 Breakout ES: Buy	1318.00			@ES	B3 Breakout ES
	LExit	8/22/2007 10:39	Stop Loss	1311.00	1	($380.00)		
814	Buy	8/17/2007 08:00	P2 PushPull: Buy	70.67			@TY	P2 Momentum TY
	LExit	8/28/2007 08:00	P2 PushPull: Sell	71.33	1	$621.25		
815	Buy	8/24/2007 15:00	G1: Geronimo: Buy	1337.00			@ES	G1 Geronimo ES

	LExit	8/28/2007 13:52	Stop Loss	1316.00	1	($1,080.00)		
816	Buy	8/24/2007 15:00	ES Mom 384: Buy	1336.75			@ES	F1 Momentum ES
	LExit	8/28/2007 13:54	Stop Loss	1316.00	1	($1,067.50)		
817	Buy	8/28/2007 12:00	P2 PushPull: Buy	71.45			@TY	P2 Momentum TY
	LExit	8/30/2007 14:00	P2 PushPull: Sell	71.88	1	$386.88		
818	Buy	9/5/2007 15:00	ES Mom 384: Buy	1329.50			@ES	F1 Momentum ES
	LExit	9/6/2007 13:54	Profit Target	1333.50	1	$170.00		
819	Buy	9/6/2007 08:00	P2 PushPull: Buy	72.16			@TY	P2 Momentum TY
	LExit	9/7/2007 08:00	P2 PushPull: Sell	72.45	1	$261.88		
820	Buy	9/6/2007 15:00	G1: Geronimo: Buy	1335.00			@ES	G1 Geronimo ES
	LExit	9/7/2007 13:52	Stop Loss	1316.50	1	($955.00)		
821	Buy	9/6/2007 15:00	ES Mom 384: Buy	1335.25			@ES	F1 Momentum ES
	LExit	9/7/2007 13:54	Stop Loss	1316.50	1	($967.50)		
822	Buy	9/7/2007 15:00	ES Mom 384: Buy	1312.00			@ES	F1 Momentum ES
	LExit	9/10/2007 13:54	Profit Target	1317.00	1	$220.00		
823	Buy	9/10/2007 15:00	ES Mom 384: Buy	1311.25			@ES	F1 Momentum ES
	LExit	9/11/2007 13:54	Profit Target	1315.25	1	$170.00		
824	Buy	9/11/2007 15:00	ES Mom 384: Buy	1323.75			@ES	F1 Momentum ES
	LExit	9/12/2007 13:54	Profit Target	1327.75	1	$170.00		
825	Buy	9/12/2007 15:00	ES Mom 384: Buy	1327.25			@ES	F1 Momentum ES
	LExit	9/13/2007 13:54	Profit Target	1336.25	1	$420.00		
826	Buy	9/7/2007 14:59	P2 PushPull: Buy	72.92			@TY	P2 Momentum TY
	LExit	9/14/2007 08:00	P2 PushPull: Sell	72.67	1	($285.00)		
827	Buy	9/13/2007 15:00	G1: Geronimo: Buy	1337.00			@ES	G1 Geronimo ES
	LExit	9/18/2007 13:52	Profit Target	1341.00	1	$170.00		
828	Buy	9/13/2007 15:00	ES Mom 384: Buy	1337.75			@ES	F1 Momentum ES
	LExit	9/18/2007 13:54	Profit Target	1341.75	1	$170.00		
829	Buy	9/17/2007 14:59	P2 PushPull: Buy	72.27			@TY	P2 Momentum TY
	LExit	9/18/2007 14:00	P2 PushPull: Sell	72.53	1	$230.63		
830	Buy	9/18/2007 07:57	B3 Breakout ES: Buy	1337.00			@ES	B3 Breakout ES
	LExit	9/18/2007 14:06	B3 Breakout ES: CL	1373.25	1	$1,782.50		
831	Buy	9/18/2007 15:00	ES Mom 384: Buy	1370.25			@ES	F1 Momentum ES
	LExit	9/20/2007 15:00	Profit Target	1374.25	1	$170.00		
832	Buy	9/20/2007 15:00	G1: Geronimo: Buy	1374.00			@ES	G1 Geronimo ES
	LExit	9/21/2007 13:52	Profit Target	1382.50	1	$395.00		
833	Buy	9/20/2007 15:00	ES Mom 384: Buy	1374.25			@ES	F1 Momentum ES
	LExit	9/21/2007 13:54	Profit Target	1382.50	1	$382.50		
834	Buy	9/21/2007 15:00	G1: Geronimo: Buy	1379.25			@ES	G1 Geronimo ES
	LExit	9/24/2007 13:52	Profit Target	1383.25	1	$170.00		
835	Buy	9/21/2007 15:00	ES Mom 384: Buy	1379.25			@ES	F1 Momentum ES
	LExit	9/24/2007 13:54	Profit Target	1383.25	1	$170.00		
836	Buy	9/26/2007 07:57	B3 Breakout ES: Buy	1375.50			@ES	B3 Breakout ES

	LExit	9/26/2007 14:06	B3 Breakout ES: CL	1377.00	1	$45.00		
837	Buy	9/24/2007 15:00	ES Mom 384: Buy	1370.50			@ES	F1 Momentum ES
	LExit	9/26/2007 15:00	Profit Target	1377.75	1	$332.50		
838	Buy	9/26/2007 15:00	G1: Geronimo: Buy	1378.50			@ES	G1 Geronimo ES
	LExit	9/27/2007 13:52	Profit Target	1383.50	1	$220.00		
839	Buy	9/26/2007 15:00	ES Mom 384: Buy	1377.75			@ES	F1 Momentum ES
	LExit	9/27/2007 13:54	Profit Target	1383.50	1	$257.50		
840	Sell	9/27/2007 07:36	GS1: Gap SHORT	1382.25			@ES	GS1 Gap Short ES
	SExit	9/27/2007 14:00	GS1: Close	1384.00	1	($117.50)		
841	Buy	9/27/2007 15:00	G1: Geronimo: Buy	1382.75			@ES	G1 Geronimo ES
	LExit	10/1/2007 13:52	Profit Target	1386.75	1	$170.00		
842	Buy	9/27/2007 15:00	ES Mom 384: Buy	1382.75			@ES	F1 Momentum ES
	LExit	10/1/2007 13:54	Profit Target	1386.75	1	$170.00		
843	Buy	10/3/2007 15:00	G1: Geronimo: Buy	1390.25			@ES	G1 Geronimo ES
	LExit	10/4/2007 13:52	Profit Target	1394.25	1	$170.00		
844	Buy	10/4/2007 15:00	G1: Geronimo: Buy	1393.50			@ES	G1 Geronimo ES
	LExit	10/5/2007 13:52	Profit Target	1403.25	1	$457.50		
845	Buy	10/1/2007 15:00	ES Mom 384: Buy	1398.25			@ES	F1 Momentum ES
	LExit	10/5/2007 13:54	Profit Target	1403.25	1	$220.00		
846	Buy	10/5/2007 07:57	B3 Breakout ES: Buy	1401.00			@ES	B3 Breakout ES
	LExit	10/5/2007 14:06	B3 Breakout ES: CL	1411.50	1	$495.00		
847	Buy	10/5/2007 15:00	ES Mom 384: Buy	1409.00			@ES	F1 Momentum ES
	LExit	10/9/2007 13:54	Profit Target	1413.00	1	$170.00		
848	Buy	10/9/2007 07:57	B3 Breakout ES: Buy	1409.25			@ES	B3 Breakout ES
	LExit	10/9/2007 14:06	B3 Breakout ES: CL	1417.75	1	$395.00		
849	Buy	10/9/2007 15:00	G1: Geronimo: Buy	1415.25			@ES	G1 Geronimo ES
	LExit	10/11/2007 13:52	Profit Target	1421.25	1	$270.00		
850	Buy	10/9/2007 15:00	ES Mom 384: Buy	1415.50			@ES	F1 Momentum ES
	LExit	10/11/2007 13:54	Profit Target	1421.25	1	$257.50		
851	Buy	10/11/2007 15:00	ES Mom 384: Buy	1403.75			@ES	F1 Momentum ES
	LExit	10/16/2007 13:54	Stop Loss	1386.75	1	($880.00)		
852	Buy	9/19/2007 14:59	P2 PushPull: Buy	71.98			@TY	P2 Momentum TY
	LExit	10/19/2007 10:00	P2 PushPull: Sell	72.81	1	$793.13		
853	Buy	10/16/2007 15:00	ES Mom 384: Buy	1389.50			@ES	F1 Momentum ES
	LExit	10/19/2007 13:54	Stop Loss	1372.50	1	($880.00)		
854	Buy	10/19/2007 14:59	P2 PushPull: Buy	73.09			@TY	P2 Momentum TY
	LExit	10/24/2007 10:00	P2 PushPull: Sell	73.36	1	$230.63		
855	Buy	10/19/2007 15:00	ES Mom 384: Buy	1350.75			@ES	F1 Momentum ES
	LExit	10/24/2007 13:54	Profit Target	1360.00	1	$432.50		
856	Buy	10/29/2007	B3 Breakout	1389.75			@ES	B3 Breakout ES

	Buy	07:57	ES: Buy				@ES	B3 Breakout ES
	LExit	10/29/2007 09:00	Stop Loss	1382.75	1	($380.00)		
857	Sell	10/30/2007 07:57	S3 Breakdown ES: S	1382.25			@ES	S3 Breakdown SHORT ES
	SExit	10/30/2007 14:06	S3 Breakdown ES: CL	1377.00	1	$232.50		
858	Sell	11/1/2007 07:57	S3 Breakdown ES: S	1369.75			@ES	S3 Breakdown SHORT ES
	SExit	11/1/2007 14:06	S3 Breakdown ES: CL	1353.50	1	$782.50		
859	Buy	10/26/2007 12:00	P2 PushPull: Buy	73.13			@TY	P2 Momentum TY
	LExit	11/8/2007 10:00	P2 PushPull: Sell	74.02	1	$855.63		
860	Buy	11/8/2007 14:00	P2 PushPull: Buy	73.97			@TY	P2 Momentum TY
	LExit	11/15/2007 14:59	P2 PushPull: Sell	74.91	1	$902.50		
861	Buy	11/16/2007 14:00	P2 PushPull: Buy	74.78			@TY	P2 Momentum TY
	LExit	11/19/2007 10:00	P2 PushPull: Sell	75.33	1	$511.88		
862	Buy	11/19/2007 14:00	P2 PushPull: Buy	75.59			@TY	P2 Momentum TY
	LExit	11/21/2007 08:00	P2 PushPull: Sell	76.03	1	$402.50		
863	Buy	11/28/2007 07:57	B3 Breakout ES: Buy	1288.50			@ES	B3 Breakout ES
	LExit	11/28/2007 14:06	B3 Breakout ES: CL	1312.75	1	$1,182.50		
864	Buy	11/27/2007 14:00	P2 PushPull: Buy	76.20			@TY	P2 Momentum TY
	LExit	11/29/2007 10:00	P2 PushPull: Sell	76.63	1	$386.88		
865	Buy	11/30/2007 07:57	B3 Breakout ES: Buy	1328.50			@ES	B3 Breakout ES
	LExit	11/30/2007 09:18	Stop Loss	1321.50	1	($380.00)		
866	Sell	11/30/2007 07:36	GS1: Gap SHORT	1330.00			@ES	GS1 Gap Short ES
	SExit	11/30/2007 13:10	Profit Target	1316.00	1	$670.00		
867	Buy	11/29/2007 10:00	P2 PushPull: Buy	76.36			@TY	P2 Momentum TY
	LExit	12/3/2007 08:00	P2 PushPull: Sell	76.72	1	$324.38		
868	Buy	12/5/2007 07:57	B3 Breakout ES: Buy	1320.50			@ES	B3 Breakout ES
	LExit	12/5/2007 14:06	B3 Breakout ES: CL	1327.75	1	$332.50		
869	Sell	12/10/2007 07:36	GS1: Gap SHORT	1350.00			@ES	GS1 Gap Short ES
	SExit	12/10/2007 09:06	Stop Loss	1361.25	1	($592.50)		
870	Buy	12/6/2007 15:00	G1: Geronimo: Buy	1351.50			@ES	G1 Geronimo ES
	LExit	12/10/2007 13:52	Profit Target	1355.50	1	$170.00		
871	Buy	12/6/2007 15:00	ES Mom 384: Buy	1350.75			@ES	F1 Momentum ES
	LExit	12/10/2007 13:54	Profit Target	1354.75	1	$170.00		
872	Buy	12/10/2007 15:00	G1: Geronimo: Buy	1358.00			@ES	G1 Geronimo ES
	LExit	12/11/2007 13:52	Profit Target	1362.00	1	$170.00		
873	Buy	12/10/2007 15:00	ES Mom 384: Buy	1358.75			@ES	F1 Momentum ES
	LExit	12/11/2007	Profit Target	1362.75	1	$170.00		

	LExit	13:54	Profit Target	1302.75	1	$170.00		
874	Buy	12/14/2007 15:00	G1: Geronimo: Buy	1312.00			@ES	G1 Geronimo ES
	LExit	12/17/2007 13:52	Stop Loss	1295.00	1	($880.00)		
875	Buy	12/11/2007 15:00	ES Mom 384: Buy	1320.25			@ES	F1 Momentum ES
	LExit	12/17/2007 13:54	Stop Loss	1303.00	1	($892.50)		
876	Buy	12/3/2007 10:00	P2 PushPull: Buy	77.03			@TY	P2 Momentum TY
	LExit	12/19/2007 12:00	P2 PushPull: Sell	76.80	1	($269.38)		
877	Buy	12/17/2007 15:00	ES Mom 384: Buy	1288.25			@ES	F1 Momentum ES
	LExit	12/19/2007 15:00	Profit Target	1296.00	1	$357.50		
878	Sell	12/20/2007 07:36	GS1: Gap SHORT	1303.25			@ES	GS1 Gap Short ES
	SExit	12/20/2007 10:02	Profit Target	1289.25	1	$670.00		
879	Buy	12/19/2007 15:00	G1: Geronimo: Buy	1295.75			@ES	G1 Geronimo ES
	LExit	12/20/2007 13:52	Profit Target	1305.00	1	$432.50		
880	Buy	12/19/2007 15:00	ES Mom 384: Buy	1296.00			@ES	F1 Momentum ES
	LExit	12/20/2007 13:54	Profit Target	1305.00	1	$420.00		
881	Buy	12/20/2007 15:00	ES Mom 384: Buy	1300.00			@ES	F1 Momentum ES
	LExit	12/20/2007 15:00	Profit Target	1304.00	1	$170.00		
882	Buy	12/20/2007 15:00	G1: Geronimo: Buy	1300.50			@ES	G1 Geronimo ES
	LExit	12/20/2007 15:00	Profit Target	1304.50	1	$170.00		
883	Buy	12/21/2007 07:57	B3 Breakout ES: Buy	1320.50			@ES	B3 Breakout ES
	LExit	12/21/2007 14:06	B3 Breakout ES: CL	1325.50	1	$220.00		
884	Buy	12/21/2007 15:00	ES Mom 384: Buy	1324.25			@ES	F1 Momentum ES
	LExit	12/21/2007 15:00	Profit Target	1328.25	1	$170.00		
885	Buy	12/21/2007 15:00	G1: Geronimo: Buy	1323.25			@ES	G1 Geronimo ES
	LExit	12/21/2007 15:00	Profit Target	1327.25	1	$170.00		
886	Sell	12/24/2007 07:36	GS1: Gap SHORT	1330.25			@ES	GS1 Gap Short ES
	SExit	12/26/2007 13:52	Stop Loss	1341.00	1	($567.50)		
887	Buy	12/26/2007 13:52	G1: Geronimo: Buy	1332.50			@ES	G1 Geronimo ES
	LExit	12/26/2007 13:52	Profit Target	1336.50	1	$170.00		
888	Buy	12/26/2007 13:54	ES Mom 384: Buy	1332.50			@ES	F1 Momentum ES
	LExit	12/26/2007 13:54	Profit Target	1336.50	1	$170.00		
889	Buy	12/24/2007 07:57	B3 Breakout ES: Buy	1335.75			@ES	B3 Breakout ES
	LExit	12/26/2007 14:06	B3 Breakout ES: CL	1339.75	1	$170.00		
890	Buy	12/26/2007 15:00	ES Mom 384: Buy	1339.50			@ES	F1 Momentum ES
	LExit	12/27/2007 13:54	Stop Loss	1322.50	1	($880.00)		
891	Buy	12/27/2007	ES Mom 384:	1317.50			@ES	F1 Momentum ES

891	Buy	15:00	Buy	1317.50			@ES	F1 Momentum ES
	LExit	12/28/2007 13:54	Profit Target	1328.25	1	$507.50		
892	Buy	12/28/2007 15:00	ES Mom 384: Buy	1319.00			@ES	F1 Momentum ES
	LExit	12/31/2007 15:00	Stop Loss	1302.00	1	($880.00)		
893	Buy	12/21/2007 10:00	P2 PushPull: Buy	75.97			@TY	P2 Momentum TY
	LExit	1/4/2008 08:00	P2 PushPull: Sell	78.19	1	$2,183.75		
894	Buy	1/4/2008 14:59	P2 PushPull: Buy	78.08			@TY	P2 Momentum TY
	LExit	1/16/2008 08:00	P2 PushPull: Sell	79.67	1	$1,558.75		
895	Buy	1/16/2008 14:00	P2 PushPull: Buy	79.16			@TY	P2 Momentum TY
	LExit	1/17/2008 10:00	P2 PushPull: Sell	79.67	1	$480.63		
896	Buy	1/17/2008 14:59	P2 PushPull: Buy	79.88			@TY	P2 Momentum TY
	LExit	1/22/2008 08:00	P2 PushPull: Sell	81.06	1	$1,152.50		
897	Buy	1/25/2008 07:57	B3 Breakout ES: Buy	1196.25			@ES	B3 Breakout ES
	LExit	1/25/2008 08:33	Stop Loss	1189.25	1	($380.00)		
898	Sell	1/29/2008 07:36	GS1: Gap SHORT	1192.25			@ES	GS1 Gap Short ES
	SExit	1/29/2008 14:00	GS1: Close	1193.50	1	($92.50)		
899	Buy	1/25/2008 14:59	P2 PushPull: Buy	80.38			@TY	P2 Momentum TY
	LExit	2/1/2008 08:00	P2 PushPull: Sell	80.47	1	$58.75		
900	Buy	2/4/2008 10:00	P2 PushPull: Buy	79.84			@TY	P2 Momentum TY
	LExit	2/5/2008 08:00	P2 PushPull: Sell	80.36	1	$480.63		
901	Sell	2/5/2008 07:57	S3 Breakdown ES: S	1184.25			@ES	S3 Breakdown SHORT ES
	SExit	2/5/2008 14:06	S3 Breakdown ES: CL	1170.25	1	$670.00		
902	Buy	2/5/2008 10:00	P2 PushPull: Buy	80.73			@TY	P2 Momentum TY
	LExit	2/11/2008 10:00	P2 PushPull: Sell	80.81	1	$43.13		
903	Sell	2/12/2008 07:36	GS1: Gap SHORT	1178.50			@ES	GS1 Gap Short ES
	SExit	2/12/2008 08:16	Stop Loss	1189.25	1	($567.50)		
904	Buy	2/12/2008 07:57	B3 Breakout ES: Buy	1181.00			@ES	B3 Breakout ES
	LExit	2/12/2008 13:39	Stop Loss	1174.00	1	($380.00)		
905	Buy	2/14/2008 15:00	G1: Geronimo: Buy	1182.25			@ES	G1 Geronimo ES
	LExit	2/18/2008 13:52	Profit Target	1187.00	1	$207.50		
906	Buy	2/14/2008 15:00	ES Mom 384: Buy	1182.25			@ES	F1 Momentum ES
	LExit	2/18/2008 13:54	Profit Target	1187.00	1	$207.50		
907	Buy	2/18/2008 07:57	B3 Breakout ES: Buy	1188.25			@ES	B3 Breakout ES
	LExit	2/19/2008 12:54	Stop Loss	1181.25	1	($380.00)		
908	Buy	2/19/2008 13:52	G1: Geronimo: Buy	1196.50			@ES	G1 Geronimo ES
	LExit	2/19/2008 13:52	Stop Loss	1179.50	1	($880.00)		
909	Buy	2/19/2008 13:54	ES Mom 384: Buy	1196.50			@ES	F1 Momentum ES
	LExit	2/19/2008 13:54	Stop Loss	1179.50	1	($880.00)		
910	Buy	2/19/2008 15:00	ES Mom 384: Buy	1177.75			@ES	F1 Momentum ES
	LExit	2/21/2008 13:54	Profit Target	1196.00	1	$882.50		

911	Buy	2/21/2008 15:00	ES Mom 384: Buy	1170.75			@ES	F1 Momentum ES
	LExit	2/22/2008 13:54	Profit Target	1179.00	1	$382.50		
912	Buy	2/22/2008 15:00	ES Mom 384: Buy	1179.50			@ES	F1 Momentum ES
	LExit	2/25/2008 13:54	Profit Target	1184.50	1	$220.00		
913	Buy	2/26/2008 15:00	ES Mom 384: Buy	1210.50			@ES	F1 Momentum ES
	LExit	2/27/2008 13:54	Profit Target	1214.50	1	$170.00		
914	Sell	2/28/2008 07:57	S3 Breakdown ES: S	1199.75			@ES	S3 Breakdown SHORT ES
	SExit	2/28/2008 14:06	S3 Breakdown ES: CL	1198.75	1	$20.00		
915	Buy	2/27/2008 15:00	ES Mom 384: Buy	1209.75			@ES	F1 Momentum ES
	LExit	2/29/2008 13:54	Stop Loss	1184.00	1	($1,317.50)		
916	Sell	2/29/2008 07:57	S3 Breakdown ES: S	1177.75			@ES	S3 Breakdown SHORT ES
	SExit	2/29/2008 14:06	S3 Breakdown ES: CL	1164.00	1	$657.50		
917	Buy	2/12/2008 08:00	P2 PushPull: Buy	79.97			@TY	P2 Momentum TY
	LExit	3/7/2008 08:00	P2 PushPull: Sell	81.81	1	$1,808.75		
918	Buy	3/7/2008 10:00	P2 PushPull: Buy	82.00			@TY	P2 Momentum TY
	LExit	3/10/2008 10:00	P2 PushPull: Sell	82.59	1	$558.75		
919	Buy	3/11/2008 07:57	B3 Breakout ES: Buy	1131.00			@ES	B3 Breakout ES
	LExit	3/11/2008 09:18	Stop Loss	1124.00	1	($380.00)		
920	Buy	3/12/2008 14:59	P2 PushPull: Buy	82.53			@TY	P2 Momentum TY
	LExit	3/13/2008 08:00	P2 PushPull: Sell	83.14	1	$574.38		
921	Sell	3/13/2008 07:57	S3 Breakdown ES: S	1117.50			@ES	S3 Breakdown SHORT ES
	SExit	3/13/2008 09:18	Stop Loss	1127.75	1	($542.50)		
922	Buy	3/13/2008 10:00	P2 PushPull: Buy	82.72			@TY	P2 Momentum TY
	LExit	3/14/2008 08:00	P2 PushPull: Sell	83.02	1	$261.88		
923	Buy	3/14/2008 10:00	P2 PushPull: Buy	83.52			@TY	P2 Momentum TY
	LExit	3/17/2008 08:00	P2 PushPull: Sell	84.16	1	$605.63		
924	Buy	3/18/2008 07:57	B3 Breakout ES: Buy	1132.75			@ES	B3 Breakout ES
	LExit	3/18/2008 12:36	Stop Loss	1125.75	1	($380.00)		
925	Buy	3/18/2008 08:00	P2 PushPull: Buy	83.55			@TY	P2 Momentum TY
	LExit	3/18/2008 14:00	P2 PushPull: Sell	84.16	1	$574.38		
926	Buy	3/19/2008 14:59	P2 PushPull: Buy	84.31			@TY	P2 Momentum TY
	LExit	3/31/2008 08:00	P2 PushPull: Sell	83.72	1	($628.75)		
927	Buy	4/1/2008 07:57	B3 Breakout ES: Buy	1169.25			@ES	B3 Breakout ES
	LExit	4/1/2008 14:06	B3 Breakout ES: CL	1200.00	1	$1,507.50		
928	Buy	4/2/2008 15:00	ES Mom 384: Buy	1195.25			@ES	F1 Momentum ES
	LExit	4/4/2008 15:00	Profit Target	1200.75	1	$245.00		
929	Buy	4/4/2008 15:00	G1: Geronimo: Buy	1200.75			@ES	G1 Geronimo ES
	LExit	4/7/2008 13:52	Profit Target	1210.00	1	$432.50		
930	Buy	4/4/2008 15:00	ES Mom 384: Buy	1200.75			@ES	F1 Momentum ES

	LExit	4/7/2008 13:54	Profit Target	1210.00	1	$432.50		
931	Buy	4/7/2008 15:00	G1: Geronimo: Buy	1201.75			@ES	G1 Geronimo ES
	LExit	4/9/2008 13:52	Stop Loss	1184.75	1	($880.00)		
932	Buy	4/7/2008 15:00	ES Mom 384: Buy	1202.50			@ES	F1 Momentum ES
	LExit	4/9/2008 13:54	Stop Loss	1185.50	1	($880.00)		
933	Buy	4/9/2008 15:00	ES Mom 384: Buy	1184.25			@ES	F1 Momentum ES
	LExit	4/9/2008 15:00	Profit Target	1188.25	1	$170.00		
934	Buy	4/9/2008 15:00	G1: Geronimo: Buy	1184.25			@ES	G1 Geronimo ES
	LExit	4/9/2008 15:00	Profit Target	1188.25	1	$170.00		
935	Buy	4/10/2008 15:00	G1: Geronimo: Buy	1188.00			@ES	G1 Geronimo ES
	LExit	4/10/2008 15:00	Profit Target	1192.00	1	$170.00		
936	Buy	4/10/2008 15:00	ES Mom 384: Buy	1189.50			@ES	F1 Momentum ES
	LExit	4/11/2008 13:54	Stop Loss	1172.50	1	($880.00)		
937	Buy	4/11/2008 15:00	ES Mom 384: Buy	1161.75			@ES	F1 Momentum ES
	LExit	4/15/2008 13:54	Profit Target	1166.00	1	$182.50		
938	Buy	4/15/2008 15:00	ES Mom 384: Buy	1161.00			@ES	F1 Momentum ES
	LExit	4/15/2008 15:00	Profit Target	1165.00	1	$170.00		
939	Buy	4/15/2008 15:00	G1: Geronimo: Buy	1161.75			@ES	G1 Geronimo ES
	LExit	4/15/2008 15:00	Profit Target	1165.75	1	$170.00		
940	Buy	3/31/2008 14:00	P2 PushPull: Buy	83.56			@TY	P2 Momentum TY
	LExit	4/16/2008 14:00	Stop Loss	81.25	1	($2,347.50)		
941	Buy	4/16/2008 07:57	B3 Breakout ES: Buy	1177.75			@ES	B3 Breakout ES
	LExit	4/16/2008 14:06	B3 Breakout ES: CL	1194.75	1	$820.00		
942	Sell	4/18/2008 07:36	GS1: Gap SHORT	1218.25			@ES	GS1 Gap Short ES
	SExit	4/18/2008 14:00	GS1: Close	1220.75	1	($155.00)		
943	Buy	4/18/2008 07:57	B3 Breakout ES: Buy	1216.25			@ES	B3 Breakout ES
	LExit	4/18/2008 14:06	B3 Breakout ES: CL	1219.25	1	$120.00		
944	Buy	4/16/2008 15:00	ES Mom 384: Buy	1193.50			@ES	F1 Momentum ES
	LExit	4/21/2008 15:00	Profit Target	1219.00	1	$1,245.00		
945	Buy	4/21/2008 15:00	G1: Geronimo: Buy	1218.75			@ES	G1 Geronimo ES
	LExit	4/22/2008 13:52	Stop Loss	1201.75	1	($880.00)		
946	Buy	4/21/2008 15:00	ES Mom 384: Buy	1219.00			@ES	F1 Momentum ES
	LExit	4/22/2008 13:54	Stop Loss	1202.00	1	($880.00)		
947	Buy	4/22/2008 15:00	ES Mom 384: Buy	1205.50			@ES	F1 Momentum ES
	LExit	4/22/2008 15:00	Profit Target	1209.50	1	$170.00		
948	Buy	4/22/2008 15:00	G1: Geronimo: Buy	1205.75			@ES	G1 Geronimo ES
	LExit	4/22/2008 15:00	Profit Target	1209.75	1	$170.00		
949	Buy	4/23/2008 15:00	ES Mom 384: Buy	1208.50			@ES	F1 Momentum ES
	LExit	4/28/2008 15:00	Profit Target	1224.75	1	$782.50		
950	Buy	4/28/2008 15:00	G1: Geronimo: Buy	1226.00			@ES	G1 Geronimo ES
	LExit	4/30/2008 13:52	Profit Target	1230.00	1	$170.00		
951	Buy	4/28/2008 15:00	ES Mom 384: Buy	1224.75			@ES	F1 Momentum ES
	LExit	4/30/2008 13:54	Profit Target	1228.75	1	$170.00		
952	Buy	5/2/2008 07:57	B3 Breakout ES: Buy	1246.00			@ES	B3 Breakout ES

	LExit	5/2/2008 10:48	Stop Loss	1239.00	1	($380.00)		
953	Sell	5/2/2008 07:36	GS1: Gap SHORT	1249.50			@ES	GS1 Gap Short ES
	SExit	5/2/2008 11:18	Profit Target	1235.50	1	$670.00		
954	Buy	4/30/2008 15:00	ES Mom 384: Buy	1216.00			@ES	F1 Momentum ES
	LExit	5/2/2008 15:00	Profit Target	1240.25	1	$1,182.50		
955	Buy	5/2/2008 15:00	ES Mom 384: Buy	1240.25			@ES	F1 Momentum ES
	LExit	5/2/2008 15:00	Profit Target	1244.25	1	$170.00		
956	Buy	5/2/2008 15:00	G1: Geronimo: Buy	1240.75			@ES	G1 Geronimo ES
	LExit	5/2/2008 15:00	Profit Target	1244.75	1	$170.00		
957	Buy	5/5/2008 15:00	G1: Geronimo: Buy	1236.50			@ES	G1 Geronimo ES
	LExit	5/6/2008 13:52	Profit Target	1240.50	1	$170.00		
958	Buy	5/5/2008 15:00	ES Mom 384: Buy	1236.25			@ES	F1 Momentum ES
	LExit	5/6/2008 13:54	Profit Target	1240.25	1	$170.00		
959	Buy	5/6/2008 15:00	ES Mom 384: Buy	1247.50			@ES	F1 Momentum ES
	LExit	5/7/2008 13:54	Stop Loss	1230.50	1	($880.00)		
960	Buy	5/9/2008 15:00	G1: Geronimo: Buy	1216.75			@ES	G1 Geronimo ES
	LExit	5/12/2008 13:52	Profit Target	1220.75	1	$170.00		
961	Buy	5/7/2008 15:00	ES Mom 384: Buy	1221.75			@ES	F1 Momentum ES
	LExit	5/12/2008 13:54	Profit Target	1225.75	1	$170.00		
962	Buy	5/12/2008 15:00	G1: Geronimo: Buy	1232.25			@ES	G1 Geronimo ES
	LExit	5/13/2008 13:52	Profit Target	1236.25	1	$170.00		
963	Buy	5/12/2008 15:00	ES Mom 384: Buy	1232.50			@ES	F1 Momentum ES
	LExit	5/13/2008 13:54	Profit Target	1236.50	1	$170.00		
964	Buy	5/13/2008 15:00	G1: Geronimo: Buy	1231.25			@ES	G1 Geronimo ES
	LExit	5/14/2008 13:52	Profit Target	1238.50	1	$332.50		
965	Buy	5/13/2008 15:00	ES Mom 384: Buy	1231.75			@ES	F1 Momentum ES
	LExit	5/14/2008 13:54	Profit Target	1238.50	1	$307.50		
966	Buy	5/14/2008 07:57	B3 Breakout ES: Buy	1241.50			@ES	B3 Breakout ES
	LExit	5/14/2008 14:06	B3 Breakout ES: CL	1237.50	1	($230.00)		
967	Buy	5/14/2008 15:00	G1: Geronimo: Buy	1239.00			@ES	G1 Geronimo ES
	LExit	5/15/2008 13:52	Profit Target	1243.00	1	$170.00		
968	Buy	5/14/2008 15:00	ES Mom 384: Buy	1237.25			@ES	F1 Momentum ES
	LExit	5/15/2008 13:54	Profit Target	1241.25	1	$170.00		
969	Buy	5/15/2008 15:00	G1: Geronimo: Buy	1253.75			@ES	G1 Geronimo ES
	LExit	5/19/2008 13:52	Profit Target	1257.75	1	$170.00		
970	Buy	5/15/2008 15:00	ES Mom 384: Buy	1253.00			@ES	F1 Momentum ES
	LExit	5/19/2008 13:54	Profit Target	1257.00	1	$170.00		
971	Buy	5/19/2008 15:00	ES Mom 384: Buy	1255.00			@ES	F1 Momentum ES
	LExit	5/20/2008 13:54	Stop Loss	1238.00	1	($880.00)		
972	Buy	5/20/2008 15:00	ES Mom 384: Buy	1242.75			@ES	F1 Momentum ES
	LExit	5/21/2008 13:54	Stop Loss	1225.75	1	($880.00)		
973	Buy	5/21/2008 15:00	ES Mom 384: Buy	1220.25			@ES	F1 Momentum ES
	LExit	5/23/2008 13:54	Stop Loss	1203.25	1	($880.00)		
974	Sell	5/23/2008 07:57	S3 Breakdown ES: S	1215.25			@ES	S3 Breakdown SHORT ES
	SExit	5/23/2008 14:06	S3 Breakdown	1203.50	1	$557.50		

	SExit	5/23/2008 14:06	ES: CL	1203.50	1	$537.50		
975	Sell	6/2/2008 07:57	S3 Breakdown ES: S	1220.50			@ES	S3 Breakdown SHORT ES
	SExit	6/2/2008 14:06	S3 Breakdown ES: CL	1214.00	1	$295.00		
976	Buy	5/22/2008 08:00	P2 PushPull: Buy	79.50			@TY	P2 Momentum TY
	LExit	6/6/2008 12:00	P2 PushPull: Sell	80.28	1	$746.25		
977	Sell	6/24/2008 07:57	S3 Breakdown ES: S	1138.25			@ES	S3 Breakdown SHORT ES
	SExit	6/24/2008 09:54	Stop Loss	1148.50	1	($542.50)		
978	Buy	6/25/2008 10:00	P2 PushPull: Buy	78.50			@TY	P2 Momentum TY
	LExit	6/26/2008 12:00	P2 PushPull: Sell	79.94	1	$1,402.50		
979	Buy	6/27/2008 14:00	P2 PushPull: Buy	80.09			@TY	P2 Momentum TY
	LExit	7/1/2008 08:00	P2 PushPull: Sell	80.67	1	$543.13		
980	Buy	7/2/2008 12:00	P2 PushPull: Buy	80.13			@TY	P2 Momentum TY
	LExit	7/4/2008 10:00	P2 PushPull: Sell	80.70	1	$543.13		
981	Buy	7/7/2008 14:00	P2 PushPull: Buy	81.03			@TY	P2 Momentum TY
	LExit	7/9/2008 14:00	P2 PushPull: Sell	81.63	1	$558.75		
982	Buy	7/11/2008 08:00	P2 PushPull: Buy	81.42			@TY	P2 Momentum TY
	LExit	7/15/2008 08:00	P2 PushPull: Sell	81.72	1	$261.88		
983	Buy	7/17/2008 07:57	B3 Breakout ES: Buy	1083.50			@ES	B3 Breakout ES
	LExit	7/17/2008 08:06	Stop Loss	1076.50	1	($380.00)		
984	Buy	7/21/2008 07:57	B3 Breakout ES: Buy	1093.50			@ES	B3 Breakout ES
	LExit	7/21/2008 09:45	Stop Loss	1086.50	1	($380.00)		
985	Buy	7/30/2008 07:57	B3 Breakout ES: Buy	1099.75			@ES	B3 Breakout ES
	LExit	7/30/2008 10:48	Stop Loss	1092.75	1	($380.00)		
986	Buy	7/31/2008 15:00	G1: Geronimo: Buy	1093.25			@ES	G1 Geronimo ES
	LExit	8/4/2008 13:52	Stop Loss	1076.25	1	($880.00)		
987	Buy	7/31/2008 15:00	ES Mom 384: Buy	1091.75			@ES	F1 Momentum ES
	LExit	8/4/2008 13:54	Stop Loss	1074.75	1	($880.00)		
988	Buy	8/4/2008 15:00	ES Mom 384: Buy	1074.75			@ES	F1 Momentum ES
	LExit	8/6/2008 15:00	Profit Target	1115.50	1	$2,007.50		
989	Buy	8/4/2008 15:00	G1: Geronimo: Buy	1074.50			@ES	G1 Geronimo ES
	LExit	8/6/2008 15:00	Profit Target	1115.50	1	$2,020.00		
990	Buy	7/16/2008 08:00	P2 PushPull: Buy	81.23			@TY	P2 Momentum TY
	LExit	8/7/2008 08:00	P2 PushPull: Sell	81.11	1	($160.00)		
991	Buy	8/6/2008 15:00	G1: Geronimo: Buy	1115.50			@ES	G1 Geronimo ES
	LExit	8/7/2008 13:52	Stop Loss	1098.50	1	($880.00)		
992	Buy	8/6/2008 15:00	ES Mom 384: Buy	1115.50			@ES	F1 Momentum ES
	LExit	8/7/2008 13:54	Stop Loss	1098.50	1	($880.00)		
993	Buy	8/8/2008 14:59	P2 PushPull: Buy	81.58			@TY	P2 Momentum TY
	LExit	8/12/2008 14:00	P2 PushPull: Sell	81.86	1	$246.25		
994	Buy	8/7/2008 15:00	ES Mom 384: Buy	1092.00			@ES	F1 Momentum ES

	LExit	8/13/2008 15:00	Profit Target	1109.25	1	$832.50		
995	Buy	8/7/2008 15:00	G1: Geronimo: Buy	1091.75			@ES	G1 Geronimo ES
	LExit	8/13/2008 15:00	Profit Target	1109.00	1	$832.50		
996	Buy	8/13/2008 15:00	ES Mom 384: Buy	1109.25			@ES	F1 Momentum ES
	LExit	8/13/2008 15:00	Profit Target	1113.25	1	$170.00		
997	Buy	8/13/2008 15:00	G1: Geronimo: Buy	1109.00			@ES	G1 Geronimo ES
	LExit	8/13/2008 15:00	Profit Target	1113.00	1	$170.00		
998	Buy	8/13/2008 10:00	P2 PushPull: Buy	81.94			@TY	P2 Momentum TY
	LExit	8/15/2008 10:00	P2 PushPull: Sell	82.42	1	$449.38		
999	Buy	8/14/2008 15:00	ES Mom 384: Buy	1118.25			@ES	F1 Momentum ES
	LExit	8/15/2008 15:00	Profit Target	1123.50	1	$232.50		
1000	Buy	8/14/2008 15:00	G1: Geronimo: Buy	1118.00			@ES	G1 Geronimo ES
	LExit	8/15/2008 15:00	Profit Target	1123.75	1	$257.50		
1001	Buy	8/15/2008 15:00	G1: Geronimo: Buy	1123.75			@ES	G1 Geronimo ES
	LExit	8/18/2008 13:52	Profit Target	1128.50	1	$207.50		
1002	Buy	8/15/2008 15:00	ES Mom 384: Buy	1123.50			@ES	F1 Momentum ES
	LExit	8/18/2008 13:54	Profit Target	1128.50	1	$220.00		
1003	Buy	8/18/2008 15:00	ES Mom 384: Buy	1104.75			@ES	F1 Momentum ES
	LExit	8/18/2008 15:00	Profit Target	1108.75	1	$170.00		
1004	Buy	8/18/2008 15:00	G1: Geronimo: Buy	1103.00			@ES	G1 Geronimo ES
	LExit	8/18/2008 15:00	Profit Target	1107.00	1	$170.00		
1005	Buy	8/19/2008 15:00	G1: Geronimo: Buy	1092.75			@ES	G1 Geronimo ES
	LExit	8/20/2008 13:52	Profit Target	1097.25	1	$195.00		
1006	Buy	8/19/2008 15:00	ES Mom 384: Buy	1093.50			@ES	F1 Momentum ES
	LExit	8/20/2008 13:54	Profit Target	1097.50	1	$170.00		
1007	Buy	8/20/2008 15:00	G1: Geronimo: Buy	1098.50			@ES	G1 Geronimo ES
	LExit	8/21/2008 13:52	Profit Target	1102.50	1	$170.00		
1008	Buy	8/20/2008 15:00	ES Mom 384: Buy	1099.00			@ES	F1 Momentum ES
	LExit	8/21/2008 13:54	Profit Target	1103.00	1	$170.00		
1009	Buy	8/21/2008 15:00	G1: Geronimo: Buy	1105.00			@ES	G1 Geronimo ES
	LExit	8/22/2008 13:52	Profit Target	1110.25	1	$232.50		
1010	Buy	8/21/2008 15:00	ES Mom 384: Buy	1104.00			@ES	F1 Momentum ES
	LExit	8/22/2008 13:54	Profit Target	1110.25	1	$282.50		
1011	Buy	8/22/2008 07:57	B3 Breakout ES: Buy	1114.50			@ES	B3 Breakout ES
	LExit	8/22/2008 14:06	B3 Breakout ES: CL	1118.50	1	$170.00		
1012	Buy	8/20/2008 10:00	P2 PushPull: Buy	82.69			@TY	P2 Momentum TY
	LExit	8/25/2008 08:00	P2 PushPull: Sell	82.67	1	($50.63)		
1013	Buy	8/22/2008 15:00	G1: Geronimo: Buy	1118.25			@ES	G1 Geronimo ES
	LExit	8/25/2008 13:52	Stop Loss	1101.25	1	($880.00)		
1014	Buy	8/22/2008 15:00	ES Mom 384: Buy	1118.50			@ES	F1 Momentum ES
	LExit	8/25/2008 13:54	Stop Loss	1101.50	1	($880.00)		
1015	Buy	8/25/2008 15:00	ES Mom 384: Buy	1094.00			@ES	F1 Momentum ES
	LExit	8/26/2008 15:00	Profit Target	1098.00	1	$170.00		
1016	Buy	8/26/2008 15:00	G1: Geronimo:	1097.50			@ES	G1 Geronimo ES

1016	Buy	8/26/2008 15:00	Buy	1097.50			@ES	G1 Geronimo ES
	LExit	8/27/2008 13:52	Profit Target	1101.50	1	$170.00		
1017	Buy	8/27/2008 15:00	G1: Geronimo: Buy	1104.25			@ES	G1 Geronimo ES
	LExit	8/27/2008 15:00	Profit Target	1108.25	1	$170.00		
1018	Buy	8/27/2008 15:00	ES Mom 384: Buy	1105.50			@ES	F1 Momentum ES
	LExit	8/28/2008 13:54	Profit Target	1114.75	1	$432.50		
1019	Buy	8/28/2008 07:57	B3 Breakout ES: Buy	1116.50			@ES	B3 Breakout ES
	LExit	8/28/2008 14:06	B3 Breakout ES: CL	1125.75	1	$432.50		
1020	Buy	8/28/2008 15:00	ES Mom 384: Buy	1124.75			@ES	F1 Momentum ES
	LExit	8/29/2008 15:00	Stop Loss	1107.75	1	($880.00)		
1021	Buy	9/2/2008 07:57	B3 Breakout ES: Buy	1128.50			@ES	B3 Breakout ES
	LExit	9/2/2008 08:42	Stop Loss	1121.50	1	($380.00)		
1022	Buy	8/25/2008 12:00	P2 PushPull: Buy	83.02			@TY	P2 Momentum TY
	LExit	9/2/2008 10:00	P2 PushPull: Sell	83.28	1	$230.63		
1023	Buy	8/29/2008 15:00	G1: Geronimo: Buy	1110.75			@ES	G1 Geronimo ES
	LExit	9/2/2008 13:52	Profit Target	1123.00	1	$582.50		
1024	Buy	9/2/2008 13:52	G1: Geronimo: Buy	1123.00			@ES	G1 Geronimo ES
	LExit	9/2/2008 13:52	Profit Target	1127.00	1	$170.00		
1025	Buy	9/2/2008 13:54	ES Mom 384: Buy	1123.00			@ES	F1 Momentum ES
	LExit	9/2/2008 13:54	Profit Target	1127.00	1	$170.00		
1026	Buy	9/2/2008 15:00	ES Mom 384: Buy	1102.75			@ES	F1 Momentum ES
	LExit	9/3/2008 13:54	Profit Target	1106.75	1	$170.00		
1027	Buy	9/8/2008 07:57	B3 Breakout ES: Buy	1098.00			@ES	B3 Breakout ES
	LExit	9/8/2008 08:06	Stop Loss	1091.00	1	($380.00)		
1028	Buy	9/5/2008 14:00	P2 PushPull: Buy	83.89			@TY	P2 Momentum TY
	LExit	9/9/2008 12:00	P2 PushPull: Sell	84.22	1	$293.13		
1029	Buy	9/11/2008 14:00	P2 PushPull: Buy	83.75			@TY	P2 Momentum TY
	LExit	9/15/2008 08:00	P2 PushPull: Sell	85.22	1	$1,433.75		
1030	Buy	9/15/2008 12:00	P2 PushPull: Buy	85.13			@TY	P2 Momentum TY
	LExit	9/15/2008 14:59	P2 PushPull: Sell	85.75	1	$590.00		
1031	Buy	9/16/2008 14:00	P2 PushPull: Buy	84.84			@TY	P2 Momentum TY
	LExit	9/17/2008 08:00	P2 PushPull: Sell	85.47	1	$590.00		
1032	Buy	9/17/2008 12:00	P2 PushPull: Buy	85.84			@TY	P2 Momentum TY
	LExit	9/18/2008 12:00	P2 PushPull: Sell	86.13	1	$246.25		
1033	Sell	10/2/2008 07:57	S3 Breakdown ES: S	972.25			@ES	S3 Breakdown SHORT ES
	SExit	10/2/2008 14:06	S3 Breakdown ES: CL	947.00	1	$1,232.50		
1034	Buy	10/7/2008 14:00	P2 PushPull: Buy	84.70			@TY	P2 Momentum TY
	LExit	10/8/2008 08:00	P2 PushPull: Sell	85.13	1	$386.88		
1035	Buy	10/8/2008 10:00	P2 PushPull: Buy	82.84			@TY	P2 Momentum TY
	LExit	10/10/2008 08:00	Stop Loss	80.53	1	($2,347.50)		

1036	Sell	11/4/2008 07:36	GS1: Gap SHORT	809.00			@ES	GS1 Gap Short ES
	SExit	11/4/2008 08:50	Stop Loss	822.75	1	($717.50)		
1037	Buy	11/4/2008 07:57	B3 Breakout ES: Buy	809.25			@ES	B3 Breakout ES
	LExit	11/4/2008 14:06	B3 Breakout ES: CL	827.50	1	$882.50		
1038	Buy	11/4/2008 15:00	ES Mom 384: Buy	822.50			@ES	F1 Momentum ES
	LExit	11/4/2008 15:00	Profit Target	826.50	1	$170.00		
1039	Buy	11/4/2008 15:00	G1: Geronimo: Buy	827.75			@ES	G1 Geronimo ES
	LExit	11/4/2008 15:00	Profit Target	831.75	1	$170.00		
1040	Buy	11/5/2008 15:00	ES Mom 384: Buy	779.75			@ES	F1 Momentum ES
	LExit	11/5/2008 15:00	Profit Target	783.75	1	$170.00		
1041	Buy	11/5/2008 15:00	G1: Geronimo: Buy	784.25			@ES	G1 Geronimo ES
	LExit	11/6/2008 13:52	Stop Loss	766.00	1	($942.50)		
1042	Buy	11/6/2008 15:00	ES Mom 384: Buy	722.50			@ES	F1 Momentum ES
	LExit	11/6/2008 15:00	Profit Target	726.50	1	$170.00		
1043	Buy	11/6/2008 15:00	G1: Geronimo: Buy	727.00			@ES	G1 Geronimo ES
	LExit	11/6/2008 15:00	Profit Target	731.00	1	$170.00		
1044	Buy	11/10/2008 07:57	B3 Breakout ES: Buy	771.25			@ES	B3 Breakout ES
	LExit	11/10/2008 08:06	Stop Loss	764.25	1	($380.00)		
1045	Buy	11/7/2008 08:00	P2 PushPull: Buy	82.38			@TY	P2 Momentum TY
	LExit	11/10/2008 10:00	P2 PushPull: Sell	82.88	1	$465.00		
1046	Buy	11/10/2008 12:00	P2 PushPull: Buy	82.83			@TY	P2 Momentum TY
	LExit	11/11/2008 08:00	P2 PushPull: Sell	83.30	1	$433.75		
1047	Buy	11/12/2008 14:00	P2 PushPull: Buy	83.98			@TY	P2 Momentum TY
	LExit	11/14/2008 08:00	P2 PushPull: Sell	83.98	1	($35.00)		
1048	Buy	11/14/2008 12:00	P2 PushPull: Buy	84.23			@TY	P2 Momentum TY
	LExit	11/17/2008 10:00	P2 PushPull: Sell	84.84	1	$574.38		
1049	Buy	11/21/2008 14:00	P2 PushPull: Buy	87.39			@TY	P2 Momentum TY
	LExit	11/25/2008 08:00	P2 PushPull: Sell	87.98	1	$558.75		
1050	Buy	11/25/2008 10:00	P2 PushPull: Buy	88.13			@TY	P2 Momentum TY
	LExit	11/25/2008 12:00	P2 PushPull: Sell	88.77	1	$605.63		
1051	Buy	11/25/2008 14:00	P2 PushPull: Buy	88.55			@TY	P2 Momentum TY
	LExit	11/26/2008 08:00	P2 PushPull: Sell	89.20	1	$621.25		
1052	Sell	12/1/2008 07:57	S3 Breakdown ES: S	683.00			@ES	S3 Breakdown SHORT ES
	SExit	12/1/2008 14:06	S3 Breakdown ES: CL	640.50	1	$2,095.00		
1053	Buy	12/2/2008 08:00	P2 PushPull: Buy	91.48			@TY	P2 Momentum TY
	LExit	12/2/2008 10:00	P2 PushPull: Sell	92.16	1	$636.88		
1054	Buy	12/2/2008 12:00	P2 PushPull: Buy	92.16			@TY	P2 Momentum TY
	LExit	12/3/2008 12:00	P2 PushPull: Sell	92.80	1	$605.63		

1055	Buy	12/3/2008 14:00	P2 PushPull: Buy	92.81			@TY	P2 Momentum TY
	LExit	12/4/2008 12:00	P2 PushPull: Sell	93.48	1	$636.88		
1056	Sell	12/8/2008 07:36	GS1: Gap SHORT	722.00			@ES	GS1 Gap Short ES
	SExit	12/8/2008 08:42	Stop Loss	733.75	1	($617.50)		
1057	Buy	12/5/2008 12:00	P2 PushPull: Buy	92.73			@TY	P2 Momentum TY
	LExit	12/9/2008 12:00	P2 PushPull: Sell	92.78	1	$11.88		
1058	Buy	12/9/2008 15:00	G1: Geronimo: Buy	713.50			@ES	G1 Geronimo ES
	LExit	12/10/2008 13:52	Profit Target	722.75	1	$432.50		
1059	Buy	12/9/2008 15:00	ES Mom 384: Buy	716.25			@ES	F1 Momentum ES
	LExit	12/10/2008 13:54	Profit Target	722.75	1	$295.00		
1060	Buy	12/9/2008 14:00	P2 PushPull: Buy	92.81			@TY	P2 Momentum TY
	LExit	12/11/2008 08:00	P2 PushPull: Sell	92.69	1	($160.00)		
1061	Buy	12/10/2008 15:00	G1: Geronimo: Buy	724.25			@ES	G1 Geronimo ES
	LExit	12/11/2008 13:52	Profit Target	728.25	1	$170.00		
1062	Buy	12/10/2008 15:00	ES Mom 384: Buy	724.25			@ES	F1 Momentum ES
	LExit	12/11/2008 13:54	Profit Target	728.25	1	$170.00		
1063	Buy	12/11/2008 15:00	G1: Geronimo: Buy	699.00			@ES	G1 Geronimo ES
	LExit	12/12/2008 13:52	Stop Loss	674.75	1	($1,242.50)		
1064	Buy	12/11/2008 15:00	ES Mom 384: Buy	701.25			@ES	F1 Momentum ES
	LExit	12/12/2008 13:54	Stop Loss	674.75	1	($1,355.00)		
1065	Buy	12/12/2008 15:00	ES Mom 384: Buy	699.00			@ES	F1 Momentum ES
	LExit	12/12/2008 15:00	Profit Target	703.00	1	$170.00		
1066	Buy	12/12/2008 15:00	G1: Geronimo: Buy	701.25			@ES	G1 Geronimo ES
	LExit	12/12/2008 15:00	Profit Target	705.25	1	$170.00		
1067	Buy	12/15/2008 15:00	ES Mom 384: Buy	691.00			@ES	F1 Momentum ES
	LExit	12/15/2008 15:00	Profit Target	695.00	1	$170.00		
1068	Buy	12/15/2008 15:00	G1: Geronimo: Buy	693.25			@ES	G1 Geronimo ES
	LExit	12/15/2008 15:00	Profit Target	697.25	1	$170.00		
1069	Buy	12/15/2008 12:00	P2 PushPull: Buy	94.14			@TY	P2 Momentum TY
	LExit	12/16/2008 14:00	P2 PushPull: Sell	94.78	1	$605.63		
1070	Buy	12/16/2008 07:57	B3 Breakout ES: Buy	708.25			@ES	B3 Breakout ES
	LExit	12/16/2008 14:06	B3 Breakout ES: CL	738.00	1	$1,457.50		
1071	Buy	12/16/2008 15:00	ES Mom 384: Buy	733.25			@ES	F1 Momentum ES
	LExit	12/16/2008 15:00	Profit Target	737.25	1	$170.00		
1072	Buy	12/16/2008 15:00	G1: Geronimo: Buy	733.25			@ES	G1 Geronimo ES
	LExit	12/16/2008	Profit Target	737.25	1	$170.00		

	LExit	15:00	Profit Target	737.25	1	$170.00		
1073	Buy	12/17/2008 12:00	P2 PushPull: Buy	96.77			@TY	P2 Momentum TY
	LExit	12/18/2008 08:00	P2 PushPull: Sell	97.47	1	$668.13		
1074	Buy	12/17/2008 15:00	G1: Geronimo: Buy	737.50			@ES	G1 Geronimo ES
	LExit	12/18/2008 13:52	Stop Loss	720.50	1	($880.00)		
1075	Buy	12/17/2008 15:00	ES Mom 384: Buy	734.00			@ES	F1 Momentum ES
	LExit	12/18/2008 13:54	Stop Loss	717.00	1	($880.00)		
1076	Buy	12/18/2008 15:00	ES Mom 384: Buy	708.25			@ES	F1 Momentum ES
	LExit	12/22/2008 13:54	Stop Loss	691.25	1	($880.00)		
1077	Buy	12/22/2008 15:00	ES Mom 384: Buy	688.50			@ES	F1 Momentum ES
	LExit	12/22/2008 15:00	Profit Target	692.50	1	$170.00		
1078	Buy	12/22/2008 15:00	G1: Geronimo: Buy	688.25			@ES	G1 Geronimo ES
	LExit	12/22/2008 15:00	Profit Target	692.25	1	$170.00		
1079	Buy	12/23/2008 15:00	G1: Geronimo: Buy	684.75			@ES	G1 Geronimo ES
	LExit	12/24/2008 13:52	Profit Target	688.75	1	$170.00		
1080	Buy	12/23/2008 15:00	ES Mom 384: Buy	683.50			@ES	F1 Momentum ES
	LExit	12/24/2008 13:54	Profit Target	688.00	1	$195.00		
1081	Sell	12/26/2008 07:36	GS1: Gap SHORT	695.25			@ES	GS1 Gap Short ES
	SExit	12/26/2008 14:00	GS1: Close	694.25	1	$20.00		
1082	Buy	12/18/2008 14:00	P2 PushPull: Buy	97.05			@TY	P2 Momentum TY
	LExit	12/29/2008 08:00	P2 PushPull: Sell	97.02	1	($66.25)		
1083	Buy	12/29/2008 15:00	ES Mom 384: Buy	688.25			@ES	F1 Momentum ES
	LExit	12/29/2008 15:00	Profit Target	692.25	1	$170.00		
1084	Buy	12/29/2008 15:00	G1: Geronimo: Buy	689.25			@ES	G1 Geronimo ES
	LExit	12/29/2008 15:00	Profit Target	693.25	1	$170.00		
1085	Buy	12/30/2008 15:00	ES Mom 384: Buy	711.00			@ES	F1 Momentum ES
	LExit	12/30/2008 15:00	Profit Target	715.00	1	$170.00		
1086	Buy	12/30/2008 15:00	G1: Geronimo: Buy	710.25			@ES	G1 Geronimo ES
	LExit	12/30/2008 15:00	Profit Target	714.25	1	$170.00		
1087	Buy	12/31/2008 15:00	ES Mom 384: Buy	726.25			@ES	F1 Momentum ES
	LExit	12/31/2008 15:00	Profit Target	730.25	1	$170.00		
1088	Buy	12/31/2008 15:00	G1: Geronimo: Buy	725.00			@ES	G1 Geronimo ES
	LExit	12/31/2008 15:00	Profit Target	729.00	1	$170.00		
1089	Buy	12/30/2008 14:00	P2 PushPull: Buy	96.58			@TY	P2 Momentum TY
	LExit	1/2/2009 08:00	P2 PushPull: Sell	95.73	1	($878.75)		
1090	Buy	1/2/2009 15:00	ES Mom 384:	756.75			@ES	F1 Momentum ES

1090	Buy	1/2/2009 13:00	Buy	750.75			@ES	F1 Momentum ES
	LExit	1/6/2009 13:54	Profit Target	760.75	1	$170.00		
1091	Buy	1/6/2009 15:00	ES Mom 384: Buy	756.50			@ES	F1 Momentum ES
	LExit	1/7/2009 13:54	Stop Loss	739.50	1	($880.00)		
1092	Buy	1/7/2009 15:00	ES Mom 384: Buy	726.25			@ES	F1 Momentum ES
	LExit	1/9/2009 13:54	Profit Target	733.75	1	$345.00		
1093	Buy	1/9/2009 15:00	G1: Geronimo: Buy	714.50			@ES	G1 Geronimo ES
	LExit	1/12/2009 13:52	Stop Loss	697.50	1	($880.00)		
1094	Buy	1/9/2009 15:00	ES Mom 384: Buy	711.25			@ES	F1 Momentum ES
	LExit	1/12/2009 13:54	Stop Loss	694.25	1	($880.00)		
1095	Buy	1/12/2009 15:00	G1: Geronimo: Buy	693.00			@ES	G1 Geronimo ES
	LExit	1/13/2009 13:52	Profit Target	697.00	1	$170.00		
1096	Buy	1/12/2009 15:00	ES Mom 384: Buy	692.50			@ES	F1 Momentum ES
	LExit	1/13/2009 13:54	Profit Target	696.50	1	$170.00		
1097	Buy	1/7/2009 14:59	P2 PushPull: Buy	93.72			@TY	P2 Momentum TY
	LExit	1/14/2009 08:00	P2 PushPull: Sell	96.17	1	$2,418.13		
1098	Sell	1/14/2009 07:57	S3 Breakdown ES: S	670.00			@ES	S3 Breakdown SHORT ES
	SExit	1/14/2009 14:06	S3 Breakdown ES: CL	662.75	1	$332.50		
1099	Sell	1/28/2009 07:36	GS1: Gap SHORT	683.50			@ES	GS1 Gap Short ES
	SExit	1/28/2009 11:32	Stop Loss	694.50	1	($580.00)		
1100	Buy	1/28/2009 07:57	B3 Breakout ES: Buy	683.75			@ES	B3 Breakout ES
	LExit	1/28/2009 14:06	B3 Breakout ES: CL	697.25	1	$645.00		
1101	Buy	2/6/2009 07:57	B3 Breakout ES: Buy	681.00			@ES	B3 Breakout ES
	LExit	2/6/2009 14:06	B3 Breakout ES: CL	692.75	1	$557.50		
1102	Buy	2/10/2009 15:00	ES Mom 384: Buy	652.50			@ES	F1 Momentum ES
	LExit	2/12/2009 13:54	Stop Loss	635.50	1	($880.00)		
1103	Buy	2/13/2009 15:00	G1: Geronimo: Buy	655.25			@ES	G1 Geronimo ES
	LExit	2/16/2009 13:52	Stop Loss	638.25	1	($880.00)		
1104	Buy	2/13/2009 15:00	ES Mom 384: Buy	656.00			@ES	F1 Momentum ES
	LExit	2/16/2009 13:54	Stop Loss	639.00	1	($880.00)		
1105	Buy	2/17/2009 13:52	G1: Geronimo: Buy	622.50			@ES	G1 Geronimo ES
	LExit	2/17/2009 13:52	Profit Target	626.50	1	$170.00		
1106	Buy	2/17/2009 13:54	ES Mom 384: Buy	622.50			@ES	F1 Momentum ES
	LExit	2/17/2009 13:54	Profit Target	626.50	1	$170.00		
1107	Sell	2/17/2009 07:57	S3 Breakdown ES: S	619.25			@ES	S3 Breakdown SHORT ES
	SExit	2/17/2009 14:06	S3 Breakdown ES: CL	612.50	1	$307.50		
1108	Buy	2/19/2009 07:57	B3 Breakout ES: Buy	620.50			@ES	B3 Breakout ES
	LExit	2/19/2009 08:42	Stop Loss	613.50	1	($380.00)		
1109	Sell	3/4/2009 07:36	GS1: Gap SHORT	531.00			@ES	GS1 Gap Short ES
	SExit	3/4/2009 12:46	Stop Loss	542.50	1	($605.00)		
1110	Buy	3/10/2009 07:57	B3 Breakout ES: Buy	524.75			@ES	B3 Breakout ES
	LExit	3/10/2009 14:06	B3 Breakout ES: CL	545.50	1	$1,007.50		

1111	Buy	3/11/2009 07:57	B3 Breakout ES: Buy	554.50			@ES	B3 Breakout ES
	LExit	3/11/2009 09:36	Stop Loss	547.50	1	($380.00)		
1112	Buy	3/3/2009 12:00	P2 PushPull: Buy	92.19			@TY	P2 Momentum TY
	LExit	3/12/2009 12:00	P2 PushPull: Sell	92.94	1	$715.00		
1113	Buy	3/16/2009 07:57	B3 Breakout ES: Buy	590.25			@ES	B3 Breakout ES
	LExit	3/16/2009 13:30	Stop Loss	583.25	1	($380.00)		
1114	Buy	3/16/2009 08:00	P2 PushPull: Buy	92.30			@TY	P2 Momentum TY
	LExit	3/18/2009 14:00	P2 PushPull: Sell	93.03	1	$699.38		
1115	Sell	3/19/2009 07:36	GS1: Gap SHORT	625.75			@ES	GS1 Gap Short ES
	SExit	3/19/2009 09:32	Profit Target	611.75	1	$670.00		
1116	Buy	3/19/2009 15:00	G1: Geronimo: Buy	608.50			@ES	G1 Geronimo ES
	LExit	3/20/2009 13:52	Profit Target	612.75	1	$182.50		
1117	Buy	3/19/2009 15:00	ES Mom 384: Buy	607.75			@ES	F1 Momentum ES
	LExit	3/20/2009 13:54	Stop Loss	590.75	1	($880.00)		
1118	Buy	3/20/2009 15:00	G1: Geronimo: Buy	594.25			@ES	G1 Geronimo ES
	LExit	3/23/2009 13:52	Profit Target	612.25	1	$870.00		
1119	Buy	3/20/2009 15:00	ES Mom 384: Buy	594.75			@ES	F1 Momentum ES
	LExit	3/23/2009 13:54	Profit Target	612.25	1	$845.00		
1120	Buy	3/23/2009 07:57	B3 Breakout ES: Buy	612.00			@ES	B3 Breakout ES
	LExit	3/23/2009 14:06	B3 Breakout ES: CL	647.50	1	$1,745.00		
1121	Buy	3/23/2009 15:00	ES Mom 384: Buy	644.25			@ES	F1 Momentum ES
	LExit	3/25/2009 13:54	Profit Target	648.25	1	$170.00		
1122	Buy	3/25/2009 15:00	ES Mom 384: Buy	630.25			@ES	F1 Momentum ES
	LExit	3/26/2009 15:00	Profit Target	654.75	1	$1,195.00		
1123	Buy	3/26/2009 15:00	ES Mom 384: Buy	654.75			@ES	F1 Momentum ES
	LExit	3/26/2009 15:00	Profit Target	658.75	1	$170.00		
1124	Buy	3/26/2009 15:00	G1: Geronimo: Buy	657.25			@ES	G1 Geronimo ES
	LExit	3/27/2009 13:52	Stop Loss	640.25	1	($880.00)		
1125	Buy	3/18/2009 14:59	P2 PushPull: Buy	95.78			@TY	P2 Momentum TY
	LExit	3/30/2009 08:00	P2 PushPull: Sell	94.94	1	($878.75)		
1126	Buy	3/27/2009 15:00	G1: Geronimo: Buy	643.25			@ES	G1 Geronimo ES
	LExit	3/30/2009 13:52	Stop Loss	623.00	1	($1,042.50)		
1127	Buy	3/27/2009 15:00	ES Mom 384: Buy	642.75			@ES	F1 Momentum ES
	LExit	3/30/2009 13:54	Stop Loss	623.00	1	($1,017.50)		
1128	Buy	3/30/2009 15:00	ES Mom 384: Buy	612.25			@ES	F1 Momentum ES
	LExit	3/31/2009 15:00	Profit Target	626.50	1	$682.50		
1129	Buy	3/30/2009 10:00	P2 PushPull: Buy	94.52			@TY	P2 Momentum TY
	LExit	4/1/2009 08:00	P2 PushPull: Sell	95.20	1	$652.50		
1130	Buy	3/31/2009 15:00	G1: Geronimo: Buy	623.00			@ES	G1 Geronimo ES
	LExit	4/1/2009 13:52	Profit Target	627.00	1	$170.00		
1131	Buy	3/31/2009 15:00	ES Mom 384: Buy	626.50			@ES	F1 Momentum ES
	LExit	4/1/2009 13:54	Stop Loss	609.50	1	($880.00)		

1132	Buy	4/2/2009 07:57	B3 Breakout ES: Buy	656.75			@ES	B3 Breakout ES
	LExit	4/2/2009 14:06	B3 Breakout ES: CL	661.75	1	$220.00		
1133	Buy	4/1/2009 15:00	G1: Geronimo: Buy	638.00			@ES	G1 Geronimo ES
	LExit	4/3/2009 13:52	Profit Target	659.75	1	$1,057.50		
1134	Buy	4/1/2009 15:00	ES Mom 384: Buy	636.75			@ES	F1 Momentum ES
	LExit	4/3/2009 13:54	Profit Target	659.75	1	$1,120.00		
1135	Buy	4/3/2009 15:00	ES Mom 384: Buy	663.25			@ES	F1 Momentum ES
	LExit	4/3/2009 15:00	Profit Target	667.25	1	$170.00		
1136	Buy	4/3/2009 15:00	G1: Geronimo: Buy	663.25			@ES	G1 Geronimo ES
	LExit	4/3/2009 15:00	Profit Target	667.25	1	$170.00		
1137	Buy	4/6/2009 15:00	ES Mom 384: Buy	660.75			@ES	F1 Momentum ES
	LExit	4/7/2009 13:54	Stop Loss	643.75	1	($880.00)		
1138	Buy	4/7/2009 15:00	G1: Geronimo: Buy	645.50			@ES	G1 Geronimo ES
	LExit	4/8/2009 13:52	Profit Target	649.50	1	$170.00		
1139	Buy	4/7/2009 15:00	ES Mom 384: Buy	644.25			@ES	F1 Momentum ES
	LExit	4/8/2009 13:54	Profit Target	648.25	1	$170.00		
1140	Buy	4/8/2009 15:00	ES Mom 384: Buy	647.50			@ES	F1 Momentum ES
	LExit	4/8/2009 15:00	Profit Target	651.50	1	$170.00		
1141	Buy	4/8/2009 15:00	G1: Geronimo: Buy	648.00			@ES	G1 Geronimo ES
	LExit	4/8/2009 15:00	Profit Target	652.00	1	$170.00		
1142	Sell	4/9/2009 07:36	GS1: Gap SHORT	669.25			@ES	GS1 Gap Short ES
	SExit	4/9/2009 13:54	Stop Loss	680.75	1	($605.00)		
1143	Buy	4/9/2009 07:57	B3 Breakout ES: Buy	671.00			@ES	B3 Breakout ES
	LExit	4/9/2009 14:06	B3 Breakout ES: CL	682.00	1	$520.00		
1144	Buy	4/9/2009 15:00	ES Mom 384: Buy	679.25			@ES	F1 Momentum ES
	LExit	4/9/2009 15:00	Profit Target	683.25	1	$170.00		
1145	Buy	4/9/2009 15:00	G1: Geronimo: Buy	679.25			@ES	G1 Geronimo ES
	LExit	4/9/2009 15:00	Profit Target	683.25	1	$170.00		
1146	Buy	4/13/2009 15:00	G1: Geronimo: Buy	685.75			@ES	G1 Geronimo ES
	LExit	4/14/2009 13:52	Stop Loss	668.75	1	($880.00)		
1147	Buy	4/13/2009 15:00	ES Mom 384: Buy	685.50			@ES	F1 Momentum ES
	LExit	4/14/2009 13:54	Stop Loss	668.50	1	($880.00)		
1148	Buy	4/14/2009 15:00	G1: Geronimo: Buy	669.00			@ES	G1 Geronimo ES
	LExit	4/15/2009 13:52	Profit Target	673.00	1	$170.00		
1149	Buy	4/14/2009 15:00	ES Mom 384: Buy	668.50			@ES	F1 Momentum ES
	LExit	4/15/2009 13:54	Profit Target	672.50	1	$170.00		
1150	Buy	4/15/2009 15:00	G1: Geronimo: Buy	674.00			@ES	G1 Geronimo ES
	LExit	4/15/2009 15:00	Profit Target	678.00	1	$170.00		
1151	Buy	4/15/2009 15:00	ES Mom 384: Buy	675.50			@ES	F1 Momentum ES
	LExit	4/16/2009 13:54	Profit Target	683.50	1	$370.00		
1152	Buy	4/16/2009 15:00	G1: Geronimo: Buy	691.50			@ES	G1 Geronimo ES
	LExit	4/20/2009 13:52	Stop Loss	674.50	1	($880.00)		
1153	Buy	4/16/2009 15:00	ES Mom 384: Buy	690.50			@ES	F1 Momentum ES
	LExit	4/20/2009 13:54	Stop Loss	673.50	1	($880.00)		

1154	Buy	4/24/2009 15:00	G1: Geronimo: Buy	694.50			@ES	G1 Geronimo ES
	LExit	4/28/2009 13:52	Stop Loss	673.75	1	($1,067.50)		
1155	Buy	4/20/2009 15:00	ES Mom 384: Buy	659.25			@ES	F1 Momentum ES
	LExit	4/28/2009 15:00	Profit Target	681.25	1	$1,070.00		
1156	Sell	4/29/2009 07:36	GS1: Gap SHORT	687.75			@ES	GS1 Gap Short ES
	SExit	4/29/2009 08:42	Stop Loss	698.50	1	($567.50)		
1157	Buy	4/28/2009 15:00	G1: Geronimo: Buy	681.50			@ES	G1 Geronimo ES
	LExit	4/29/2009 13:52	Profit Target	689.25	1	$357.50		
1158	Buy	4/28/2009 15:00	ES Mom 384: Buy	681.25			@ES	F1 Momentum ES
	LExit	4/29/2009 13:54	Profit Target	689.25	1	$370.00		
1159	Buy	4/2/2009 10:00	P2 PushPull: Buy	94.23			@TY	P2 Momentum TY
	LExit	4/29/2009 14:00	Stop Loss	91.92	1	($2,347.50)		
1160	Buy	4/29/2009 15:00	ES Mom 384: Buy	694.00			@ES	F1 Momentum ES
	LExit	4/29/2009 15:00	Profit Target	698.00	1	$170.00		
1161	Buy	4/29/2009 15:00	G1: Geronimo: Buy	695.00			@ES	G1 Geronimo ES
	LExit	4/29/2009 15:00	Profit Target	699.00	1	$170.00		
1162	Sell	4/30/2009 07:36	GS1: Gap SHORT	707.75			@ES	GS1 Gap Short ES
	SExit	4/30/2009 13:20	Profit Target	693.75	1	$670.00		
1163	Buy	4/30/2009 15:00	ES Mom 384: Buy	699.00			@ES	F1 Momentum ES
	LExit	5/1/2009 13:54	Profit Target	703.00	1	$170.00		
1164	Buy	5/1/2009 15:00	ES Mom 384: Buy	699.00			@ES	F1 Momentum ES
	LExit	5/1/2009 15:00	Profit Target	703.00	1	$170.00		
1165	Buy	5/1/2009 15:00	G1: Geronimo: Buy	699.50			@ES	G1 Geronimo ES
	LExit	5/1/2009 15:00	Profit Target	703.50	1	$170.00		
1166	Buy	5/4/2009 07:57	B3 Breakout ES: Buy	712.50			@ES	B3 Breakout ES
	LExit	5/4/2009 14:06	B3 Breakout ES: CL	732.25	1	$957.50		
1167	Buy	5/4/2009 15:00	ES Mom 384: Buy	728.00			@ES	F1 Momentum ES
	LExit	5/5/2009 15:00	Profit Target	732.00	1	$170.00		
1168	Buy	5/6/2009 07:57	B3 Breakout ES: Buy	737.50			@ES	B3 Breakout ES
	LExit	5/6/2009 08:33	Stop Loss	730.50	1	($380.00)		
1169	Buy	5/5/2009 15:00	G1: Geronimo: Buy	729.25			@ES	G1 Geronimo ES
	LExit	5/6/2009 13:52	Profit Target	740.75	1	$545.00		
1170	Buy	5/6/2009 15:00	ES Mom 384: Buy	740.75			@ES	F1 Momentum ES
	LExit	5/6/2009 15:00	Profit Target	744.75	1	$170.00		
1171	Buy	5/6/2009 15:00	G1: Geronimo: Buy	744.25			@ES	G1 Geronimo ES
	LExit	5/7/2009 13:52	Profit Target	754.00	1	$457.50		
1172	Buy	5/7/2009 15:00	ES Mom 384: Buy	731.00			@ES	F1 Momentum ES
	LExit	5/7/2009 15:00	Profit Target	735.00	1	$170.00		
1173	Buy	5/7/2009 15:00	G1: Geronimo: Buy	731.75			@ES	G1 Geronimo ES
	LExit	5/7/2009 15:00	Profit Target	735.75	1	$170.00		
1174	Buy	5/8/2009 07:57	B3 Breakout ES: Buy	751.50			@ES	B3 Breakout ES
	LExit	5/8/2009 08:15	Stop Loss	744.50	1	($380.00)		
1175	Buy	5/8/2009 15:00	ES Mom 384: Buy	751.50			@ES	F1 Momentum ES
	LExit	5/11/2009 13:54	Stop Loss	734.50	1	($880.00)		
1176	Buy	5/11/2009 15:00	ES Mom 384:	738.25			@ES	F1 Momentum ES

1176	Buy	5/11/2009 15:00	Buy	738.25			@ES	F1 Momentum ES
	LExit	5/12/2009 13:54	Profit Target	742.25	1	$170.00		
1177	Buy	5/12/2009 15:00	ES Mom 384: Buy	733.75			@ES	F1 Momentum ES
	LExit	5/12/2009 15:00	Profit Target	737.75	1	$170.00		
1178	Buy	5/12/2009 15:00	G1: Geronimo: Buy	735.25			@ES	G1 Geronimo ES
	LExit	5/13/2009 13:52	Stop Loss	718.25	1	($880.00)		
1179	Buy	5/13/2009 15:00	ES Mom 384: Buy	711.75			@ES	F1 Momentum ES
	LExit	5/15/2009 13:54	Profit Target	718.00	1	$282.50		
1180	Buy	5/15/2009 15:00	G1: Geronimo: Buy	710.25			@ES	G1 Geronimo ES
	LExit	5/18/2009 13:52	Profit Target	719.75	1	$445.00		
1181	Buy	5/15/2009 15:00	ES Mom 384: Buy	710.00			@ES	F1 Momentum ES
	LExit	5/18/2009 13:54	Profit Target	719.75	1	$457.50		
1182	Buy	5/18/2009 07:57	B3 Breakout ES: Buy	722.25			@ES	B3 Breakout ES
	LExit	5/18/2009 14:06	B3 Breakout ES: CL	736.25	1	$670.00		
1183	Buy	5/18/2009 15:00	G1: Geronimo: Buy	735.00			@ES	G1 Geronimo ES
	LExit	5/19/2009 13:52	Profit Target	739.00	1	$170.00		
1184	Buy	5/18/2009 15:00	ES Mom 384: Buy	734.75			@ES	F1 Momentum ES
	LExit	5/19/2009 13:54	Profit Target	738.75	1	$170.00		
1185	Buy	5/19/2009 15:00	G1: Geronimo: Buy	738.50			@ES	G1 Geronimo ES
	LExit	5/20/2009 13:52	Profit Target	743.50	1	$220.00		
1186	Buy	5/19/2009 15:00	ES Mom 384: Buy	736.25			@ES	F1 Momentum ES
	LExit	5/20/2009 13:54	Profit Target	743.50	1	$332.50		
1187	Buy	5/20/2009 15:00	G1: Geronimo: Buy	729.50			@ES	G1 Geronimo ES
	LExit	5/21/2009 13:52	Stop Loss	712.50	1	($880.00)		
1188	Buy	5/20/2009 15:00	ES Mom 384: Buy	730.25			@ES	F1 Momentum ES
	LExit	5/21/2009 13:54	Stop Loss	713.25	1	($880.00)		
1189	Buy	5/21/2009 15:00	ES Mom 384: Buy	714.75			@ES	F1 Momentum ES
	LExit	5/21/2009 15:00	Profit Target	718.75	1	$170.00		
1190	Buy	5/21/2009 15:00	G1: Geronimo: Buy	713.00			@ES	G1 Geronimo ES
	LExit	5/21/2009 15:00	Profit Target	717.00	1	$170.00		
1191	Buy	5/22/2009 15:00	G1: Geronimo: Buy	716.50			@ES	G1 Geronimo ES
	LExit	5/26/2009 13:52	Profit Target	720.50	1	$170.00		
1192	Buy	5/22/2009 15:00	ES Mom 384: Buy	716.25			@ES	F1 Momentum ES
	LExit	5/26/2009 13:54	Profit Target	720.25	1	$170.00		
1193	Buy	5/26/2009 15:00	ES Mom 384: Buy	735.75			@ES	F1 Momentum ES
	LExit	5/27/2009 13:54	Profit Target	739.75	1	$170.00		
1194	Buy	5/27/2009 15:00	ES Mom 384: Buy	721.25			@ES	F1 Momentum ES
	LExit	5/28/2009 13:54	Profit Target	728.50	1	$332.50		
1195	Buy	5/28/2009 15:00	ES Mom 384: Buy	733.50			@ES	F1 Momentum ES
	LExit	5/29/2009 13:54	Profit Target	738.25	1	$207.50		
1196	Buy	5/29/2009 15:00	ES Mom 384: Buy	740.75			@ES	F1 Momentum ES
	LExit	6/1/2009 13:54	Profit Target	760.75	1	$970.00		
1197	Buy	6/1/2009 07:57	B3 Breakout ES: Buy	762.75			@ES	B3 Breakout ES
	LExit	6/1/2009 14:06	B3 Breakout ES: CL	769.00	1	$282.50		
1198	Buy	6/1/2009 15:00	ES Mom 384:	774.00			@ES	F1 Momentum ES

1198	Buy	6/1/2009 15:00	Buy	774.00			@ES	F1 Momentum ES
	LExit	6/3/2009 13:54	Stop Loss	757.00	1	($880.00)		
1199	Buy	6/3/2009 15:00	ES Mom 384: Buy	757.25			@ES	F1 Momentum ES
	LExit	6/3/2009 15:00	Profit Target	761.25	1	$170.00		
1200	Buy	6/3/2009 15:00	G1: Geronimo: Buy	757.75			@ES	G1 Geronimo ES
	LExit	6/4/2009 13:52	Profit Target	763.75	1	$270.00		
1201	Buy	6/4/2009 15:00	G1: Geronimo: Buy	768.75			@ES	G1 Geronimo ES
	LExit	6/5/2009 13:52	Profit Target	779.00	1	$482.50		
1202	Buy	6/4/2009 15:00	ES Mom 384: Buy	767.75			@ES	F1 Momentum ES
	LExit	6/5/2009 13:54	Profit Target	779.00	1	$532.50		
1203	Buy	6/5/2009 15:00	G1: Geronimo: Buy	767.25			@ES	G1 Geronimo ES
	LExit	6/8/2009 13:52	Profit Target	771.25	1	$170.00		
1204	Buy	6/5/2009 15:00	ES Mom 384: Buy	768.00			@ES	F1 Momentum ES
	LExit	6/8/2009 13:54	Profit Target	772.00	1	$170.00		
1205	Buy	6/8/2009 15:00	ES Mom 384: Buy	770.00			@ES	F1 Momentum ES
	LExit	6/9/2009 13:54	Profit Target	774.00	1	$170.00		
1206	Buy	6/9/2009 15:00	G1: Geronimo: Buy	771.50			@ES	G1 Geronimo ES
	LExit	6/10/2009 13:52	Profit Target	779.00	1	$345.00		
1207	Buy	6/9/2009 15:00	ES Mom 384: Buy	771.25			@ES	F1 Momentum ES
	LExit	6/10/2009 13:54	Profit Target	779.00	1	$357.50		
1208	Buy	6/10/2009 15:00	ES Mom 384: Buy	765.75			@ES	F1 Momentum ES
	LExit	6/10/2009 15:00	Profit Target	769.75	1	$170.00		
1209	Buy	6/10/2009 15:00	G1: Geronimo: Buy	764.75			@ES	G1 Geronimo ES
	LExit	6/10/2009 15:00	Profit Target	768.75	1	$170.00		
1210	Buy	6/12/2009 15:00	G1: Geronimo: Buy	772.75			@ES	G1 Geronimo ES
	LExit	6/15/2009 13:52	Stop Loss	755.75	1	($880.00)		
1211	Buy	6/11/2009 15:00	ES Mom 384: Buy	777.00			@ES	F1 Momentum ES
	LExit	6/15/2009 13:54	Stop Loss	760.00	1	($880.00)		
1212	Buy	6/15/2009 15:00	ES Mom 384: Buy	752.25			@ES	F1 Momentum ES
	LExit	6/17/2009 13:54	Stop Loss	735.25	1	($880.00)		
1213	Buy	6/17/2009 15:00	G1: Geronimo: Buy	740.75			@ES	G1 Geronimo ES
	LExit	6/18/2009 13:52	Profit Target	744.75	1	$170.00		
1214	Buy	6/17/2009 15:00	ES Mom 384: Buy	739.00			@ES	F1 Momentum ES
	LExit	6/18/2009 13:54	Profit Target	743.00	1	$170.00		
1215	Buy	6/19/2009 07:57	B3 Breakout ES: Buy	754.75			@ES	B3 Breakout ES
	LExit	6/19/2009 10:30	Stop Loss	747.75	1	($380.00)		
1216	Buy	6/18/2009 15:00	G1: Geronimo: Buy	743.75			@ES	G1 Geronimo ES
	LExit	6/19/2009 13:52	Profit Target	754.25	1	$495.00		
1217	Buy	6/18/2009 15:00	ES Mom 384: Buy	745.50			@ES	F1 Momentum ES
	LExit	6/19/2009 13:54	Profit Target	754.25	1	$407.50		
1218	Buy	6/19/2009 15:00	G1: Geronimo: Buy	748.75			@ES	G1 Geronimo ES
	LExit	6/22/2009 13:52	Stop Loss	731.75	1	($880.00)		
1219	Buy	6/19/2009 15:00	ES Mom 384: Buy	749.25			@ES	F1 Momentum ES
	LExit	6/22/2009 13:54	Stop Loss	732.25	1	($880.00)		
1220	Buy	6/22/2009 15:00	ES Mom 384: Buy	724.25			@ES	F1 Momentum ES

	LExit	6/24/2009 13:54	Profit Target	729.75	1	$245.00		
1221	Buy	6/24/2009 07:57	B3 Breakout ES: Buy	730.25			@ES	B3 Breakout ES
	LExit	6/24/2009 14:06	B3 Breakout ES: CL	729.75	1	($55.00)		
1222	Buy	7/1/2009 07:57	B3 Breakout ES: Buy	755.00			@ES	B3 Breakout ES
	LExit	7/1/2009 14:06	B3 Breakout ES: CL	752.25	1	($167.50)		
1223	Buy	6/26/2009 14:59	P2 PushPull: Buy	88.73			@TY	P2 Momentum TY
	LExit	7/2/2009 10:00	P2 PushPull: Sell	89.41	1	$636.88		
1224	Buy	7/3/2009 10:00	P2 PushPull: Buy	89.25			@TY	P2 Momentum TY
	LExit	7/8/2009 12:00	P2 PushPull: Sell	90.41	1	$1,121.25		
1225	Buy	7/9/2009 10:00	P2 PushPull: Buy	90.38			@TY	P2 Momentum TY
	LExit	7/10/2009 08:00	P2 PushPull: Sell	91.03	1	$621.25		
1226	Buy	7/15/2009 07:57	B3 Breakout ES: Buy	748.50			@ES	B3 Breakout ES
	LExit	7/15/2009 14:06	B3 Breakout ES: CL	760.50	1	$570.00		
1227	Buy	7/10/2009 12:00	P2 PushPull: Buy	91.13			@TY	P2 Momentum TY
	LExit	7/17/2009 10:00	Stop Loss	88.81	1	($2,347.50)		
1228	Buy	7/17/2009 15:00	G1: Geronimo: Buy	768.50			@ES	G1 Geronimo ES
	LExit	7/20/2009 13:52	Profit Target	775.25	1	$307.50		
1229	Buy	7/16/2009 15:00	ES Mom 384: Buy	770.75			@ES	F1 Momentum ES
	LExit	7/20/2009 13:54	Profit Target	775.25	1	$195.00		
1230	Buy	7/20/2009 07:57	B3 Breakout ES: Buy	775.00			@ES	B3 Breakout ES
	LExit	7/20/2009 14:06	B3 Breakout ES: CL	781.25	1	$282.50		
1231	Buy	7/20/2009 15:00	G1: Geronimo: Buy	780.50			@ES	G1 Geronimo ES
	LExit	7/21/2009 13:52	Profit Target	786.75	1	$282.50		
1232	Buy	7/20/2009 15:00	ES Mom 384: Buy	781.00			@ES	F1 Momentum ES
	LExit	7/21/2009 13:54	Profit Target	786.75	1	$257.50		
1233	Sell	7/21/2009 07:36	GS1: Gap SHORT	785.50			@ES	GS1 Gap Short ES
	SExit	7/21/2009 14:00	GS1: Close	783.75	1	$57.50		
1234	Buy	7/21/2009 15:00	ES Mom 384: Buy	781.75			@ES	F1 Momentum ES
	LExit	7/21/2009 15:00	Profit Target	785.75	1	$170.00		
1235	Buy	7/21/2009 15:00	G1: Geronimo: Buy	781.75			@ES	G1 Geronimo ES
	LExit	7/21/2009 15:00	Profit Target	785.75	1	$170.00		
1236	Buy	7/22/2009 15:00	G1: Geronimo: Buy	782.00			@ES	G1 Geronimo ES
	LExit	7/23/2009 13:52	Profit Target	786.00	1	$170.00		
1237	Buy	7/22/2009 15:00	ES Mom 384: Buy	782.50			@ES	F1 Momentum ES
	LExit	7/23/2009 13:54	Profit Target	786.50	1	$170.00		
1238	Buy	7/23/2009 15:00	G1: Geronimo: Buy	803.75			@ES	G1 Geronimo ES
	LExit	7/27/2009 15:00	Profit Target	809.00	1	$232.50		
1239	Buy	7/23/2009 15:00	ES Mom 384: Buy	803.75			@ES	F1 Momentum ES
	LExit	7/29/2009 15:00	Profit Target	807.75	1	$170.00		
1240	Buy	7/27/2009 15:00	G1: Geronimo: Buy	809.00			@ES	G1 Geronimo ES
	LExit	7/30/2009 13:52	Profit Target	816.50	1	$345.00		

1241	Buy	7/30/2009 07:57	B3 Breakout ES: Buy	815.75			@ES	B3 Breakout ES
	LExit	7/30/2009 14:06	B3 Breakout ES: CL	816.25	1	($5.00)		
1242	Buy	7/30/2009 15:00	G1: Geronimo: Buy	818.25			@ES	G1 Geronimo ES
	LExit	8/3/2009 13:52	Profit Target	827.00	1	$407.50		
1243	Buy	7/30/2009 15:00	ES Mom 384: Buy	817.75			@ES	F1 Momentum ES
	LExit	8/3/2009 13:54	Profit Target	827.00	1	$432.50		
1244	Buy	8/7/2009 07:57	B3 Breakout ES: Buy	836.00			@ES	B3 Breakout ES
	LExit	8/7/2009 14:06	B3 Breakout ES: CL	840.25	1	$182.50		
1245	Buy	8/3/2009 15:00	G1: Geronimo: Buy	831.25			@ES	G1 Geronimo ES
	LExit	8/12/2009 13:52	Profit Target	835.25	1	$170.00		
1246	Buy	8/3/2009 15:00	ES Mom 384: Buy	830.75			@ES	F1 Momentum ES
	LExit	8/12/2009 13:54	Profit Target	834.75	1	$170.00		
1247	Buy	7/20/2009 14:00	P2 PushPull: Buy	89.30			@TY	P2 Momentum TY
	LExit	8/14/2009 08:00	P2 PushPull: Sell	89.84	1	$511.88		
1248	Buy	8/12/2009 15:00	ES Mom 384: Buy	837.25			@ES	F1 Momentum ES
	LExit	8/14/2009 13:54	Profit Target	843.75	1	$295.00		
1249	Buy	8/14/2009 15:00	ES Mom 384: Buy	832.00			@ES	F1 Momentum ES
	LExit	8/17/2009 13:54	Stop Loss	815.00	1	($880.00)		
1250	Buy	8/18/2009 10:00	P2 PushPull: Buy	90.16			@TY	P2 Momentum TY
	LExit	8/19/2009 08:00	P2 PushPull: Sell	90.67	1	$480.63		
1251	Buy	8/17/2009 15:00	ES Mom 384: Buy	810.50			@ES	F1 Momentum ES
	LExit	8/20/2009 15:00	Profit Target	839.00	1	$1,395.00		
1252	Buy	8/20/2009 15:00	G1: Geronimo: Buy	839.00			@ES	G1 Geronimo ES
	LExit	8/21/2009 13:52	Profit Target	846.75	1	$357.50		
1253	Buy	8/20/2009 15:00	ES Mom 384: Buy	839.00			@ES	F1 Momentum ES
	LExit	8/21/2009 13:54	Profit Target	846.75	1	$357.50		
1254	Buy	8/21/2009 07:57	B3 Breakout ES: Buy	845.75			@ES	B3 Breakout ES
	LExit	8/21/2009 14:06	B3 Breakout ES: CL	858.25	1	$595.00		
1255	Buy	8/24/2009 07:57	B3 Breakout ES: Buy	862.75			@ES	B3 Breakout ES
	LExit	8/24/2009 13:12	Stop Loss	855.75	1	($380.00)		
1256	Buy	8/21/2009 15:00	G1: Geronimo: Buy	857.75			@ES	G1 Geronimo ES
	LExit	8/25/2009 13:52	Profit Target	862.00	1	$182.50		
1257	Buy	8/21/2009 15:00	ES Mom 384: Buy	858.25			@ES	F1 Momentum ES
	LExit	8/25/2009 13:54	Profit Target	862.25	1	$170.00		
1258	Buy	8/25/2009 15:00	G1: Geronimo: Buy	860.75			@ES	G1 Geronimo ES
	LExit	8/26/2009 13:52	Profit Target	864.75	1	$170.00		
1259	Buy	8/26/2009 15:00	G1: Geronimo: Buy	860.25			@ES	G1 Geronimo ES
	LExit	8/27/2009 13:52	Profit Target	864.25	1	$170.00		
1260	Buy	8/25/2009 15:00	ES Mom 384: Buy	861.00			@ES	F1 Momentum ES
	LExit	8/27/2009 13:54	Profit Target	865.00	1	$170.00		
1261	Buy	8/27/2009 15:00	G1: Geronimo: Buy	863.00			@ES	G1 Geronimo ES
	LExit	8/28/2009 13:52	Profit Target	870.50	1	$345.00		

1262	Buy	8/27/2009 15:00	ES Mom 384: Buy	862.75			@ES	F1 Momentum ES
	LExit	8/28/2009 13:54	Profit Target	870.50	1	$357.50		
1263	Sell	8/28/2009 07:36	GS1: Gap SHORT	868.25			@ES	GS1 Gap Short ES
	SExit	8/28/2009 14:00	GS1: Close	861.50	1	$307.50		
1264	Buy	8/19/2009 08:00	P2 PushPull: Buy	90.59			@TY	P2 Momentum TY
	LExit	9/1/2009 10:00	P2 PushPull: Sell	91.20	1	$574.38		
1265	Buy	8/28/2009 15:00	G1: Geronimo: Buy	859.75			@ES	G1 Geronimo ES
	LExit	9/1/2009 13:52	Stop Loss	842.75	1	($880.00)		
1266	Buy	8/28/2009 15:00	ES Mom 384: Buy	860.00			@ES	F1 Momentum ES
	LExit	9/1/2009 13:54	Stop Loss	843.00	1	($880.00)		
1267	Buy	9/1/2009 15:00	ES Mom 384: Buy	830.00			@ES	F1 Momentum ES
	LExit	9/3/2009 13:54	Profit Target	834.00	1	$170.00		
1268	Buy	9/4/2009 15:00	G1: Geronimo: Buy	848.25			@ES	G1 Geronimo ES
	LExit	9/7/2009 13:52	Profit Target	852.25	1	$170.00		
1269	Buy	9/4/2009 15:00	ES Mom 384: Buy	847.75			@ES	F1 Momentum ES
	LExit	9/7/2009 13:54	Profit Target	851.75	1	$170.00		
1270	Buy	9/7/2009 07:57	B3 Breakout ES: Buy	852.75			@ES	B3 Breakout ES
	LExit	9/8/2009 14:06	B3 Breakout ES: CL	857.50	1	$207.50		
1271	Buy	9/8/2009 13:52	G1: Geronimo: Buy	858.25			@ES	G1 Geronimo ES
	LExit	9/9/2009 13:52	Profit Target	862.25	1	$170.00		
1272	Buy	9/8/2009 13:54	ES Mom 384: Buy	858.25			@ES	F1 Momentum ES
	LExit	9/9/2009 13:54	Profit Target	862.25	1	$170.00		
1273	Buy	9/9/2009 15:00	ES Mom 384: Buy	866.25			@ES	F1 Momentum ES
	LExit	9/10/2009 13:54	Profit Target	870.25	1	$170.00		
1274	Buy	9/3/2009 14:00	P2 PushPull: Buy	91.42			@TY	P2 Momentum TY
	LExit	9/11/2009 10:00	P2 PushPull: Sell	92.05	1	$590.00		
1275	Buy	9/10/2009 15:00	G1: Geronimo: Buy	876.25			@ES	G1 Geronimo ES
	LExit	9/11/2009 13:52	Profit Target	880.25	1	$170.00		
1276	Buy	9/10/2009 15:00	ES Mom 384: Buy	876.00			@ES	F1 Momentum ES
	LExit	9/11/2009 13:54	Profit Target	880.00	1	$170.00		
1277	Buy	9/11/2009 15:00	ES Mom 384: Buy	876.75			@ES	F1 Momentum ES
	LExit	9/14/2009 13:54	Profit Target	880.75	1	$170.00		
1278	Buy	9/14/2009 15:00	ES Mom 384: Buy	881.75			@ES	F1 Momentum ES
	LExit	9/15/2009 13:54	Profit Target	885.75	1	$170.00		
1279	Buy	9/15/2009 15:00	ES Mom 384: Buy	886.00			@ES	F1 Momentum ES
	LExit	9/16/2009 13:54	Profit Target	890.00	1	$170.00		
1280	Buy	9/22/2009 07:57	B3 Breakout ES: Buy	901.50			@ES	B3 Breakout ES
	LExit	9/22/2009 14:06	B3 Breakout ES: CL	904.25	1	$107.50		
1281	Buy	9/16/2009 15:00	ES Mom 384: Buy	900.00			@ES	F1 Momentum ES
	LExit	9/22/2009 15:00	Profit Target	904.00	1	$170.00		
1282	Buy	9/18/2009 15:00	G1: Geronimo: Buy	901.75			@ES	G1 Geronimo ES
	LExit	9/23/2009 13:52	Profit Target	906.00	1	$182.50		
1283	Buy	9/23/2009 15:00	ES Mom 384:	896.00			@ES	F1 Momentum ES

			Buy					
	LExit	9/24/2009 13:54	Stop Loss	879.00	1	($880.00)		
1284	Buy	9/23/2009 15:00	G1: Geronimo: Buy	894.25			@ES	G1 Geronimo ES
	LExit	9/25/2009 13:52	Stop Loss	877.25	1	($880.00)		
1285	Buy	9/24/2009 15:00	ES Mom 384: Buy	885.00			@ES	F1 Momentum ES
	LExit	9/28/2009 13:54	Profit Target	889.00	1	$170.00		
1286	Buy	9/29/2009 07:57	B3 Breakout ES: Buy	899.50			@ES	B3 Breakout ES
	LExit	9/29/2009 09:09	Stop Loss	892.50	1	($380.00)		
1287	Buy	9/11/2009 12:00	P2 PushPull: Buy	91.97			@TY	P2 Momentum TY
	LExit	10/1/2009 12:00	P2 PushPull: Sell	93.20	1	$1,199.38		
1288	Buy	9/28/2009 15:00	ES Mom 384: Buy	894.50			@ES	F1 Momentum ES
	LExit	10/1/2009 13:54	Stop Loss	877.50	1	($880.00)		
1289	Buy	10/2/2009 15:00	G1: Geronimo: Buy	857.75			@ES	G1 Geronimo ES
	LExit	10/5/2009 13:52	Profit Target	861.75	1	$170.00		
1290	Buy	10/1/2009 15:00	ES Mom 384: Buy	864.75			@ES	F1 Momentum ES
	LExit	10/5/2009 13:54	Profit Target	868.75	1	$170.00		
1291	Buy	10/6/2009 07:57	B3 Breakout ES: Buy	886.50			@ES	B3 Breakout ES
	LExit	10/6/2009 14:06	B3 Breakout ES: CL	886.75	1	($17.50)		
1292	Buy	10/5/2009 15:00	G1: Geronimo: Buy	873.25			@ES	G1 Geronimo ES
	LExit	10/7/2009 13:52	Profit Target	885.25	1	$570.00		
1293	Buy	10/5/2009 15:00	ES Mom 384: Buy	872.75			@ES	F1 Momentum ES
	LExit	10/7/2009 13:54	Profit Target	885.25	1	$595.00		
1294	Buy	10/5/2009 14:59	P2 PushPull: Buy	92.98			@TY	P2 Momentum TY
	LExit	10/7/2009 14:00	P2 PushPull: Sell	93.48	1	$465.00		
1295	Buy	10/7/2009 15:00	ES Mom 384: Buy	890.00			@ES	F1 Momentum ES
	LExit	10/7/2009 15:00	Profit Target	894.00	1	$170.00		
1296	Buy	10/7/2009 15:00	G1: Geronimo: Buy	890.50			@ES	G1 Geronimo ES
	LExit	10/7/2009 15:00	Profit Target	894.50	1	$170.00		
1297	Buy	10/8/2009 07:57	B3 Breakout ES: Buy	899.25			@ES	B3 Breakout ES
	LExit	10/8/2009 14:06	B3 Breakout ES: CL	900.00	1	$7.50		
1298	Buy	10/8/2009 15:00	G1: Geronimo: Buy	899.00			@ES	G1 Geronimo ES
	LExit	10/9/2009 13:52	Profit Target	903.00	1	$170.00		
1299	Buy	10/8/2009 15:00	ES Mom 384: Buy	898.75			@ES	F1 Momentum ES
	LExit	10/9/2009 13:54	Profit Target	902.75	1	$170.00		
1300	Buy	10/9/2009 15:00	G1: Geronimo: Buy	903.25			@ES	G1 Geronimo ES
	LExit	10/12/2009 13:52	Profit Target	910.25	1	$320.00		
1301	Buy	10/9/2009 15:00	ES Mom 384: Buy	903.75			@ES	F1 Momentum ES
	LExit	10/12/2009 13:54	Profit Target	910.25	1	$295.00		
1302	Buy	10/12/2009 07:57	B3 Breakout ES: Buy	912.00			@ES	B3 Breakout ES
	LExit	10/12/2009 14:06	B3 Breakout ES: CL	908.50	1	($205.00)		
1303	Buy	10/12/2009 15:00	ES Mom 384: Buy	908.75			@ES	F1 Momentum ES

	LExit	10/13/2009 15:00	Profit Target	912.75	1	$170.00		
1304	Buy	10/12/2009 15:00	G1: Geronimo: Buy	908.50			@ES	G1 Geronimo ES
	LExit	10/13/2009 15:00	Profit Target	912.50	1	$170.00		
1305	Buy	10/14/2009 07:57	B3 Breakout ES: Buy	917.50			@ES	B3 Breakout ES
	LExit	10/14/2009 14:06	B3 Breakout ES: CL	925.75	1	$382.50		
1306	Buy	10/14/2009 15:00	ES Mom 384: Buy	926.00			@ES	F1 Momentum ES
	LExit	10/15/2009 15:00	Profit Target	930.00	1	$170.00		
1307	Buy	10/14/2009 15:00	G1: Geronimo: Buy	925.25			@ES	G1 Geronimo ES
	LExit	10/15/2009 15:00	Profit Target	929.25	1	$170.00		
1308	Buy	10/16/2009 15:00	ES Mom 384: Buy	920.75			@ES	F1 Momentum ES
	LExit	10/19/2009 13:54	Profit Target	924.75	1	$170.00		
1309	Buy	10/19/2009 15:00	ES Mom 384: Buy	932.50			@ES	F1 Momentum ES
	LExit	10/21/2009 13:54	Stop Loss	915.50	1	($880.00)		
1310	Buy	10/8/2009 12:00	P2 PushPull: Buy	93.05			@TY	P2 Momentum TY
	LExit	10/26/2009 10:00	Stop Loss	90.73	1	($2,347.50)		
1311	Buy	10/21/2009 15:00	ES Mom 384: Buy	915.50			@ES	F1 Momentum ES
	LExit	10/26/2009 13:54	Stop Loss	898.50	1	($880.00)		
1312	Buy	10/26/2009 15:00	ES Mom 384: Buy	902.50			@ES	F1 Momentum ES
	LExit	10/28/2009 13:54	Stop Loss	885.50	1	($880.00)		
1313	Buy	10/28/2009 15:00	ES Mom 384: Buy	877.50			@ES	F1 Momentum ES
	LExit	11/4/2009 13:54	Profit Target	887.50	1	$470.00		
1314	Buy	11/4/2009 07:57	B3 Breakout ES: Buy	885.75			@ES	B3 Breakout ES
	LExit	11/4/2009 13:57	Stop Loss	878.75	1	($380.00)		
1315	Buy	11/9/2009 07:57	B3 Breakout ES: Buy	913.50			@ES	B3 Breakout ES
	LExit	11/9/2009 14:06	B3 Breakout ES: CL	928.25	1	$707.50		
1316	Buy	11/11/2009 15:00	ES Mom 384: Buy	933.25			@ES	F1 Momentum ES
	LExit	11/12/2009 13:54	Profit Target	937.25	1	$170.00		
1317	Buy	11/12/2009 15:00	ES Mom 384: Buy	921.25			@ES	F1 Momentum ES
	LExit	11/13/2009 13:54	Profit Target	925.50	1	$182.50		
1318	Buy	11/11/2009 12:00	P2 PushPull: Buy	92.70			@TY	P2 Momentum TY
	LExit	11/16/2009 12:00	P2 PushPull: Sell	93.38	1	$636.88		
1319	Buy	11/11/2009 15:00	G1: Geronimo: Buy	932.50			@ES	G1 Geronimo ES
	LExit	11/16/2009 13:52	Profit Target	936.50	1	$170.00		
1320	Buy	11/13/2009 15:00	ES Mom 384: Buy	929.00			@ES	F1 Momentum ES
	LExit	11/16/2009 13:54	Profit Target	936.25	1	$332.50		
1321	Buy	11/16/2009 07:57	B3 Breakout ES: Buy	942.00			@ES	B3 Breakout ES

	LExit	11/16/2009 14:06	B3 Breakout ES: CL	945.00	1	$120.00		
1322	Buy	11/17/2009 15:00	G1: Geronimo: Buy	946.00			@ES	G1 Geronimo ES
	LExit	11/19/2009 13:52	Stop Loss	929.00	1	($880.00)		
1323	Buy	11/16/2009 15:00	ES Mom 384: Buy	944.25			@ES	F1 Momentum ES
	LExit	11/19/2009 13:54	Stop Loss	927.25	1	($880.00)		
1324	Buy	11/23/2009 07:57	B3 Breakout ES: Buy	946.00			@ES	B3 Breakout ES
	LExit	11/23/2009 13:39	Stop Loss	939.00	1	($380.00)		
1325	Buy	11/20/2009 15:00	G1: Geronimo: Buy	927.75			@ES	G1 Geronimo ES
	LExit	11/23/2009 13:52	Profit Target	939.75	1	$570.00		
1326	Buy	11/19/2009 15:00	ES Mom 384: Buy	931.25			@ES	F1 Momentum ES
	LExit	11/23/2009 13:54	Profit Target	939.75	1	$395.00		
1327	Buy	11/18/2009 08:00	P2 PushPull: Buy	93.27			@TY	P2 Momentum TY
	LExit	11/25/2009 12:00	P2 PushPull: Sell	94.13	1	$824.38		
1328	Buy	11/23/2009 15:00	G1: Geronimo: Buy	940.00			@ES	G1 Geronimo ES
	LExit	11/25/2009 13:52	Profit Target	944.00	1	$170.00		
1329	Buy	11/23/2009 15:00	ES Mom 384: Buy	941.00			@ES	F1 Momentum ES
	LExit	11/25/2009 13:54	Profit Target	945.00	1	$170.00		
1330	Buy	11/25/2009 14:59	P2 PushPull: Buy	94.30			@TY	P2 Momentum TY
	LExit	11/26/2009 10:00	P2 PushPull: Sell	94.98	1	$652.50		
1331	Buy	11/25/2009 15:00	G1: Geronimo: Buy	946.25			@ES	G1 Geronimo ES
	LExit	11/26/2009 13:52	Stop Loss	929.25	1	($880.00)		
1332	Buy	11/25/2009 15:00	ES Mom 384: Buy	945.75			@ES	F1 Momentum ES
	LExit	11/26/2009 13:54	Stop Loss	928.75	1	($880.00)		
1333	Buy	12/1/2009 07:57	B3 Breakout ES: Buy	944.00			@ES	B3 Breakout ES
	LExit	12/1/2009 14:06	B3 Breakout ES: CL	945.75	1	$57.50		
1334	Buy	12/3/2009 07:57	B3 Breakout ES: Buy	954.00			@ES	B3 Breakout ES
	LExit	12/3/2009 08:06	Stop Loss	947.00	1	($380.00)		
1335	Buy	11/27/2009 13:54	ES Mom 384: Buy	916.00			@ES	F1 Momentum ES
	LExit	12/3/2009 13:54	Profit Target	947.75	1	$1,557.50		
1336	Sell	12/8/2009 07:57	S3 Breakdown ES: S	926.75			@ES	S3 Breakdown SHORT ES
	SExit	12/8/2009 14:06	S3 Breakdown ES: CL	927.75	1	($80.00)		
1337	Buy	12/3/2009 15:00	G1: Geronimo: Buy	936.75			@ES	G1 Geronimo ES
	LExit	12/10/2009 13:52	Profit Target	940.75	1	$170.00		
1338	Buy	12/3/2009 15:00	ES Mom 384: Buy	936.50			@ES	F1 Momentum ES
	LExit	12/10/2009 13:54	Profit Target	940.50	1	$170.00		
1339	Buy	12/10/2009 07:57	B3 Breakout ES: Buy	942.50			@ES	B3 Breakout ES

	LExit	12/10/2009 14:06	B3 Breakout ES: CL	939.25	1	($192.50)		
1340	Buy	12/10/2009 15:00	G1: Geronimo: Buy	939.00			@ES	G1 Geronimo ES
	LExit	12/11/2009 13:52	Profit Target	943.25	1	$182.50		
1341	Buy	12/10/2009 15:00	ES Mom 384: Buy	938.25			@ES	F1 Momentum ES
	LExit	12/11/2009 15:00	Profit Target	942.75	1	$195.00		
1342	Buy	12/11/2009 15:00	G1: Geronimo: Buy	942.00			@ES	G1 Geronimo ES
	LExit	12/14/2009 13:52	Profit Target	950.50	1	$395.00		
1343	Buy	12/11/2009 15:00	ES Mom 384: Buy	942.75			@ES	F1 Momentum ES
	LExit	12/14/2009 13:54	Profit Target	950.50	1	$357.50		
1344	Sell	12/14/2009 07:36	GS1: Gap SHORT	949.50			@ES	GS1 Gap Short ES
	SExit	12/14/2009 14:00	GS1: Close	951.00	1	($105.00)		
1345	Buy	12/14/2009 07:57	B3 Breakout ES: Buy	948.25			@ES	B3 Breakout ES
	LExit	12/14/2009 14:06	B3 Breakout ES: CL	950.00	1	$57.50		
1346	Buy	12/1/2009 12:00	P2 PushPull: Buy	94.64			@TY	P2 Momentum TY
	LExit	12/15/2009 08:00	Stop Loss	92.25	1	($2,425.63)		
1347	Buy	12/16/2009 07:57	B3 Breakout ES: Buy	951.50			@ES	B3 Breakout ES
	LExit	12/16/2009 14:06	B3 Breakout ES: CL	946.75	1	($267.50)		
1348	Buy	12/14/2009 15:00	G1: Geronimo: Buy	950.50			@ES	G1 Geronimo ES
	LExit	12/17/2009 13:52	Stop Loss	933.50	1	($880.00)		
1349	Buy	12/14/2009 15:00	ES Mom 384: Buy	951.00			@ES	F1 Momentum ES
	LExit	12/17/2009 13:54	Stop Loss	934.00	1	($880.00)		
1350	Buy	12/21/2009 07:57	B3 Breakout ES: Buy	950.25			@ES	B3 Breakout ES
	LExit	12/21/2009 14:06	B3 Breakout ES: CL	950.25	1	($30.00)		
1351	Buy	12/17/2009 15:00	G1: Geronimo: Buy	934.75			@ES	G1 Geronimo ES
	LExit	12/23/2009 13:52	Profit Target	957.75	1	$1,120.00		
1352	Buy	12/17/2009 15:00	ES Mom 384: Buy	934.25			@ES	F1 Momentum ES
	LExit	12/23/2009 15:00	Profit Target	958.25	1	$1,170.00		
1353	Buy	12/23/2009 15:00	G1: Geronimo: Buy	957.75			@ES	G1 Geronimo ES
	LExit	12/24/2009 13:52	Profit Target	961.75	1	$170.00		
1354	Buy	12/23/2009 15:00	ES Mom 384: Buy	958.25			@ES	F1 Momentum ES
	LExit	12/24/2009 13:54	Profit Target	962.25	1	$170.00		
1355	Buy	12/24/2009 07:57	B3 Breakout ES: Buy	960.75			@ES	B3 Breakout ES
	LExit	12/28/2009 14:06	B3 Breakout ES: CL	964.75	1	$170.00		
1356	Buy	12/28/2009 13:52	G1: Geronimo: Buy	967.00			@ES	G1 Geronimo ES
	LExit	1/4/2010 13:52	Profit Target	971.00	1	$170.00		
1357	Buy	12/28/2009	ES Mom 384:	967.00			@ES	F1 Momentum ES

		13:54	Buy					
	LExit	1/4/2010 13:54	Profit Target	971.00	1	$170.00		
1358	Buy	1/4/2010 15:00	ES Mom 384: Buy	970.25			@ES	F1 Momentum ES
	LExit	1/6/2010 13:54	Profit Target	974.25	1	$170.00		
1359	Buy	1/6/2010 15:00	G1: Geronimo: Buy	974.00			@ES	G1 Geronimo ES
	LExit	1/7/2010 13:52	Profit Target	978.00	1	$170.00		
1360	Buy	1/6/2010 15:00	ES Mom 384: Buy	974.50			@ES	F1 Momentum ES
	LExit	1/7/2010 13:54	Profit Target	978.50	1	$170.00		
1361	Sell	1/11/2010 07:36	GS1: Gap SHORT	986.50			@ES	GS1 Gap Short ES
	SExit	1/11/2010 14:00	GS1: Close	984.50	1	$70.00		
1362	Buy	1/12/2010 15:00	G1: Geronimo: Buy	972.50			@ES	G1 Geronimo ES
	LExit	1/13/2010 13:52	Profit Target	977.00	1	$195.00		
1363	Buy	1/7/2010 15:00	ES Mom 384: Buy	979.00			@ES	F1 Momentum ES
	LExit	1/13/2010 13:54	Profit Target	983.00	1	$170.00		
1364	Buy	1/13/2010 07:57	B3 Breakout ES: Buy	977.50			@ES	B3 Breakout ES
	LExit	1/13/2010 14:06	B3 Breakout ES: CL	983.50	1	$270.00		
1365	Buy	1/18/2010 07:57	B3 Breakout ES: Buy	977.50			@ES	B3 Breakout ES
	LExit	1/19/2010 14:06	B3 Breakout ES: CL	988.25	1	$507.50		
1366	Buy	1/13/2010 15:00	ES Mom 384: Buy	985.00			@ES	F1 Momentum ES
	LExit	1/20/2010 13:54	Stop Loss	968.00	1	($880.00)		
1367	Buy	1/20/2010 15:00	ES Mom 384: Buy	976.00			@ES	F1 Momentum ES
	LExit	1/21/2010 13:54	Profit Target	980.00	1	$170.00		
1368	Buy	1/21/2010 15:00	ES Mom 384: Buy	955.25			@ES	F1 Momentum ES
	LExit	1/22/2010 13:54	Stop Loss	938.25	1	($880.00)		
1369	Buy	1/21/2010 14:00	P2 PushPull: Buy	92.81			@TY	P2 Momentum TY
	LExit	1/29/2010 12:00	P2 PushPull: Sell	93.19	1	$340.00		
1370	Sell	2/4/2010 07:57	S3 Breakdown ES: S	919.50			@ES	S3 Breakdown SHORT ES
	SExit	2/4/2010 14:06	S3 Breakdown ES: CL	903.50	1	$770.00		
1371	Buy	2/1/2010 08:00	P2 PushPull: Buy	92.91			@TY	P2 Momentum TY
	LExit	2/5/2010 12:00	P2 PushPull: Sell	93.89	1	$949.38		
1372	Sell	2/12/2010 07:57	S3 Breakdown ES: S	903.50			@ES	S3 Breakdown SHORT ES
	SExit	2/12/2010 10:21	Stop Loss	913.75	1	($542.50)		
1373	Buy	2/19/2010 15:00	ES Mom 384: Buy	949.25			@ES	F1 Momentum ES
	LExit	2/23/2010 13:54	Stop Loss	932.25	1	($880.00)		
1374	Buy	2/23/2010 15:00	ES Mom 384: Buy	935.25			@ES	F1 Momentum ES
	LExit	2/23/2010 15:00	Profit Target	939.25	1	$170.00		
1375	Buy	2/8/2010 10:00	P2 PushPull: Buy	93.50			@TY	P2 Momentum TY
	LExit	2/25/2010 08:00	P2 PushPull: Sell	93.63	1	$90.00		
1376	Buy	2/22/2010 15:00	G1: Geronimo: Buy	947.50			@ES	G1 Geronimo ES
	LExit	2/25/2010 13:52	Stop Loss	929.25	1	($942.50)		
1377	Buy	2/24/2010 15:00	ES Mom 384: Buy	944.50			@ES	F1 Momentum ES
	LExit	2/25/2010 13:54	Stop Loss	927.50	1	($880.00)		

1378	Buy	2/25/2010 15:00	ES Mom 384: Buy	941.25			@ES	F1 Momentum ES
	LExit	3/1/2010 13:54	Profit Target	948.75	1	$345.00		
1379	Buy	3/1/2010 07:57	B3 Breakout ES: Buy	952.50			@ES	B3 Breakout ES
	LExit	3/1/2010 14:06	B3 Breakout ES: CL	956.25	1	$157.50		
1380	Buy	3/1/2010 15:00	G1: Geronimo: Buy	955.50			@ES	G1 Geronimo ES
	LExit	3/2/2010 13:52	Profit Target	960.50	1	$220.00		
1381	Buy	3/1/2010 15:00	ES Mom 384: Buy	956.25			@ES	F1 Momentum ES
	LExit	3/2/2010 13:54	Profit Target	960.50	1	$182.50		
1382	Buy	3/2/2010 07:57	B3 Breakout ES: Buy	960.75			@ES	B3 Breakout ES
	LExit	3/2/2010 14:06	B3 Breakout ES: CL	959.50	1	($92.50)		
1383	Buy	3/2/2010 15:00	G1: Geronimo: Buy	958.50			@ES	G1 Geronimo ES
	LExit	3/3/2010 13:52	Profit Target	962.50	1	$170.00		
1384	Buy	3/2/2010 15:00	ES Mom 384: Buy	958.25			@ES	F1 Momentum ES
	LExit	3/3/2010 13:54	Profit Target	962.25	1	$170.00		
1385	Sell	3/3/2010 07:36	GS1: Gap SHORT	961.00			@ES	GS1 Gap Short ES
	SExit	3/3/2010 14:00	GS1: Close	959.75	1	$32.50		
1386	Buy	3/3/2010 15:00	G1: Geronimo: Buy	960.75			@ES	G1 Geronimo ES
	LExit	3/4/2010 13:52	Profit Target	964.75	1	$170.00		
1387	Buy	3/3/2010 15:00	ES Mom 384: Buy	960.50			@ES	F1 Momentum ES
	LExit	3/4/2010 13:54	Profit Target	964.50	1	$170.00		
1388	Buy	3/4/2010 15:00	G1: Geronimo: Buy	963.50			@ES	G1 Geronimo ES
	LExit	3/5/2010 13:52	Profit Target	970.75	1	$332.50		
1389	Buy	3/4/2010 15:00	ES Mom 384: Buy	963.50			@ES	F1 Momentum ES
	LExit	3/5/2010 13:54	Profit Target	970.75	1	$332.50		
1390	Buy	3/5/2010 07:57	B3 Breakout ES: Buy	971.00			@ES	B3 Breakout ES
	LExit	3/5/2010 14:06	B3 Breakout ES: CL	978.50	1	$345.00		
1391	Buy	3/5/2010 15:00	G1: Geronimo: Buy	979.75			@ES	G1 Geronimo ES
	LExit	3/9/2010 13:52	Profit Target	983.75	1	$170.00		
1392	Buy	3/5/2010 15:00	ES Mom 384: Buy	979.25			@ES	F1 Momentum ES
	LExit	3/9/2010 13:54	Profit Target	983.25	1	$170.00		
1393	Buy	3/9/2010 15:00	G1: Geronimo: Buy	982.00			@ES	G1 Geronimo ES
	LExit	3/10/2010 13:52	Profit Target	986.00	1	$170.00		
1394	Buy	3/9/2010 15:00	ES Mom 384: Buy	981.25			@ES	F1 Momentum ES
	LExit	3/10/2010 13:54	Profit Target	985.25	1	$170.00		
1395	Buy	3/10/2010 15:00	ES Mom 384: Buy	987.00			@ES	F1 Momentum ES
	LExit	3/15/2010 15:00	Profit Target	991.75	1	$207.50		
1396	Buy	3/15/2010 15:00	G1: Geronimo: Buy	992.00			@ES	G1 Geronimo ES
	LExit	3/16/2010 13:52	Profit Target	996.00	1	$170.00		
1397	Buy	3/15/2010 15:00	ES Mom 384: Buy	991.75			@ES	F1 Momentum ES
	LExit	3/16/2010 13:54	Profit Target	995.75	1	$170.00		
1398	Buy	3/17/2010 07:57	B3 Breakout ES: Buy	1005.75			@ES	B3 Breakout ES
	LExit	3/17/2010 14:06	B3 Breakout ES: CL	1007.25	1	$45.00		
1399	Buy	3/16/2010 15:00	G1: Geronimo:	1001.00			@ES	G1 Geronimo ES

			Buy					
	LExit	3/18/2010 13:52	Profit Target	1008.00	1	$320.00		
1400	Buy	3/16/2010 15:00	ES Mom 384: Buy	1002.00			@ES	F1 Momentum ES
	LExit	3/18/2010 13:54	Profit Target	1008.00	1	$270.00		
1401	Sell	3/19/2010 07:36	GS1: Gap SHORT	1010.25			@ES	GS1 Gap Short ES
	SExit	3/19/2010 14:00	GS1: Close	1001.25	1	$420.00		
1402	Buy	3/25/2010 07:57	B3 Breakout ES: Buy	1017.50			@ES	B3 Breakout ES
	LExit	3/25/2010 13:48	Stop Loss	1010.50	1	($380.00)		
1403	Buy	3/18/2010 15:00	G1: Geronimo: Buy	1007.75			@ES	G1 Geronimo ES
	LExit	3/25/2010 13:52	Profit Target	1018.00	1	$482.50		
1404	Buy	3/18/2010 15:00	ES Mom 384: Buy	1007.75			@ES	F1 Momentum ES
	LExit	3/25/2010 13:54	Profit Target	1018.00	1	$482.50		
1405	Buy	3/29/2010 07:57	B3 Breakout ES: Buy	1015.50			@ES	B3 Breakout ES
	LExit	3/29/2010 14:06	B3 Breakout ES: CL	1015.50	1	($30.00)		
1406	Buy	3/25/2010 15:00	ES Mom 384: Buy	1009.25			@ES	F1 Momentum ES
	LExit	3/30/2010 13:54	Profit Target	1016.50	1	$332.50		
1407	Buy	4/1/2010 07:57	B3 Breakout ES: Buy	1022.50			@ES	B3 Breakout ES
	LExit	4/1/2010 12:09	Stop Loss	1015.50	1	($380.00)		
1408	Buy	3/30/2010 15:00	G1: Geronimo: Buy	1016.00			@ES	G1 Geronimo ES
	LExit	4/1/2010 13:52	Profit Target	1020.00	1	$170.00		
1409	Buy	3/30/2010 15:00	ES Mom 384: Buy	1016.00			@ES	F1 Momentum ES
	LExit	4/1/2010 13:54	Profit Target	1020.00	1	$170.00		
1410	Buy	4/1/2010 15:00	ES Mom 384: Buy	1018.25			@ES	F1 Momentum ES
	LExit	4/5/2010 15:00	Profit Target	1029.50	1	$532.50		
1411	Buy	4/5/2010 15:00	G1: Geronimo: Buy	1029.00			@ES	G1 Geronimo ES
	LExit	4/6/2010 13:52	Profit Target	1033.00	1	$170.00		
1412	Buy	4/5/2010 15:00	ES Mom 384: Buy	1029.50			@ES	F1 Momentum ES
	LExit	4/6/2010 13:54	Profit Target	1033.50	1	$170.00		
1413	Buy	4/6/2010 15:00	G1: Geronimo: Buy	1031.50			@ES	G1 Geronimo ES
	LExit	4/12/2010 13:52	Profit Target	1038.75	1	$332.50		
1414	Buy	4/6/2010 15:00	ES Mom 384: Buy	1031.75			@ES	F1 Momentum ES
	LExit	4/12/2010 13:54	Profit Target	1038.75	1	$320.00		
1415	Buy	4/12/2010 07:57	B3 Breakout ES: Buy	1040.25			@ES	B3 Breakout ES
	LExit	4/12/2010 14:06	B3 Breakout ES: CL	1039.50	1	($67.50)		
1416	Buy	4/14/2010 07:57	B3 Breakout ES: Buy	1046.25			@ES	B3 Breakout ES
	LExit	4/14/2010 14:06	B3 Breakout ES: CL	1053.00	1	$307.50		
1417	Buy	4/12/2010 15:00	ES Mom 384: Buy	1039.50			@ES	F1 Momentum ES
	LExit	4/15/2010 15:00	Profit Target	1054.50	1	$720.00		
1418	Buy	4/12/2010 15:00	G1: Geronimo: Buy	1039.00			@ES	G1 Geronimo ES
	LExit	4/15/2010 15:00	Profit Target	1054.50	1	$745.00		
1419	Buy	2/25/2010 12:00	P2 PushPull: Buy	93.47			@TY	P2 Momentum TY
	LExit	4/16/2010 10:00	P2 PushPull: Sell	93.59	1	$90.00		
1420	Buy	4/15/2010 15:00	G1: Geronimo: Buy	1054.50			@ES	G1 Geronimo ES

	LExit	4/16/2010 13:52	Stop Loss	1037.50	1	($880.00)		
1421	Buy	4/15/2010 15:00	ES Mom 384: Buy	1054.50			@ES	F1 Momentum ES
	LExit	4/16/2010 13:54	Stop Loss	1037.50	1	($880.00)		
1422	Buy	4/21/2010 07:57	B3 Breakout ES: Buy	1053.25			@ES	B3 Breakout ES
	LExit	4/21/2010 09:36	Stop Loss	1046.25	1	($380.00)		
1423	Buy	4/16/2010 15:00	ES Mom 384: Buy	1037.25			@ES	F1 Momentum ES
	LExit	4/26/2010 15:00	Profit Target	1055.50	1	$882.50		
1424	Buy	4/23/2010 08:00	P2 PushPull: Buy	92.91			@TY	P2 Momentum TY
	LExit	4/27/2010 10:00	P2 PushPull: Sell	94.06	1	$1,121.25		
1425	Buy	4/26/2010 15:00	G1: Geronimo: Buy	1056.50			@ES	G1 Geronimo ES
	LExit	4/27/2010 13:52	Stop Loss	1039.50	1	($880.00)		
1426	Buy	4/26/2010 15:00	ES Mom 384: Buy	1055.50			@ES	F1 Momentum ES
	LExit	4/27/2010 13:54	Stop Loss	1038.50	1	($880.00)		
1427	Buy	4/29/2010 07:57	B3 Breakout ES: Buy	1044.75			@ES	B3 Breakout ES
	LExit	4/29/2010 14:06	B3 Breakout ES: CL	1051.50	1	$307.50		
1428	Buy	4/27/2010 15:00	ES Mom 384: Buy	1024.50			@ES	F1 Momentum ES
	LExit	4/30/2010 13:54	Profit Target	1050.25	1	$1,257.50		
1429	Buy	4/27/2010 15:00	G1: Geronimo: Buy	1026.75			@ES	G1 Geronimo ES
	LExit	5/3/2010 13:52	Profit Target	1035.25	1	$395.00		
1430	Buy	4/30/2010 15:00	ES Mom 384: Buy	1032.25			@ES	F1 Momentum ES
	LExit	5/3/2010 13:54	Profit Target	1036.25	1	$170.00		
1431	Buy	5/3/2010 08:00	P2 PushPull: Buy	94.00			@TY	P2 Momentum TY
	LExit	5/4/2010 08:00	P2 PushPull: Sell	94.66	1	$621.25		
1432	Buy	5/3/2010 15:00	ES Mom 384: Buy	1045.00			@ES	F1 Momentum ES
	LExit	5/4/2010 13:54	Stop Loss	1028.00	1	($880.00)		
1433	Buy	5/4/2010 10:00	P2 PushPull: Buy	94.44			@TY	P2 Momentum TY
	LExit	5/5/2010 08:00	P2 PushPull: Sell	95.13	1	$652.50		
1434	Buy	5/4/2010 15:00	ES Mom 384: Buy	1017.50			@ES	F1 Momentum ES
	LExit	5/6/2010 13:54	Stop Loss	1000.50	1	($880.00)		
1435	Buy	5/6/2010 14:59	P2 PushPull: Buy	96.27			@TY	P2 Momentum TY
	LExit	5/7/2010 10:00	P2 PushPull: Sell	96.97	1	$668.13		
1436	Buy	5/10/2010 07:57	B3 Breakout ES: Buy	1006.00			@ES	B3 Breakout ES
	LExit	5/10/2010 08:15	Stop Loss	999.00	1	($380.00)		
1437	Buy	5/7/2010 10:00	P2 PushPull: Buy	96.11			@TY	P2 Momentum TY
	LExit	5/14/2010 08:00	P2 PushPull: Sell	96.06	1	($81.88)		
1438	Sell	5/14/2010 07:57	S3 Breakdown ES: S	984.75			@ES	S3 Breakdown SHORT ES
	SExit	5/14/2010 14:06	S3 Breakdown ES: CL	980.25	1	$195.00		
1439	Buy	5/18/2010 07:57	B3 Breakout ES: Buy	993.00			@ES	B3 Breakout ES
	LExit	5/18/2010 08:33	Stop Loss	986.00	1	($380.00)		
1440	Buy	5/17/2010 12:00	P2 PushPull: Buy	96.11			@TY	P2 Momentum TY
	LExit	5/18/2010 14:00	P2 PushPull: Sell	96.70	1	$558.75		

1441	Buy	5/19/2010 08:00	P2 PushPull: Buy	96.64			@TY	P2 Momentum TY
	LExit	5/20/2010 08:00	P2 PushPull: Sell	97.34	1	$668.13		
1442	Sell	5/20/2010 07:57	S3 Breakdown ES: S	934.25			@ES	S3 Breakdown SHORT ES
	SExit	5/20/2010 14:06	S3 Breakdown ES: CL	914.50	1	$957.50		
1443	Sell	6/4/2010 07:57	S3 Breakdown ES: S	927.00			@ES	S3 Breakdown SHORT ES
	SExit	6/4/2010 14:06	S3 Breakdown ES: CL	912.50	1	$695.00		
1444	Buy	5/25/2010 10:00	P2 PushPull: Buy	98.19			@TY	P2 Momentum TY
	LExit	6/7/2010 14:00	P2 PushPull: Sell	98.34	1	$121.25		
1445	Buy	6/14/2010 07:57	B3 Breakout ES: Buy	944.50			@ES	B3 Breakout ES
	LExit	6/14/2010 13:39	Stop Loss	937.50	1	($380.00)		
1446	Sell	6/14/2010 07:36	GS1: Gap SHORT	945.50			@ES	GS1 Gap Short ES
	SExit	6/14/2010 14:00	GS1: Close	936.25	1	$432.50		
1447	Buy	6/16/2010 15:00	G1: Geronimo: Buy	959.75			@ES	G1 Geronimo ES
	LExit	6/17/2010 13:52	Profit Target	963.75	1	$170.00		
1448	Buy	6/17/2010 15:00	G1: Geronimo: Buy	961.25			@ES	G1 Geronimo ES
	LExit	6/18/2010 13:52	Profit Target	965.25	1	$170.00		
1449	Buy	6/16/2010 15:00	ES Mom 384: Buy	960.75			@ES	F1 Momentum ES
	LExit	6/18/2010 13:54	Profit Target	964.75	1	$170.00		
1450	Buy	6/21/2010 07:57	B3 Breakout ES: Buy	972.75			@ES	B3 Breakout ES
	LExit	6/21/2010 11:51	Stop Loss	965.75	1	($380.00)		
1451	Sell	6/21/2010 07:36	GS1: Gap SHORT	976.25			@ES	GS1 Gap Short ES
	SExit	6/21/2010 13:08	Profit Target	962.25	1	$670.00		
1452	Buy	6/18/2010 15:00	G1: Geronimo: Buy	964.00			@ES	G1 Geronimo ES
	LExit	6/21/2010 13:52	Profit Target	977.25	1	$632.50		
1453	Buy	6/18/2010 15:00	ES Mom 384: Buy	963.75			@ES	F1 Momentum ES
	LExit	6/21/2010 13:54	Profit Target	977.25	1	$645.00		
1454	Buy	6/21/2010 15:00	ES Mom 384: Buy	958.25			@ES	F1 Momentum ES
	LExit	6/21/2010 15:00	Profit Target	962.25	1	$170.00		
1455	Buy	6/21/2010 15:00	G1: Geronimo: Buy	957.50			@ES	G1 Geronimo ES
	LExit	6/21/2010 15:00	Profit Target	961.50	1	$170.00		
1456	Buy	6/8/2010 14:00	P2 PushPull: Buy	98.09			@TY	P2 Momentum TY
	LExit	6/23/2010 10:00	P2 PushPull: Sell	98.48	1	$355.63		
1457	Buy	6/23/2010 15:00	G1: Geronimo: Buy	940.75			@ES	G1 Geronimo ES
	LExit	6/24/2010 13:52	Stop Loss	923.75	1	($880.00)		
1458	Buy	6/22/2010 15:00	ES Mom 384: Buy	941.00			@ES	F1 Momentum ES
	LExit	6/24/2010 13:54	Stop Loss	924.00	1	($880.00)		
1459	Buy	6/24/2010 14:59	P2 PushPull: Buy	98.42			@TY	P2 Momentum TY
	LExit	6/28/2010 08:00	P2 PushPull: Sell	99.27	1	$808.75		
1460	Sell	6/29/2010 07:57	S3 Breakdown ES: S	899.25			@ES	S3 Breakdown SHORT ES
	SExit	6/29/2010 14:06	S3 Breakdown ES: CL	886.25	1	$620.00		
1461	Buy	6/30/2010 10:00	P2 PushPull:	99.55			@TY	P2 Momentum TY

			Buy					
	LExit	7/1/2010 10:00	P2 PushPull: Sell	100.23	1	$652.50		
1462	Buy	7/6/2010 07:57	B3 Breakout ES: Buy	881.00			@ES	B3 Breakout ES
	LExit	7/6/2010 11:42	Stop Loss	874.00	1	($380.00)		
1463	Sell	7/8/2010 07:36	GS1: Gap SHORT	914.00			@ES	GS1 Gap Short ES
	SExit	7/8/2010 14:00	GS1: Close	917.00	1	($180.00)		
1464	Sell	7/13/2010 07:36	GS1: Gap SHORT	935.75			@ES	GS1 Gap Short ES
	SExit	7/13/2010 13:46	Stop Loss	946.25	1	($555.00)		
1465	Buy	7/13/2010 07:57	B3 Breakout ES: Buy	935.75			@ES	B3 Breakout ES
	LExit	7/13/2010 14:06	B3 Breakout ES: CL	941.75	1	$270.00		
1466	Buy	7/1/2010 12:00	P2 PushPull: Buy	99.80			@TY	P2 Momentum TY
	LExit	7/16/2010 08:00	P2 PushPull: Sell	100.16	1	$324.38		
1467	Buy	7/22/2010 15:00	ES Mom 384: Buy	938.50			@ES	F1 Momentum ES
	LExit	7/26/2010 15:00	Profit Target	962.25	1	$1,157.50		
1468	Buy	7/26/2010 15:00	G1: Geronimo: Buy	961.50			@ES	G1 Geronimo ES
	LExit	7/27/2010 13:52	Profit Target	967.50	1	$270.00		
1469	Buy	7/26/2010 15:00	ES Mom 384: Buy	962.25			@ES	F1 Momentum ES
	LExit	7/27/2010 13:54	Profit Target	967.50	1	$232.50		
1470	Buy	7/27/2010 15:00	G1: Geronimo: Buy	960.75			@ES	G1 Geronimo ES
	LExit	7/29/2010 13:52	Stop Loss	943.75	1	($880.00)		
1471	Buy	7/27/2010 15:00	ES Mom 384: Buy	960.25			@ES	F1 Momentum ES
	LExit	7/29/2010 13:54	Stop Loss	943.25	1	($880.00)		
1472	Buy	7/19/2010 12:00	P2 PushPull: Buy	100.34			@TY	P2 Momentum TY
	LExit	7/30/2010 08:00	P2 PushPull: Sell	101.03	1	$652.50		
1473	Buy	7/29/2010 15:00	G1: Geronimo: Buy	949.75			@ES	G1 Geronimo ES
	LExit	7/30/2010 13:52	Profit Target	953.75	1	$170.00		
1474	Buy	7/29/2010 15:00	ES Mom 384: Buy	949.25			@ES	F1 Momentum ES
	LExit	7/30/2010 13:54	Profit Target	953.25	1	$170.00		
1475	Sell	8/2/2010 07:36	GS1: Gap SHORT	963.75			@ES	GS1 Gap Short ES
	SExit	8/2/2010 13:38	Stop Loss	975.00	1	($592.50)		
1476	Buy	7/30/2010 15:00	G1: Geronimo: Buy	950.75			@ES	G1 Geronimo ES
	LExit	8/2/2010 13:52	Profit Target	965.25	1	$695.00		
1477	Buy	7/30/2010 15:00	ES Mom 384: Buy	950.75			@ES	F1 Momentum ES
	LExit	8/2/2010 13:54	Profit Target	965.25	1	$695.00		
1478	Buy	8/2/2010 07:57	B3 Breakout ES: Buy	962.50			@ES	B3 Breakout ES
	LExit	8/2/2010 14:06	B3 Breakout ES: CL	972.75	1	$482.50		
1479	Buy	8/2/2010 12:00	P2 PushPull: Buy	100.72			@TY	P2 Momentum TY
	LExit	8/3/2010 12:00	P2 PushPull: Sell	101.39	1	$636.88		
1480	Buy	8/3/2010 14:00	P2 PushPull: Buy	101.25			@TY	P2 Momentum TY
	LExit	8/6/2010 10:00	P2 PushPull: Sell	101.91	1	$621.25		
1481	Buy	8/2/2010 15:00	G1: Geronimo: Buy	973.00			@ES	G1 Geronimo ES

	LExit	8/6/2010 13:52	Stop Loss	956.00	1	($880.00)		
1482	Buy	8/2/2010 15:00	ES Mom 384: Buy	974.25			@ES	F1 Momentum ES
	LExit	8/6/2010 13:54	Stop Loss	957.25	1	($880.00)		
1483	Buy	8/6/2010 15:00	G1: Geronimo: Buy	968.50			@ES	G1 Geronimo ES
	LExit	8/9/2010 13:52	Profit Target	974.75	1	$282.50		
1484	Buy	8/6/2010 15:00	ES Mom 384: Buy	967.50			@ES	F1 Momentum ES
	LExit	8/9/2010 13:54	Profit Target	974.75	1	$332.50		
1485	Buy	8/9/2010 10:00	P2 PushPull: Buy	101.70			@TY	P2 Momentum TY
	LExit	8/10/2010 14:00	P2 PushPull: Sell	102.33	1	$590.00		
1486	Buy	8/9/2010 15:00	G1: Geronimo: Buy	975.75			@ES	G1 Geronimo ES
	LExit	8/11/2010 13:52	Stop Loss	952.00	1	($1,217.50)		
1487	Buy	8/9/2010 15:00	ES Mom 384: Buy	975.25			@ES	F1 Momentum ES
	LExit	8/11/2010 13:54	Stop Loss	952.00	1	($1,192.50)		
1488	Buy	8/11/2010 15:00	ES Mom 384: Buy	937.25			@ES	F1 Momentum ES
	LExit	8/16/2010 13:54	Stop Loss	920.25	1	($880.00)		
1489	Buy	8/10/2010 14:59	P2 PushPull: Buy	102.30			@TY	P2 Momentum TY
	LExit	8/16/2010 14:00	P2 PushPull: Sell	103.47	1	$1,136.88		
1490	Buy	8/16/2010 15:00	G1: Geronimo: Buy	927.00			@ES	G1 Geronimo ES
	LExit	8/17/2010 13:52	Profit Target	937.00	1	$470.00		
1491	Buy	8/16/2010 15:00	ES Mom 384: Buy	927.00			@ES	F1 Momentum ES
	LExit	8/17/2010 13:54	Profit Target	937.00	1	$470.00		
1492	Buy	8/17/2010 15:00	ES Mom 384: Buy	943.00			@ES	F1 Momentum ES
	LExit	8/19/2010 13:54	Stop Loss	926.00	1	($880.00)		
1493	Buy	8/23/2010 07:57	B3 Breakout ES: Buy	930.00			@ES	B3 Breakout ES
	LExit	8/23/2010 08:24	Stop Loss	923.00	1	($380.00)		
1494	Buy	8/17/2010 14:59	P2 PushPull: Buy	102.88			@TY	P2 Momentum TY
	LExit	8/24/2010 08:00	P2 PushPull: Sell	103.63	1	$715.00		
1495	Buy	9/1/2010 07:57	B3 Breakout ES: Buy	912.50			@ES	B3 Breakout ES
	LExit	9/1/2010 14:06	B3 Breakout ES: CL	932.75	1	$982.50		
1496	Buy	9/3/2010 07:57	B3 Breakout ES: Buy	953.25			@ES	B3 Breakout ES
	LExit	9/3/2010 08:33	Stop Loss	946.25	1	($380.00)		
1497	Buy	9/7/2010 15:00	G1: Geronimo: Buy	941.75			@ES	G1 Geronimo ES
	LExit	9/8/2010 13:52	Profit Target	945.75	1	$170.00		
1498	Buy	9/7/2010 15:00	ES Mom 384: Buy	941.50			@ES	F1 Momentum ES
	LExit	9/8/2010 13:54	Profit Target	945.50	1	$170.00		
1499	Buy	9/9/2010 07:57	B3 Breakout ES: Buy	958.50			@ES	B3 Breakout ES
	LExit	9/9/2010 11:33	Stop Loss	951.50	1	($380.00)		
1500	Buy	9/8/2010 15:00	ES Mom 384: Buy	948.50			@ES	F1 Momentum ES
	LExit	9/9/2010 13:54	Profit Target	961.50	1	$620.00		
1501	Sell	9/9/2010 07:36	GS1: Gap SHORT	959.75			@ES	GS1 Gap Short ES
	SExit	9/9/2010 14:00	GS1: Close	954.25	1	$245.00		
1502	Buy	9/9/2010 15:00	G1: Geronimo: Buy	955.75			@ES	G1 Geronimo ES
	LExit	9/10/2010 13:52	Profit Target	959.75	1	$170.00		

1503	Buy	9/9/2010 15:00	ES Mom 384: Buy	954.75			@ES	F1 Momentum ES
	LExit	9/10/2010 13:54	Profit Target	958.75	1	$170.00		
1504	Buy	9/10/2010 15:00	G1: Geronimo: Buy	959.50			@ES	G1 Geronimo ES
	LExit	9/13/2010 13:52	Profit Target	970.75	1	$532.50		
1505	Buy	9/10/2010 15:00	ES Mom 384: Buy	959.50			@ES	F1 Momentum ES
	LExit	9/13/2010 13:54	Profit Target	970.75	1	$532.50		
1506	Sell	9/13/2010 07:36	GS1: Gap SHORT	970.00			@ES	GS1 Gap Short ES
	SExit	9/13/2010 14:00	GS1: Close	972.50	1	($155.00)		
1507	Buy	9/13/2010 07:57	B3 Breakout ES: Buy	971.25			@ES	B3 Breakout ES
	LExit	9/13/2010 14:06	B3 Breakout ES: CL	972.25	1	$20.00		
1508	Buy	9/13/2010 15:00	ES Mom 384: Buy	973.00			@ES	F1 Momentum ES
	LExit	9/14/2010 13:54	Profit Target	977.00	1	$170.00		
1509	Buy	9/14/2010 15:00	ES Mom 384: Buy	972.25			@ES	F1 Momentum ES
	LExit	9/15/2010 13:54	Profit Target	976.25	1	$170.00		
1510	Buy	9/16/2010 15:00	G1: Geronimo: Buy	975.25			@ES	G1 Geronimo ES
	LExit	9/16/2010 15:00	Profit Target	979.25	1	$170.00		
1511	Buy	9/15/2010 15:00	ES Mom 384: Buy	976.25			@ES	F1 Momentum ES
	LExit	9/17/2010 13:54	Profit Target	981.25	1	$220.00		
1512	Sell	9/17/2010 07:36	GS1: Gap SHORT	979.50			@ES	GS1 Gap Short ES
	SExit	9/17/2010 14:00	GS1: Close	975.75	1	$157.50		
1513	Buy	9/17/2010 15:00	G1: Geronimo: Buy	976.25			@ES	G1 Geronimo ES
	LExit	9/20/2010 13:52	Profit Target	980.25	1	$170.00		
1514	Buy	9/17/2010 15:00	ES Mom 384: Buy	976.50			@ES	F1 Momentum ES
	LExit	9/20/2010 13:54	Profit Target	980.50	1	$170.00		
1515	Buy	9/20/2010 15:00	ES Mom 384: Buy	995.50			@ES	F1 Momentum ES
	LExit	9/23/2010 13:54	Stop Loss	975.75	1	($1,017.50)		
1516	Buy	9/23/2010 15:00	ES Mom 384: Buy	975.25			@ES	F1 Momentum ES
	LExit	9/28/2010 13:54	Profit Target	995.00	1	$957.50		
1517	Buy	9/30/2010 07:57	B3 Breakout ES: Buy	1007.25			@ES	B3 Breakout ES
	LExit	9/30/2010 08:15	Stop Loss	1000.25	1	($380.00)		
1518	Buy	9/28/2010 15:00	G1: Geronimo: Buy	1000.25			@ES	G1 Geronimo ES
	LExit	9/30/2010 13:52	Profit Target	1004.25	1	$170.00		
1519	Buy	9/28/2010 15:00	ES Mom 384: Buy	1001.00			@ES	F1 Momentum ES
	LExit	9/30/2010 13:54	Profit Target	1005.00	1	$170.00		
1520	Buy	10/1/2010 07:57	B3 Breakout ES: Buy	999.50			@ES	B3 Breakout ES
	LExit	10/1/2010 08:33	Stop Loss	992.50	1	($380.00)		
1521	Buy	9/30/2010 15:00	ES Mom 384: Buy	993.75			@ES	F1 Momentum ES
	LExit	10/4/2010 13:54	Profit Target	997.75	1	$170.00		
1522	Buy	10/4/2010 15:00	ES Mom 384: Buy	986.75			@ES	F1 Momentum ES
	LExit	10/4/2010 15:00	Profit Target	990.75	1	$170.00		
1523	Buy	10/4/2010 15:00	G1: Geronimo: Buy	987.00			@ES	G1 Geronimo ES
	LExit	10/4/2010 15:00	Profit Target	991.00	1	$170.00		
1524	Buy	8/26/2010 08:00	P2 PushPull: Buy	103.28			@TY	P2 Momentum TY
	LExit	10/5/2010 08:00	P2 PushPull: Sell	104.72	1	$1,402.50		

1525	Buy	10/5/2010 07:57	B3 Breakout ES: Buy	999.75			@ES	B3 Breakout ES
	LExit	10/5/2010 14:06	B3 Breakout ES: CL	1011.50	1	$557.50		
1526	Buy	10/5/2010 15:00	ES Mom 384: Buy	1012.75			@ES	F1 Momentum ES
	LExit	10/8/2010 15:00	Profit Target	1019.00	1	$282.50		
1527	Buy	10/7/2010 15:00	G1: Geronimo: Buy	1010.00			@ES	G1 Geronimo ES
	LExit	10/8/2010 15:00	Profit Target	1018.75	1	$407.50		
1528	Buy	10/8/2010 15:00	G1: Geronimo: Buy	1018.75			@ES	G1 Geronimo ES
	LExit	10/12/2010 13:52	Profit Target	1022.75	1	$170.00		
1529	Buy	10/8/2010 15:00	ES Mom 384: Buy	1019.00			@ES	F1 Momentum ES
	LExit	10/12/2010 13:54	Profit Target	1023.00	1	$170.00		
1530	Buy	10/12/2010 15:00	G1: Geronimo: Buy	1023.75			@ES	G1 Geronimo ES
	LExit	10/13/2010 13:52	Profit Target	1027.75	1	$170.00		
1531	Buy	10/12/2010 15:00	ES Mom 384: Buy	1022.50			@ES	F1 Momentum ES
	LExit	10/13/2010 13:54	Profit Target	1027.50	1	$220.00		
1532	Sell	10/13/2010 07:36	GS1: Gap SHORT	1027.00			@ES	GS1 Gap Short ES
	SExit	10/13/2010 14:00	GS1: Close	1030.00	1	($180.00)		
1533	Buy	10/13/2010 15:00	G1: Geronimo: Buy	1031.25			@ES	G1 Geronimo ES
	LExit	10/19/2010 13:52	Stop Loss	1014.25	1	($880.00)		
1534	Buy	10/13/2010 15:00	ES Mom 384: Buy	1030.75			@ES	F1 Momentum ES
	LExit	10/19/2010 13:54	Stop Loss	1013.75	1	($880.00)		
1535	Buy	10/19/2010 15:00	ES Mom 384: Buy	1016.00			@ES	F1 Momentum ES
	LExit	10/22/2010 15:00	Profit Target	1034.75	1	$907.50		
1536	Buy	10/25/2010 07:57	B3 Breakout ES: Buy	1045.00			@ES	B3 Breakout ES
	LExit	10/25/2010 10:30	Stop Loss	1038.00	1	($380.00)		
1537	Buy	10/22/2010 15:00	G1: Geronimo: Buy	1034.25			@ES	G1 Geronimo ES
	LExit	10/25/2010 13:52	Profit Target	1042.25	1	$370.00		
1538	Buy	10/22/2010 15:00	ES Mom 384: Buy	1034.75			@ES	F1 Momentum ES
	LExit	10/25/2010 13:54	Profit Target	1042.25	1	$345.00		
1539	Buy	11/1/2010 07:57	B3 Breakout ES: Buy	1044.75			@ES	B3 Breakout ES
	LExit	11/1/2010 11:15	Stop Loss	1037.75	1	($380.00)		
1540	Buy	10/25/2010 15:00	G1: Geronimo: Buy	1039.00			@ES	G1 Geronimo ES
	LExit	11/1/2010 13:52	Profit Target	1043.00	1	$170.00		
1541	Buy	10/25/2010 15:00	ES Mom 384: Buy	1038.50			@ES	F1 Momentum ES
	LExit	11/1/2010 13:54	Profit Target	1042.50	1	$170.00		
1542	Buy	10/7/2010 10:00	P2 PushPull: Buy	105.17			@TY	P2 Momentum TY
	LExit	11/4/2010 08:00	P2 PushPull: Sell	105.47	1	$261.88		
1543	Buy	11/4/2010 07:57	B3 Breakout ES: Buy	1064.50			@ES	B3 Breakout ES

	LExit	11/4/2010 14:06	B3 Breakout ES: CL	1074.00	1	$445.00		
1544	Buy	11/1/2010 15:00	ES Mom 384: Buy	1034.75			@ES	F1 Momentum ES
	LExit	11/5/2010 15:00	Profit Target	1078.00	1	$2,132.50		
1545	Buy	11/5/2010 15:00	G1: Geronimo: Buy	1078.00			@ES	G1 Geronimo ES
	LExit	11/10/2010 13:52	Stop Loss	1061.00	1	($880.00)		
1546	Buy	11/5/2010 15:00	ES Mom 384: Buy	1078.00			@ES	F1 Momentum ES
	LExit	11/10/2010 13:54	Stop Loss	1061.00	1	($880.00)		
1547	Buy	11/10/2010 15:00	ES Mom 384: Buy	1071.00			@ES	F1 Momentum ES
	LExit	11/12/2010 13:54	Stop Loss	1054.00	1	($880.00)		
1548	Buy	11/5/2010 10:00	P2 PushPull: Buy	105.50			@TY	P2 Momentum TY
	LExit	11/15/2010 08:00	Stop Loss	103.09	1	($2,441.25)		
1549	Buy	11/12/2010 15:00	G1: Geronimo: Buy	1051.50			@ES	G1 Geronimo ES
	LExit	11/15/2010 13:52	Profit Target	1056.50	1	$220.00		
1550	Buy	11/12/2010 15:00	ES Mom 384: Buy	1051.00			@ES	F1 Momentum ES
	LExit	11/15/2010 13:54	Profit Target	1056.50	1	$245.00		
1551	Buy	11/15/2010 07:57	B3 Breakout ES: Buy	1057.75			@ES	B3 Breakout ES
	LExit	11/15/2010 13:57	Stop Loss	1050.75	1	($380.00)		
1552	Buy	11/15/2010 15:00	ES Mom 384: Buy	1050.50			@ES	F1 Momentum ES
	LExit	11/16/2010 13:54	Stop Loss	1033.50	1	($880.00)		
1553	Buy	11/16/2010 15:00	ES Mom 384: Buy	1031.75			@ES	F1 Momentum ES
	LExit	11/18/2010 13:54	Profit Target	1044.00	1	$582.50		
1554	Buy	11/18/2010 07:57	B3 Breakout ES: Buy	1047.00			@ES	B3 Breakout ES
	LExit	11/18/2010 14:06	B3 Breakout ES: CL	1052.25	1	$232.50		
1555	Buy	11/22/2010 15:00	G1: Geronimo: Buy	1052.25			@ES	G1 Geronimo ES
	LExit	11/23/2010 13:52	Stop Loss	1035.25	1	($880.00)		
1556	Buy	11/18/2010 15:00	ES Mom 384: Buy	1050.50			@ES	F1 Momentum ES
	LExit	11/23/2010 13:54	Stop Loss	1033.50	1	($880.00)		
1557	Buy	11/24/2010 07:57	B3 Breakout ES: Buy	1044.00			@ES	B3 Breakout ES
	LExit	11/24/2010 14:06	B3 Breakout ES: CL	1051.50	1	$345.00		
1558	Buy	11/23/2010 15:00	ES Mom 384: Buy	1033.50			@ES	F1 Momentum ES
	LExit	11/25/2010 13:54	Profit Target	1051.00	1	$845.00		
1559	Buy	11/26/2010 13:52	G1: Geronimo: Buy	1042.00			@ES	G1 Geronimo ES
	LExit	11/26/2010 13:52	Profit Target	1046.00	1	$170.00		
1560	Buy	11/26/2010 13:54	ES Mom 384: Buy	1042.00			@ES	F1 Momentum ES
	LExit	11/26/2010 13:54	Profit Target	1046.00	1	$170.00		
1561	Buy	12/1/2010 07:57	B3 Breakout	1055.25			@ES	B3 Breakout ES

1561	Buy	12/1/2010 07:57	ES: Buy	1055.25			@ES	B3 Breakout ES
	LExit	12/1/2010 14:06	B3 Breakout ES: CL	1060.50	1	$232.50		
1562	Buy	12/2/2010 07:57	B3 Breakout ES: Buy	1066.25			@ES	B3 Breakout ES
	LExit	12/2/2010 14:06	B3 Breakout ES: CL	1077.25	1	$520.00		
1563	Buy	11/29/2010 13:54	ES Mom 384: Buy	1035.75			@ES	F1 Momentum ES
	LExit	12/3/2010 13:54	Profit Target	1072.00	1	$1,782.50		
1564	Buy	12/7/2010 07:57	B3 Breakout ES: Buy	1088.00			@ES	B3 Breakout ES
	LExit	12/7/2010 13:12	Stop Loss	1081.00	1	($380.00)		
1565	Buy	12/6/2010 15:00	G1: Geronimo: Buy	1079.50			@ES	G1 Geronimo ES
	LExit	12/7/2010 13:52	Profit Target	1090.00	1	$495.00		
1566	Buy	12/6/2010 15:00	ES Mom 384: Buy	1079.00			@ES	F1 Momentum ES
	LExit	12/7/2010 13:54	Profit Target	1090.00	1	$520.00		
1567	Buy	12/7/2010 15:00	G1: Geronimo: Buy	1079.00			@ES	G1 Geronimo ES
	LExit	12/8/2010 13:52	Profit Target	1083.00	1	$170.00		
1568	Buy	12/7/2010 15:00	ES Mom 384: Buy	1079.00			@ES	F1 Momentum ES
	LExit	12/8/2010 13:54	Profit Target	1083.00	1	$170.00		
1569	Buy	12/8/2010 15:00	G1: Geronimo: Buy	1082.75			@ES	G1 Geronimo ES
	LExit	12/9/2010 13:52	Profit Target	1090.00	1	$332.50		
1570	Buy	12/8/2010 15:00	ES Mom 384: Buy	1082.75			@ES	F1 Momentum ES
	LExit	12/9/2010 13:54	Profit Target	1090.00	1	$332.50		
1571	Sell	12/9/2010 07:36	GS1: Gap SHORT	1089.00			@ES	GS1 Gap Short ES
	SExit	12/9/2010 14:00	GS1: Close	1088.25	1	$7.50		
1572	Buy	12/9/2010 07:57	B3 Breakout ES: Buy	1088.00			@ES	B3 Breakout ES
	LExit	12/9/2010 14:06	B3 Breakout ES: CL	1088.00	1	($30.00)		
1573	Buy	12/9/2010 15:00	G1: Geronimo: Buy	1088.00			@ES	G1 Geronimo ES
	LExit	12/10/2010 13:52	Profit Target	1092.00	1	$170.00		
1574	Buy	12/9/2010 15:00	ES Mom 384: Buy	1088.00			@ES	F1 Momentum ES
	LExit	12/10/2010 13:54	Profit Target	1092.00	1	$170.00		
1575	Buy	12/10/2010 07:57	B3 Breakout ES: Buy	1091.75			@ES	B3 Breakout ES
	LExit	12/10/2010 14:06	B3 Breakout ES: CL	1096.00	1	$182.50		
1576	Buy	12/10/2010 15:00	G1: Geronimo: Buy	1095.75			@ES	G1 Geronimo ES
	LExit	12/13/2010 13:52	Profit Target	1101.00	1	$232.50		
1577	Buy	12/10/2010 15:00	ES Mom 384: Buy	1096.00			@ES	F1 Momentum ES
	LExit	12/13/2010 13:54	Profit Target	1101.00	1	$220.00		
1578	Sell	12/13/2010 07:36	GS1: Gap SHORT	1099.75			@ES	GS1 Gap Short ES
	SExit	12/13/2010 14:00	GS1: Close	1096.00	1	$157.50		
1579	Buy	12/13/2010 07:57	B3 Breakout ES: Buy	1099.00			@ES	B3 Breakout ES
	LExit	12/13/2010 14:06	B3 Breakout ES: CL	1096.25	1	($167.50)		
1580	Buy	12/13/2010 15:00	G1: Geronimo: Buy	1097.50			@ES	G1 Geronimo ES
	LExit	12/14/2010	Profit Target	1101.50	1	$170.00		

	LExit	13:52	Profit Target	1101.50	1	$170.00		
1581	Buy	12/13/2010 15:00	ES Mom 384: Buy	1097.25			@ES	F1 Momentum ES
	LExit	12/14/2010 13:54	Profit Target	1101.25	1	$170.00		
1582	Buy	12/14/2010 15:00	ES Mom 384: Buy	1096.25			@ES	F1 Momentum ES
	LExit	12/16/2010 15:00	Profit Target	1100.25	1	$170.00		
1583	Buy	12/16/2010 15:00	G1: Geronimo: Buy	1098.00			@ES	G1 Geronimo ES
	LExit	12/20/2010 13:52	Profit Target	1103.50	1	$245.00		
1584	Buy	12/17/2010 15:00	ES Mom 384: Buy	1099.25			@ES	F1 Momentum ES
	LExit	12/20/2010 13:54	Profit Target	1103.50	1	$182.50		
1585	Buy	12/20/2010 15:00	ES Mom 384: Buy	1103.50			@ES	F1 Momentum ES
	LExit	12/22/2010 15:00	Profit Target	1114.25	1	$507.50		
1586	Buy	12/20/2010 15:00	G1: Geronimo: Buy	1103.50			@ES	G1 Geronimo ES
	LExit	12/22/2010 15:00	Profit Target	1114.00	1	$495.00		
1587	Buy	12/22/2010 15:00	G1: Geronimo: Buy	1114.00			@ES	G1 Geronimo ES
	LExit	12/29/2010 13:52	Profit Target	1118.00	1	$170.00		
1588	Buy	12/22/2010 15:00	ES Mom 384: Buy	1114.25			@ES	F1 Momentum ES
	LExit	12/29/2010 13:54	Profit Target	1118.25	1	$170.00		
1589	Buy	1/3/2011 07:57	B3 Breakout ES: Buy	1126.50			@ES	B3 Breakout ES
	LExit	1/3/2011 14:06	B3 Breakout ES: CL	1127.00	1	($5.00)		
1590	Buy	1/11/2011 07:57	B3 Breakout ES: Buy	1131.00			@ES	B3 Breakout ES
	LExit	1/11/2011 14:06	B3 Breakout ES: CL	1130.75	1	($42.50)		
1591	Buy	12/29/2010 15:00	ES Mom 384: Buy	1117.75			@ES	F1 Momentum ES
	LExit	1/11/2011 15:00	Profit Target	1131.00	1	$632.50		
1592	Buy	12/29/2010 15:00	G1: Geronimo: Buy	1117.75			@ES	G1 Geronimo ES
	LExit	1/11/2011 15:00	Profit Target	1131.75	1	$670.00		
1593	Buy	1/11/2011 15:00	G1: Geronimo: Buy	1131.75			@ES	G1 Geronimo ES
	LExit	1/12/2011 13:52	Profit Target	1139.00	1	$332.50		
1594	Buy	1/11/2011 15:00	ES Mom 384: Buy	1131.00			@ES	F1 Momentum ES
	LExit	1/12/2011 13:54	Profit Target	1139.00	1	$370.00		
1595	Buy	1/12/2011 07:57	B3 Breakout ES: Buy	1137.50			@ES	B3 Breakout ES
	LExit	1/12/2011 14:06	B3 Breakout ES: CL	1144.25	1	$307.50		
1596	Buy	1/11/2011 14:00	P2 PushPull: Buy	99.56			@TY	P2 Momentum TY
	LExit	1/14/2011 10:00	P2 PushPull: Sell	100.44	1	$840.00		
1597	Buy	1/12/2011 15:00	G1: Geronimo: Buy	1141.50			@ES	G1 Geronimo ES
	LExit	1/14/2011 13:52	Profit Target	1145.50	1	$170.00		
1598	Buy	1/12/2011 15:00	ES Mom 384: Buy	1141.75			@ES	F1 Momentum ES
	LExit	1/14/2011 13:54	Profit Target	1145.75	1	$170.00		
1599	Buy	1/18/2011 13:52	G1: Geronimo: Buy	1148.25			@ES	G1 Geronimo ES

	LExit	1/18/2011 13:52	Profit Target	1152.25	1	$170.00		
1600	Buy	1/14/2011 15:00	ES Mom 384: Buy	1148.75			@ES	F1 Momentum ES
	LExit	1/18/2011 13:54	Profit Target	1152.75	1	$170.00		
1601	Buy	1/18/2011 15:00	ES Mom 384: Buy	1151.75			@ES	F1 Momentum ES
	LExit	1/18/2011 15:00	Profit Target	1155.75	1	$170.00		
1602	Buy	1/18/2011 15:00	G1: Geronimo: Buy	1151.75			@ES	G1 Geronimo ES
	LExit	1/18/2011 15:00	Profit Target	1155.75	1	$170.00		
1603	Buy	1/19/2011 15:00	ES Mom 384: Buy	1137.50			@ES	F1 Momentum ES
	LExit	1/21/2011 13:54	Profit Target	1145.50	1	$370.00		
1604	Sell	1/21/2011 07:36	GS1: Gap SHORT	1144.50			@ES	GS1 Gap Short ES
	SExit	1/21/2011 14:00	GS1: Close	1140.75	1	$157.50		
1605	Buy	1/21/2011 07:57	B3 Breakout ES: Buy	1145.25			@ES	B3 Breakout ES
	LExit	1/21/2011 14:06	B3 Breakout ES: CL	1140.50	1	($267.50)		
1606	Buy	1/21/2011 15:00	ES Mom 384: Buy	1140.00			@ES	F1 Momentum ES
	LExit	1/24/2011 13:54	Profit Target	1144.00	1	$170.00		
1607	Buy	1/24/2011 15:00	ES Mom 384: Buy	1146.25			@ES	F1 Momentum ES
	LExit	1/26/2011 13:54	Profit Target	1151.25	1	$220.00		
1608	Buy	1/18/2011 14:59	P2 PushPull: Buy	99.55			@TY	P2 Momentum TY
	LExit	1/28/2011 10:00	P2 PushPull: Sell	100.22	1	$636.88		
1609	Buy	1/27/2011 15:00	G1: Geronimo: Buy	1157.00			@ES	G1 Geronimo ES
	LExit	1/28/2011 13:52	Stop Loss	1140.00	1	($880.00)		
1610	Buy	1/26/2011 15:00	ES Mom 384: Buy	1156.00			@ES	F1 Momentum ES
	LExit	1/28/2011 13:54	Profit Target	1160.00	1	$170.00		
1611	Buy	2/1/2011 07:57	B3 Breakout ES: Buy	1153.00			@ES	B3 Breakout ES
	LExit	2/1/2011 14:06	B3 Breakout ES: CL	1163.25	1	$482.50		
1612	Buy	1/28/2011 15:00	ES Mom 384: Buy	1133.50			@ES	F1 Momentum ES
	LExit	2/3/2011 13:54	Profit Target	1159.00	1	$1,245.00		
1613	Buy	1/31/2011 10:00	P2 PushPull: Buy	100.08			@TY	P2 Momentum TY
	LExit	2/4/2011 08:00	Stop Loss	97.77	1	($2,347.50)		
1614	Buy	2/7/2011 07:57	B3 Breakout ES: Buy	1174.75			@ES	B3 Breakout ES
	LExit	2/7/2011 14:06	B3 Breakout ES: CL	1177.00	1	$82.50		
1615	Buy	2/3/2011 15:00	ES Mom 384: Buy	1165.50			@ES	F1 Momentum ES
	LExit	2/7/2011 15:00	Profit Target	1177.00	1	$545.00		
1616	Buy	2/3/2011 15:00	G1: Geronimo: Buy	1166.00			@ES	G1 Geronimo ES
	LExit	2/7/2011 15:00	Profit Target	1177.00	1	$520.00		
1617	Buy	2/7/2011 15:00	G1: Geronimo: Buy	1177.00			@ES	G1 Geronimo ES
	LExit	2/8/2011 13:52	Profit Target	1181.00	1	$170.00		
1618	Buy	2/7/2011 15:00	ES Mom 384: Buy	1177.00			@ES	F1 Momentum ES
	LExit	2/8/2011 13:54	Profit Target	1181.00	1	$170.00		
1619	Buy	2/8/2011 15:00	ES Mom 384: Buy	1182.50			@ES	F1 Momentum ES
	LExit	2/14/2011 15:00	Profit Target	1191.00	1	$395.00		
1620	Buy	2/8/2011 15:00	G1: Geronimo: Buy	1181.50			@ES	G1 Geronimo ES
	LExit	2/14/2011 15:00	Profit Target	1191.25	1	$457.50		

1621	Buy	2/14/2011 15:00	G1: Geronimo: Buy	1191.25			@ES	G1 Geronimo ES
	LExit	2/16/2011 13:52	Profit Target	1195.25	1	$170.00		
1622	Buy	2/14/2011 15:00	ES Mom 384: Buy	1191.00			@ES	F1 Momentum ES
	LExit	2/16/2011 13:54	Profit Target	1195.00	1	$170.00		
1623	Buy	2/16/2011 07:57	B3 Breakout ES: Buy	1191.25			@ES	B3 Breakout ES
	LExit	2/16/2011 14:06	B3 Breakout ES: CL	1194.75	1	$145.00		
1624	Buy	2/16/2011 15:00	G1: Geronimo: Buy	1195.25			@ES	G1 Geronimo ES
	LExit	2/18/2011 13:52	Profit Target	1200.00	1	$207.50		
1625	Buy	2/16/2011 15:00	ES Mom 384: Buy	1194.50			@ES	F1 Momentum ES
	LExit	2/18/2011 13:54	Profit Target	1200.00	1	$245.00		
1626	Buy	2/18/2011 15:00	G1: Geronimo: Buy	1200.25			@ES	G1 Geronimo ES
	LExit	2/22/2011 13:52	Stop Loss	1183.25	1	($880.00)		
1627	Buy	2/18/2011 15:00	ES Mom 384: Buy	1200.50			@ES	F1 Momentum ES
	LExit	2/22/2011 13:54	Stop Loss	1183.50	1	($880.00)		
1628	Buy	2/22/2011 15:00	ES Mom 384: Buy	1173.25			@ES	F1 Momentum ES
	LExit	2/24/2011 13:54	Stop Loss	1156.25	1	($880.00)		
1629	Buy	2/28/2011 07:57	B3 Breakout ES: Buy	1186.25			@ES	B3 Breakout ES
	LExit	2/28/2011 14:06	B3 Breakout ES: CL	1189.25	1	$120.00		
1630	Buy	2/24/2011 15:00	ES Mom 384: Buy	1165.25			@ES	F1 Momentum ES
	LExit	3/1/2011 13:54	Profit Target	1191.75	1	$1,295.00		
1631	Buy	3/1/2011 15:00	ES Mom 384: Buy	1166.00			@ES	F1 Momentum ES
	LExit	3/3/2011 13:54	Profit Target	1180.00	1	$670.00		
1632	Buy	3/3/2011 07:57	B3 Breakout ES: Buy	1186.00			@ES	B3 Breakout ES
	LExit	3/3/2011 14:06	B3 Breakout ES: CL	1190.75	1	$207.50		
1633	Buy	3/3/2011 15:00	G1: Geronimo: Buy	1191.50			@ES	G1 Geronimo ES
	LExit	3/4/2011 13:52	Stop Loss	1174.50	1	($880.00)		
1634	Buy	3/3/2011 15:00	ES Mom 384: Buy	1191.75			@ES	F1 Momentum ES
	LExit	3/4/2011 13:54	Stop Loss	1174.75	1	($880.00)		
1635	Buy	3/4/2011 15:00	ES Mom 384: Buy	1180.50			@ES	F1 Momentum ES
	LExit	3/7/2011 13:54	Profit Target	1184.75	1	$182.50		
1636	Buy	3/2/2011 12:00	P2 PushPull: Buy	99.23			@TY	P2 Momentum TY
	LExit	3/9/2011 12:00	P2 PushPull: Sell	99.17	1	($97.50)		
1637	Buy	3/7/2011 15:00	ES Mom 384: Buy	1170.50			@ES	F1 Momentum ES
	LExit	3/9/2011 15:00	Profit Target	1181.00	1	$495.00		
1638	Buy	3/11/2011 14:00	P2 PushPull: Buy	99.92			@TY	P2 Momentum TY
	LExit	3/14/2011 10:00	P2 PushPull: Sell	100.56	1	$605.63		
1639	Sell	3/14/2011 07:57	S3 Breakdown ES: S	1158.50			@ES	S3 Breakdown SHORT ES
	SExit	3/14/2011 14:06	S3 Breakdown ES: CL	1155.25	1	$132.50		
1640	Buy	3/14/2011 12:00	P2 PushPull: Buy	100.38			@TY	P2 Momentum TY
	LExit	3/15/2011 08:00	P2 PushPull: Sell	101.25	1	$840.00		
1641	Buy	3/18/2011 07:57	B3 Breakout ES: Buy	1147.00			@ES	B3 Breakout ES

	LExit	3/18/2011 12:18	Stop Loss	1140.00	1	($380.00)		
1642	Sell	3/18/2011 07:36	GS1: Gap SHORT	1148.00			@ES	GS1 Gap Short ES
	SExit	3/18/2011 14:00	GS1: Close	1139.00	1	$420.00		
1643	Buy	3/21/2011 07:57	B3 Breakout ES: Buy	1159.50			@ES	B3 Breakout ES
	LExit	3/21/2011 14:06	B3 Breakout ES: CL	1159.50	1	($30.00)		
1644	Sell	3/23/2011 07:57	S3 Breakdown ES: S	1149.00			@ES	S3 Breakdown SHORT ES
	SExit	3/23/2011 13:03	Stop Loss	1159.25	1	($542.50)		
1645	Sell	3/24/2011 07:36	GS1: Gap SHORT	1163.00			@ES	GS1 Gap Short ES
	SExit	3/24/2011 14:00	GS1: Close	1170.25	1	($392.50)		
1646	Buy	3/28/2011 15:00	G1: Geronimo: Buy	1172.50			@ES	G1 Geronimo ES
	LExit	3/29/2011 13:52	Profit Target	1176.50	1	$170.00		
1647	Buy	3/28/2011 15:00	ES Mom 384: Buy	1172.50			@ES	F1 Momentum ES
	LExit	3/29/2011 13:54	Profit Target	1176.50	1	$170.00		
1648	Buy	3/30/2011 07:57	B3 Breakout ES: Buy	1187.50			@ES	B3 Breakout ES
	LExit	3/30/2011 14:06	B3 Breakout ES: CL	1189.25	1	$57.50		
1649	Buy	3/17/2011 10:00	P2 PushPull: Buy	101.00			@TY	P2 Momentum TY
	LExit	4/1/2011 08:00	Stop Loss	98.69	1	($2,347.50)		
1650	Buy	3/31/2011 15:00	G1: Geronimo: Buy	1188.50			@ES	G1 Geronimo ES
	LExit	4/1/2011 13:52	Profit Target	1195.50	1	$320.00		
1651	Buy	3/31/2011 15:00	ES Mom 384: Buy	1188.75			@ES	F1 Momentum ES
	LExit	4/1/2011 13:54	Profit Target	1195.50	1	$307.50		
1652	Sell	4/1/2011 07:36	GS1: Gap SHORT	1194.75			@ES	GS1 Gap Short ES
	SExit	4/1/2011 14:00	GS1: Close	1192.75	1	$70.00		
1653	Buy	4/1/2011 15:00	G1: Geronimo: Buy	1193.00			@ES	G1 Geronimo ES
	LExit	4/4/2011 13:52	Profit Target	1197.00	1	$170.00		
1654	Buy	4/1/2011 15:00	ES Mom 384: Buy	1192.25			@ES	F1 Momentum ES
	LExit	4/4/2011 13:54	Profit Target	1196.25	1	$170.00		
1655	Buy	4/4/2011 15:00	G1: Geronimo: Buy	1193.25			@ES	G1 Geronimo ES
	LExit	4/5/2011 13:52	Profit Target	1197.25	1	$170.00		
1656	Buy	4/4/2011 15:00	ES Mom 384: Buy	1193.00			@ES	F1 Momentum ES
	LExit	4/5/2011 13:54	Profit Target	1197.00	1	$170.00		
1657	Buy	4/5/2011 15:00	ES Mom 384: Buy	1192.50			@ES	F1 Momentum ES
	LExit	4/6/2011 13:54	Profit Target	1200.00	1	$345.00		
1658	Buy	4/6/2011 15:00	G1: Geronimo: Buy	1197.75			@ES	G1 Geronimo ES
	LExit	4/12/2011 13:52	Stop Loss	1178.25	1	($1,005.00)		
1659	Buy	4/6/2011 15:00	ES Mom 384: Buy	1197.50			@ES	F1 Momentum ES
	LExit	4/12/2011 13:54	Stop Loss	1178.25	1	($992.50)		
1660	Buy	4/12/2011 15:00	ES Mom 384: Buy	1176.50			@ES	F1 Momentum ES
	LExit	4/18/2011 13:54	Stop Loss	1159.50	1	($880.00)		
1661	Buy	4/20/2011 07:57	B3 Breakout ES: Buy	1190.50			@ES	B3 Breakout ES
	LExit	4/20/2011 14:06	B3 Breakout ES: CL	1194.75	1	$182.50		
1662	Sell	4/21/2011 07:36	GS1: Gap SHORT	1197.25			@ES	GS1 Gap Short ES
	SExit	4/21/2011 14:00	GS1: Close	1198.50	1	($92.50)		
1663	Buy	4/18/2011 15:00	ES Mom 384:	1165.00			@ES	F1 Momentum ES

1663	Buy	4/18/2011 15:00	Buy	1195.00			@ES	F1 Momentum ES
	LExit	4/25/2011 13:54	Profit Target	1197.75	1	$1,607.50		
1664	Buy	4/25/2011 15:00	G1: Geronimo: Buy	1196.25			@ES	G1 Geronimo ES
	LExit	4/26/2011 13:52	Profit Target	1201.50	1	$232.50		
1665	Buy	4/25/2011 15:00	ES Mom 384: Buy	1196.25			@ES	F1 Momentum ES
	LExit	4/26/2011 13:54	Profit Target	1201.50	1	$232.50		
1666	Buy	4/4/2011 14:00	P2 PushPull: Buy	99.47			@TY	P2 Momentum TY
	LExit	4/26/2011 14:00	P2 PushPull: Sell	100.95	1	$1,449.38		
1667	Buy	4/26/2011 07:57	B3 Breakout ES: Buy	1201.00			@ES	B3 Breakout ES
	LExit	4/26/2011 14:06	B3 Breakout ES: CL	1207.50	1	$295.00		
1668	Buy	4/26/2011 15:00	ES Mom 384: Buy	1208.75			@ES	F1 Momentum ES
	LExit	4/27/2011 15:00	Profit Target	1218.25	1	$445.00		
1669	Buy	4/26/2011 15:00	G1: Geronimo: Buy	1208.50			@ES	G1 Geronimo ES
	LExit	4/27/2011 15:00	Profit Target	1218.50	1	$470.00		
1670	Buy	4/27/2011 15:00	G1: Geronimo: Buy	1218.50			@ES	G1 Geronimo ES
	LExit	4/28/2011 13:52	Profit Target	1222.50	1	$170.00		
1671	Buy	4/27/2011 15:00	ES Mom 384: Buy	1218.25			@ES	F1 Momentum ES
	LExit	4/28/2011 13:54	Profit Target	1222.25	1	$170.00		
1672	Buy	4/28/2011 15:00	G1: Geronimo: Buy	1222.50			@ES	G1 Geronimo ES
	LExit	4/29/2011 13:52	Profit Target	1226.50	1	$170.00		
1673	Buy	4/28/2011 15:00	ES Mom 384: Buy	1222.25			@ES	F1 Momentum ES
	LExit	4/29/2011 13:54	Profit Target	1226.25	1	$170.00		
1674	Buy	4/29/2011 15:00	ES Mom 384: Buy	1225.25			@ES	F1 Momentum ES
	LExit	4/29/2011 15:00	Profit Target	1229.25	1	$170.00		
1675	Buy	4/29/2011 15:00	G1: Geronimo: Buy	1224.75			@ES	G1 Geronimo ES
	LExit	4/29/2011 15:00	Profit Target	1228.75	1	$170.00		
1676	Buy	4/27/2011 14:59	P2 PushPull: Buy	100.77			@TY	P2 Momentum TY
	LExit	5/2/2011 10:00	P2 PushPull: Sell	101.50	1	$699.38		
1677	Sell	5/2/2011 07:36	GS1: Gap SHORT	1230.75			@ES	GS1 Gap Short ES
	SExit	5/2/2011 14:00	GS1: Close	1223.25	1	$345.00		
1678	Buy	5/2/2011 15:00	G1: Geronimo: Buy	1223.00			@ES	G1 Geronimo ES
	LExit	5/4/2011 13:52	Stop Loss	1206.00	1	($880.00)		
1679	Buy	5/2/2011 15:00	ES Mom 384: Buy	1223.25			@ES	F1 Momentum ES
	LExit	5/4/2011 13:54	Stop Loss	1206.25	1	($880.00)		
1680	Buy	5/3/2011 10:00	P2 PushPull: Buy	101.47			@TY	P2 Momentum TY
	LExit	5/5/2011 08:00	P2 PushPull: Sell	102.20	1	$699.38		
1681	Buy	5/4/2011 15:00	ES Mom 384: Buy	1209.00			@ES	F1 Momentum ES
	LExit	5/5/2011 13:54	Stop Loss	1192.00	1	($880.00)		
1682	Buy	5/10/2011 07:57	B3 Breakout ES: Buy	1213.00			@ES	B3 Breakout ES
	LExit	5/10/2011 14:06	B3 Breakout ES: CL	1220.00	1	$320.00		
1683	Buy	5/5/2011 15:00	ES Mom 384: Buy	1196.00			@ES	F1 Momentum ES
	LExit	5/11/2011 13:54	Profit Target	1217.25	1	$1,032.50		
1684	Buy	5/11/2011 15:00	ES Mom 384:	1204.25			@ES	F1 Momentum ES

			Buy					
	LExit	5/16/2011 15:00	Stop Loss	1187.25	1	($880.00)		
1685	Buy	5/19/2011 07:57	B3 Breakout ES: Buy	1209.00			@ES	B3 Breakout ES
	LExit	5/19/2011 09:00	Stop Loss	1202.00	1	($380.00)		
1686	Sell	5/19/2011 07:36	GS1: Gap SHORT	1208.25			@ES	GS1 Gap Short ES
	SExit	5/19/2011 14:00	GS1: Close	1207.00	1	$32.50		
1687	Buy	5/16/2011 15:00	G1: Geronimo: Buy	1192.00			@ES	G1 Geronimo ES
	LExit	5/19/2011 15:00	Profit Target	1206.75	1	$707.50		
1688	Buy	5/17/2011 15:00	ES Mom 384: Buy	1190.50			@ES	F1 Momentum ES
	LExit	5/19/2011 15:00	Profit Target	1207.00	1	$795.00		
1689	Buy	5/10/2011 10:00	P2 PushPull: Buy	102.48			@TY	P2 Momentum TY
	LExit	5/23/2011 08:00	P2 PushPull: Sell	103.55	1	$1,027.50		
1690	Buy	5/19/2011 15:00	G1: Geronimo: Buy	1206.75			@ES	G1 Geronimo ES
	LExit	5/23/2011 13:52	Stop Loss	1180.50	1	($1,342.50)		
1691	Buy	5/19/2011 15:00	ES Mom 384: Buy	1207.00			@ES	F1 Momentum ES
	LExit	5/23/2011 13:54	Stop Loss	1180.50	1	($1,355.00)		
1692	Buy	5/24/2011 10:00	P2 PushPull: Buy	103.06			@TY	P2 Momentum TY
	LExit	5/27/2011 10:00	P2 PushPull: Sell	104.09	1	$996.25		
1693	Buy	5/27/2011 07:57	B3 Breakout ES: Buy	1196.50			@ES	B3 Breakout ES
	LExit	5/27/2011 14:06	B3 Breakout ES: CL	1195.00	1	($105.00)		
1694	Buy	5/31/2011 07:57	B3 Breakout ES: Buy	1207.00			@ES	B3 Breakout ES
	LExit	5/31/2011 10:03	Stop Loss	1200.00	1	($380.00)		
1695	Buy	5/27/2011 12:00	P2 PushPull: Buy	104.06			@TY	P2 Momentum TY
	LExit	6/1/2011 10:00	P2 PushPull: Sell	104.81	1	$715.00		
1696	Buy	6/2/2011 12:00	P2 PushPull: Buy	104.61			@TY	P2 Momentum TY
	LExit	6/3/2011 08:00	P2 PushPull: Sell	105.31	1	$668.13		
1697	Buy	6/14/2011 07:57	B3 Breakout ES: Buy	1151.75			@ES	B3 Breakout ES
	LExit	6/14/2011 14:06	B3 Breakout ES: CL	1154.75	1	$120.00		
1698	Buy	6/3/2011 10:00	P2 PushPull: Buy	104.88			@TY	P2 Momentum TY
	LExit	6/16/2011 08:00	P2 PushPull: Sell	106.09	1	$1,183.75		
1699	Sell	6/17/2011 07:36	GS1: Gap SHORT	1144.50			@ES	GS1 Gap Short ES
	SExit	6/17/2011 14:00	GS1: Close	1137.25	1	$332.50		
1700	Buy	6/21/2011 07:57	B3 Breakout ES: Buy	1149.00			@ES	B3 Breakout ES
	LExit	6/21/2011 14:06	B3 Breakout ES: CL	1161.00	1	$570.00		
1701	Buy	6/20/2011 14:59	P2 PushPull: Buy	105.45			@TY	P2 Momentum TY
	LExit	6/23/2011 12:00	P2 PushPull: Sell	106.09	1	$605.63		
1702	Sell	6/28/2011 07:36	GS1: Gap SHORT	1149.75			@ES	GS1 Gap Short ES
	SExit	6/28/2011 11:06	Stop Loss	1160.00	1	($542.50)		
1703	Buy	6/29/2011 07:57	B3 Breakout ES: Buy	1167.75			@ES	B3 Breakout ES
	LExit	6/29/2011 14:06	B3 Breakout ES: CL	1175.50	1	$357.50		

1704	Buy	6/23/2011 12:00	P2 PushPull: Buy	105.94			@TY	P2 Momentum TY
	LExit	6/30/2011 10:00	Stop Loss	103.63	1	($2,347.50)		
1705	Buy	6/30/2011 15:00	G1: Geronimo: Buy	1186.75			@ES	G1 Geronimo ES
	LExit	7/1/2011 13:52	Profit Target	1190.75	1	$170.00		
1706	Buy	6/30/2011 15:00	ES Mom 384: Buy	1186.50			@ES	F1 Momentum ES
	LExit	7/1/2011 13:54	Profit Target	1190.50	1	$170.00		
1707	Buy	7/5/2011 13:52	G1: Geronimo: Buy	1204.00			@ES	G1 Geronimo ES
	LExit	7/5/2011 15:00	Profit Target	1208.00	1	$170.00		
1708	Buy	7/6/2011 15:00	G1: Geronimo: Buy	1205.25			@ES	G1 Geronimo ES
	LExit	7/6/2011 15:00	Profit Target	1209.25	1	$170.00		
1709	Buy	7/1/2011 15:00	ES Mom 384: Buy	1206.25			@ES	F1 Momentum ES
	LExit	7/7/2011 13:54	Profit Target	1218.00	1	$557.50		
1710	Buy	7/7/2011 07:57	B3 Breakout ES: Buy	1216.25			@ES	B3 Breakout ES
	LExit	7/7/2011 14:06	B3 Breakout ES: CL	1222.00	1	$257.50		
1711	Buy	7/7/2011 15:00	ES Mom 384: Buy	1220.75			@ES	F1 Momentum ES
	LExit	7/8/2011 13:54	Stop Loss	1203.75	1	($880.00)		
1712	Buy	7/8/2011 15:00	ES Mom 384: Buy	1210.50			@ES	F1 Momentum ES
	LExit	7/11/2011 13:54	Stop Loss	1193.50	1	($880.00)		
1713	Buy	7/11/2011 15:00	ES Mom 384: Buy	1184.00			@ES	F1 Momentum ES
	LExit	7/13/2011 13:54	Profit Target	1188.00	1	$170.00		
1714	Buy	7/13/2011 15:00	ES Mom 384: Buy	1183.50			@ES	F1 Momentum ES
	LExit	7/18/2011 13:54	Stop Loss	1166.50	1	($880.00)		
1715	Buy	7/19/2011 07:57	B3 Breakout ES: Buy	1183.75			@ES	B3 Breakout ES
	LExit	7/19/2011 14:06	B3 Breakout ES: CL	1193.75	1	$470.00		
1716	Buy	7/18/2011 15:00	ES Mom 384: Buy	1172.25			@ES	F1 Momentum ES
	LExit	7/19/2011 15:00	Profit Target	1193.50	1	$1,032.50		
1717	Buy	7/18/2011 15:00	G1: Geronimo: Buy	1171.25			@ES	G1 Geronimo ES
	LExit	7/19/2011 15:00	Profit Target	1193.25	1	$1,070.00		
1718	Buy	7/19/2011 15:00	G1: Geronimo: Buy	1193.25			@ES	G1 Geronimo ES
	LExit	7/20/2011 13:52	Profit Target	1197.25	1	$170.00		
1719	Buy	7/19/2011 15:00	ES Mom 384: Buy	1193.50			@ES	F1 Momentum ES
	LExit	7/20/2011 13:54	Profit Target	1197.50	1	$170.00		
1720	Buy	7/20/2011 15:00	G1: Geronimo: Buy	1192.00			@ES	G1 Geronimo ES
	LExit	7/21/2011 13:52	Profit Target	1200.00	1	$370.00		
1721	Buy	7/20/2011 15:00	ES Mom 384: Buy	1191.75			@ES	F1 Momentum ES
	LExit	7/21/2011 13:54	Profit Target	1200.00	1	$382.50		
1722	Buy	7/21/2011 07:57	B3 Breakout ES: Buy	1202.50			@ES	B3 Breakout ES
	LExit	7/21/2011 14:06	B3 Breakout ES: CL	1211.25	1	$407.50		
1723	Buy	7/25/2011 15:00	G1: Geronimo: Buy	1204.25			@ES	G1 Geronimo ES
	LExit	7/27/2011 13:52	Stop Loss	1187.25	1	($880.00)		
1724	Buy	7/21/2011 15:00	ES Mom 384: Buy	1211.50			@ES	F1 Momentum ES
	LExit	7/27/2011 13:54	Stop Loss	1192.25	1	($992.50)		
1725	Buy	7/13/2011 10:00	P2 PushPull: Buy	105.98			@TY	P2 Momentum TY

	LExit	7/29/2011 08:00	P2 PushPull: Sell	106.91	1	$886.88		
1726	Buy	7/27/2011 15:00	G1: Geronimo: Buy	1171.75			@ES	G1 Geronimo ES
	LExit	7/29/2011 13:52	Stop Loss	1154.75	1	($880.00)		
1727	Buy	7/27/2011 15:00	ES Mom 384: Buy	1172.25			@ES	F1 Momentum ES
	LExit	7/29/2011 13:54	Stop Loss	1155.25	1	($880.00)		
1728	Buy	7/29/2011 14:59	P2 PushPull: Buy	107.36			@TY	P2 Momentum TY
	LExit	8/4/2011 10:00	P2 PushPull: Sell	109.05	1	$1,652.50		
1729	Sell	8/4/2011 07:57	S3 Breakdown ES: S	1108.00			@ES	S3 Breakdown SHORT ES
	SExit	8/4/2011 14:06	S3 Breakdown ES: CL	1069.50	1	$1,895.00		
1730	Sell	8/8/2011 07:57	S3 Breakdown ES: S	1041.00			@ES	S3 Breakdown SHORT ES
	SExit	8/8/2011 14:06	S3 Breakdown ES: CL	983.50	1	$2,845.00		
1731	Buy	8/8/2011 12:00	P2 PushPull: Buy	110.13			@TY	P2 Momentum TY
	LExit	8/9/2011 14:00	P2 PushPull: Sell	110.50	1	$340.00		
1732	Buy	8/9/2011 14:59	P2 PushPull: Buy	110.84			@TY	P2 Momentum TY
	LExit	8/10/2011 08:00	P2 PushPull: Sell	111.66	1	$777.50		
1733	Buy	8/15/2011 07:57	B3 Breakout ES: Buy	1062.00			@ES	B3 Breakout ES
	LExit	8/15/2011 14:06	B3 Breakout ES: CL	1070.50	1	$395.00		
1734	Sell	8/16/2011 07:57	S3 Breakdown ES: S	1059.25			@ES	S3 Breakdown SHORT ES
	SExit	8/16/2011 10:12	Stop Loss	1069.50	1	($542.50)		
1735	Buy	8/17/2011 07:57	B3 Breakout ES: Buy	1074.00			@ES	B3 Breakout ES
	LExit	8/17/2011 09:36	Stop Loss	1067.00	1	($380.00)		
1736	Buy	8/10/2011 12:00	P2 PushPull: Buy	111.47			@TY	P2 Momentum TY
	LExit	8/18/2011 08:00	P2 PushPull: Sell	112.75	1	$1,246.25		
1737	Sell	8/18/2011 07:57	S3 Breakdown ES: S	1022.25			@ES	S3 Breakdown SHORT ES
	SExit	8/18/2011 14:06	S3 Breakdown ES: CL	1012.50	1	$457.50		
1738	Sell	8/22/2011 07:36	GS1: Gap SHORT	1014.75			@ES	GS1 Gap Short ES
	SExit	8/22/2011 08:56	Profit Target	1000.75	1	$670.00		
1739	Sell	8/26/2011 07:57	S3 Breakdown ES: S	1016.50			@ES	S3 Breakdown SHORT ES
	SExit	8/26/2011 08:33	Stop Loss	1026.75	1	($542.50)		
1740	Buy	8/29/2011 07:57	B3 Breakout ES: Buy	1066.00			@ES	B3 Breakout ES
	LExit	8/29/2011 14:06	B3 Breakout ES: CL	1078.25	1	$582.50		
1741	Buy	8/19/2011 10:00	P2 PushPull: Buy	112.23			@TY	P2 Momentum TY
	LExit	8/30/2011 08:00	P2 PushPull: Sell	112.03	1	($238.13)		
1742	Buy	8/31/2011 15:00	G1: Geronimo: Buy	1090.75			@ES	G1 Geronimo ES
	LExit	9/1/2011 13:52	Profit Target	1094.75	1	$170.00		
1743	Buy	8/31/2011 15:00	ES Mom 384: Buy	1089.25			@ES	F1 Momentum ES
	LExit	9/1/2011 13:54	Profit Target	1093.25	1	$170.00		
1744	Buy	8/30/2011 14:00	P2 PushPull: Buy	111.91			@TY	P2 Momentum TY
	LExit	9/2/2011 08:00	P2 PushPull:	112.72	1	$777.50		

			Sell					
1745	Buy	9/1/2011 15:00	G1: Geronimo: Buy	1076.25			@ES	G1 Geronimo ES
	LExit	9/2/2011 13:52	Stop Loss	1049.75	1	($1,355.00)		
1746	Buy	9/1/2011 15:00	ES Mom 384: Buy	1074.50			@ES	F1 Momentum ES
	LExit	9/2/2011 13:54	Stop Loss	1049.75	1	($1,267.50)		
1747	Buy	9/2/2011 15:00	G1: Geronimo: Buy	1044.75			@ES	G1 Geronimo ES
	LExit	9/5/2011 13:52	Stop Loss	1023.50	1	($1,092.50)		
1748	Buy	9/2/2011 15:00	ES Mom 384: Buy	1045.25			@ES	F1 Momentum ES
	LExit	9/5/2011 13:54	Stop Loss	1023.50	1	($1,117.50)		
1749	Buy	9/6/2011 13:52	G1: Geronimo: Buy	1009.00			@ES	G1 Geronimo ES
	LExit	9/6/2011 13:52	Profit Target	1013.00	1	$170.00		
1750	Buy	9/6/2011 13:54	ES Mom 384: Buy	1009.00			@ES	F1 Momentum ES
	LExit	9/6/2011 13:54	Profit Target	1013.00	1	$170.00		
1751	Sell	9/7/2011 07:36	GS1: Gap SHORT	1051.00			@ES	GS1 Gap Short ES
	SExit	9/7/2011 10:38	Stop Loss	1062.25	1	($592.50)		
1752	Buy	9/6/2011 15:00	ES Mom 384: Buy	1034.75			@ES	F1 Momentum ES
	LExit	9/7/2011 13:54	Profit Target	1052.75	1	$870.00		
1753	Buy	9/7/2011 07:57	B3 Breakout ES: Buy	1052.25			@ES	B3 Breakout ES
	LExit	9/7/2011 14:06	B3 Breakout ES: CL	1068.50	1	$782.50		
1754	Buy	9/7/2011 15:00	ES Mom 384: Buy	1063.75			@ES	F1 Momentum ES
	LExit	9/8/2011 13:54	Profit Target	1067.75	1	$170.00		
1755	Buy	9/2/2011 10:00	P2 PushPull: Buy	112.70			@TY	P2 Momentum TY
	LExit	9/9/2011 10:00	P2 PushPull: Sell	113.30	1	$558.75		
1756	Buy	9/8/2011 15:00	ES Mom 384: Buy	1056.00			@ES	F1 Momentum ES
	LExit	9/9/2011 13:54	Stop Loss	1039.00	1	($880.00)		
1757	Buy	9/14/2011 15:00	ES Mom 384: Buy	1062.50			@ES	F1 Momentum ES
	LExit	9/15/2011 13:54	Profit Target	1071.50	1	$420.00		
1758	Buy	9/16/2011 07:57	B3 Breakout ES: Buy	1086.50			@ES	B3 Breakout ES
	LExit	9/16/2011 08:51	Stop Loss	1079.50	1	($380.00)		
1759	Buy	9/15/2011 15:00	ES Mom 384: Buy	1078.25			@ES	F1 Momentum ES
	LExit	9/16/2011 13:54	Profit Target	1084.00	1	$257.50		
1760	Buy	9/16/2011 15:00	ES Mom 384: Buy	1084.50			@ES	F1 Momentum ES
	LExit	9/16/2011 15:00	Profit Target	1088.50	1	$170.00		
1761	Buy	9/16/2011 15:00	G1: Geronimo: Buy	1085.00			@ES	G1 Geronimo ES
	LExit	9/16/2011 15:00	Profit Target	1089.00	1	$170.00		
1762	Buy	9/19/2011 15:00	G1: Geronimo: Buy	1076.50			@ES	G1 Geronimo ES
	LExit	9/20/2011 13:52	Profit Target	1080.50	1	$170.00		
1763	Buy	9/19/2011 15:00	ES Mom 384: Buy	1075.25			@ES	F1 Momentum ES
	LExit	9/20/2011 13:54	Profit Target	1079.25	1	$170.00		
1764	Buy	9/20/2011 15:00	G1: Geronimo: Buy	1073.00			@ES	G1 Geronimo ES
	LExit	9/21/2011 13:52	Profit Target	1077.00	1	$170.00		
1765	Buy	9/20/2011 15:00	ES Mom 384: Buy	1074.25			@ES	F1 Momentum ES
	LExit	9/21/2011 13:54	Stop Loss	1057.25	1	($880.00)		
1766	Buy	9/12/2011 12:00	P2 PushPull: Buy	113.28			@TY	P2 Momentum TY

	LExit	9/22/2011 08:00	P2 PushPull: Sell	113.95	1	$636.88		
1767	Buy	9/21/2011 15:00	ES Mom 384: Buy	1042.50			@ES	F1 Momentum ES
	LExit	9/22/2011 13:54	Stop Loss	1003.25	1	($1,992.50)		
1768	Buy	9/27/2011 07:57	B3 Breakout ES: Buy	1054.75			@ES	B3 Breakout ES
	LExit	9/27/2011 13:48	Stop Loss	1047.75	1	($380.00)		
1769	Buy	9/22/2011 15:00	ES Mom 384: Buy	997.50			@ES	F1 Momentum ES
	LExit	9/30/2011 15:00	Profit Target	1005.00	1	$345.00		
1770	Buy	9/23/2011 08:00	P2 PushPull: Buy	113.94			@TY	P2 Momentum TY
	LExit	10/7/2011 08:00	Stop Loss	111.63	1	($2,347.50)		
1771	Sell	10/7/2011 07:36	GS1: Gap SHORT	1039.25			@ES	GS1 Gap Short ES
	SExit	10/7/2011 10:24	Profit Target	1025.25	1	$670.00		
1772	Buy	10/10/2011 07:57	B3 Breakout ES: Buy	1051.00			@ES	B3 Breakout ES
	LExit	10/10/2011 14:06	B3 Breakout ES: CL	1068.00	1	$820.00		
1773	Sell	10/12/2011 07:36	GS1: Gap SHORT	1076.00			@ES	GS1 Gap Short ES
	SExit	10/12/2011 10:56	Stop Loss	1087.75	1	($617.50)		
1774	Buy	10/12/2011 07:57	B3 Breakout ES: Buy	1076.00			@ES	B3 Breakout ES
	LExit	10/12/2011 14:06	B3 Breakout ES: CL	1079.25	1	$132.50		
1775	Buy	10/14/2011 07:57	B3 Breakout ES: Buy	1093.50			@ES	B3 Breakout ES
	LExit	10/14/2011 08:33	Stop Loss	1086.50	1	($380.00)		
1776	Buy	10/14/2011 15:00	ES Mom 384: Buy	1092.00			@ES	F1 Momentum ES
	LExit	10/14/2011 15:00	Profit Target	1096.00	1	$170.00		
1777	Buy	10/14/2011 15:00	G1: Geronimo: Buy	1091.75			@ES	G1 Geronimo ES
	LExit	10/14/2011 15:00	Profit Target	1095.75	1	$170.00		
1778	Buy	10/17/2011 15:00	ES Mom 384: Buy	1072.25			@ES	F1 Momentum ES
	LExit	10/17/2011 15:00	Profit Target	1076.25	1	$170.00		
1779	Buy	10/18/2011 15:00	ES Mom 384: Buy	1102.75			@ES	F1 Momentum ES
	LExit	10/19/2011 13:54	Stop Loss	1085.75	1	($880.00)		
1780	Sell	10/21/2011 07:36	GS1: Gap SHORT	1101.75			@ES	GS1 Gap Short ES
	SExit	10/21/2011 08:22	Stop Loss	1111.50	1	($517.50)		
1781	Buy	10/19/2011 15:00	ES Mom 384: Buy	1082.00			@ES	F1 Momentum ES
	LExit	10/21/2011 13:54	Profit Target	1102.25	1	$982.50		
1782	Buy	10/21/2011 07:57	B3 Breakout ES: Buy	1104.50			@ES	B3 Breakout ES
	LExit	10/21/2011 14:06	B3 Breakout ES: CL	1111.00	1	$295.00		
1783	Buy	10/21/2011 15:00	G1: Geronimo: Buy	1107.50			@ES	G1 Geronimo ES
	LExit	10/21/2011 15:00	Profit Target	1111.50	1	$170.00		
1784	Buy	10/24/2011 07:57	B3 Breakout ES: Buy	1118.75			@ES	B3 Breakout ES
	LExit	10/24/2011 14:06	B3 Breakout ES: CL	1126.50	1	$357.50		

1785	Buy	10/21/2011 15:00	ES Mom 384: Buy	1109.25			@ES	F1 Momentum ES
	LExit	10/25/2011 13:54	Profit Target	1120.00	1	$507.50		
1786	Buy	10/25/2011 15:00	G1: Geronimo: Buy	1101.25			@ES	G1 Geronimo ES
	LExit	10/26/2011 13:52	Profit Target	1114.50	1	$632.50		
1787	Buy	10/25/2011 15:00	ES Mom 384: Buy	1102.50			@ES	F1 Momentum ES
	LExit	10/26/2011 13:54	Profit Target	1114.50	1	$570.00		
1788	Buy	10/26/2011 15:00	ES Mom 384: Buy	1114.00			@ES	F1 Momentum ES
	LExit	10/26/2011 15:00	Profit Target	1118.00	1	$170.00		
1789	Buy	10/26/2011 15:00	G1: Geronimo: Buy	1113.75			@ES	G1 Geronimo ES
	LExit	10/26/2011 15:00	Profit Target	1117.75	1	$170.00		
1790	Buy	10/27/2011 07:57	B3 Breakout ES: Buy	1144.50			@ES	B3 Breakout ES
	LExit	10/27/2011 08:42	Stop Loss	1137.50	1	($380.00)		
1791	Buy	10/27/2011 15:00	ES Mom 384: Buy	1154.50			@ES	F1 Momentum ES
	LExit	10/31/2011 13:54	Stop Loss	1137.50	1	($880.00)		
1792	Buy	10/31/2011 15:00	G1: Geronimo: Buy	1130.25			@ES	G1 Geronimo ES
	LExit	11/1/2011 13:52	Stop Loss	1091.50	1	($1,967.50)		
1793	Buy	10/31/2011 15:00	ES Mom 384: Buy	1131.75			@ES	F1 Momentum ES
	LExit	11/1/2011 13:54	Stop Loss	1091.50	1	($2,042.50)		
1794	Buy	11/3/2011 07:57	B3 Breakout ES: Buy	1121.25			@ES	B3 Breakout ES
	LExit	11/3/2011 07:57	Stop Loss	1114.25	1	($380.00)		
1795	Buy	11/1/2011 15:00	ES Mom 384: Buy	1089.25			@ES	F1 Momentum ES
	LExit	11/3/2011 15:00	Profit Target	1135.75	1	$2,295.00		
1796	Buy	11/3/2011 15:00	G1: Geronimo: Buy	1135.50			@ES	G1 Geronimo ES
	LExit	11/4/2011 13:52	Stop Loss	1118.50	1	($880.00)		
1797	Buy	11/3/2011 15:00	ES Mom 384: Buy	1135.75			@ES	F1 Momentum ES
	LExit	11/4/2011 13:54	Stop Loss	1118.75	1	($880.00)		
1798	Buy	11/4/2011 15:00	ES Mom 384: Buy	1124.25			@ES	F1 Momentum ES
	LExit	11/4/2011 15:00	Profit Target	1128.25	1	$170.00		
1799	Buy	11/4/2011 15:00	G1: Geronimo: Buy	1122.50			@ES	G1 Geronimo ES
	LExit	11/4/2011 15:00	Profit Target	1126.50	1	$170.00		
1800	Buy	11/8/2011 12:00	P2 PushPull: Buy	112.78			@TY	P2 Momentum TY
	LExit	11/9/2011 08:00	P2 PushPull: Sell	113.34	1	$527.50		
1801	Buy	11/7/2011 15:00	G1: Geronimo: Buy	1133.50			@ES	G1 Geronimo ES
	LExit	11/9/2011 13:52	Stop Loss	1116.50	1	($880.00)		
1802	Buy	11/7/2011 15:00	ES Mom 384: Buy	1134.50			@ES	F1 Momentum ES
	LExit	11/9/2011 13:54	Stop Loss	1117.50	1	($880.00)		
1803	Buy	11/9/2011 15:00	ES Mom 384: Buy	1102.50			@ES	F1 Momentum ES
	LExit	11/9/2011 15:00	Profit Target	1106.50	1	$170.00		
1804	Buy	11/9/2011 15:00	G1: Geronimo: Buy	1101.75			@ES	G1 Geronimo ES
	LExit	11/9/2011 15:00	Profit Target	1105.75	1	$170.00		
1805	Buy	11/10/2011	ES Mom 384:	1115.75			@ES	F1 Momentum ES

1805	Buy	15:00	Buy	1113.75			@ES	F1 Momentum ES
	LExit	11/11/2011 13:54	Profit Target	1129.50	1	$657.50		
1806	Buy	11/11/2011 07:57	B3 Breakout ES: Buy	1132.25			@ES	B3 Breakout ES
	LExit	11/11/2011 14:06	B3 Breakout ES: CL	1137.00	1	$207.50		
1807	Buy	11/11/2011 15:00	G1: Geronimo: Buy	1138.00			@ES	G1 Geronimo ES
	LExit	11/14/2011 13:52	Stop Loss	1121.00	1	($880.00)		
1808	Buy	11/11/2011 15:00	ES Mom 384: Buy	1138.25			@ES	F1 Momentum ES
	LExit	11/14/2011 13:54	Stop Loss	1121.25	1	($880.00)		
1809	Buy	11/14/2011 15:00	G1: Geronimo: Buy	1125.50			@ES	G1 Geronimo ES
	LExit	11/14/2011 15:00	Profit Target	1129.50	1	$170.00		
1810	Buy	11/14/2011 15:00	ES Mom 384: Buy	1126.50			@ES	F1 Momentum ES
	LExit	11/15/2011 13:54	Profit Target	1130.50	1	$170.00		
1811	Buy	11/15/2011 15:00	G1: Geronimo: Buy	1135.25			@ES	G1 Geronimo ES
	LExit	11/16/2011 13:52	Stop Loss	1118.25	1	($880.00)		
1812	Buy	11/15/2011 15:00	ES Mom 384: Buy	1135.75			@ES	F1 Momentum ES
	LExit	11/16/2011 13:54	Stop Loss	1118.75	1	($880.00)		
1813	Buy	11/16/2011 15:00	ES Mom 384: Buy	1111.50			@ES	F1 Momentum ES
	LExit	11/17/2011 13:54	Stop Loss	1094.50	1	($880.00)		
1814	Buy	11/17/2011 15:00	ES Mom 384: Buy	1087.25			@ES	F1 Momentum ES
	LExit	11/17/2011 15:00	Profit Target	1091.25	1	$170.00		
1815	Buy	11/17/2011 15:00	G1: Geronimo: Buy	1085.25			@ES	G1 Geronimo ES
	LExit	11/17/2011 15:00	Profit Target	1089.25	1	$170.00		
1816	Sell	11/21/2011 07:57	S3 Breakdown ES: S	1069.25			@ES	S3 Breakdown SHORT ES
	SExit	11/21/2011 14:06	S3 Breakdown ES: CL	1066.50	1	$107.50		
1817	Sell	11/23/2011 07:57	S3 Breakdown ES: S	1048.50			@ES	S3 Breakdown SHORT ES
	SExit	11/23/2011 14:06	S3 Breakdown ES: CL	1037.25	1	$532.50		
1818	Buy	11/28/2011 07:57	B3 Breakout ES: Buy	1068.00			@ES	B3 Breakout ES
	LExit	11/28/2011 13:12	Stop Loss	1061.00	1	($380.00)		
1819	Buy	11/30/2011 07:57	B3 Breakout ES: Buy	1110.25			@ES	B3 Breakout ES
	LExit	11/30/2011 14:06	B3 Breakout ES: CL	1121.50	1	$532.50		
1820	Buy	12/2/2011 07:57	B3 Breakout ES: Buy	1130.75			@ES	B3 Breakout ES
	LExit	12/2/2011 09:54	Stop Loss	1123.75	1	($380.00)		
1821	Buy	12/5/2011 07:57	B3 Breakout ES: Buy	1136.50			@ES	B3 Breakout ES
	LExit	12/5/2011 12:09	Stop Loss	1129.50	1	($380.00)		
1822	Buy	12/7/2011 15:00	G1: Geronimo: Buy	1140.25			@ES	G1 Geronimo ES
	LExit	12/8/2011 13:52	Stop Loss	1123.25	1	($880.00)		
1823	Buy	12/7/2011 15:00	ES Mom 384: Buy	1141.50			@ES	F1 Momentum ES

	LExit	12/8/2011 13:54	Stop Loss	1124.50	1	($880.00)		
1824	Buy	12/8/2011 15:00	G1: Geronimo: Buy	1110.75			@ES	G1 Geronimo ES
	LExit	12/9/2011 13:52	Profit Target	1116.25	1	$245.00		
1825	Buy	12/8/2011 15:00	ES Mom 384: Buy	1110.50			@ES	F1 Momentum ES
	LExit	12/9/2011 13:54	Profit Target	1116.25	1	$257.50		
1826	Sell	12/12/2011 07:57	S3 Breakdown ES: S	1115.75			@ES	S3 Breakdown SHORT ES
	SExit	12/12/2011 14:06	S3 Breakdown ES: CL	1112.75	1	$120.00		
1827	Buy	12/13/2011 07:57	B3 Breakout ES: Buy	1123.75			@ES	B3 Breakout ES
	LExit	12/13/2011 08:51	Stop Loss	1116.75	1	($380.00)		
1828	Buy	12/15/2011 15:00	G1: Geronimo: Buy	1091.50			@ES	G1 Geronimo ES
	LExit	12/16/2011 13:52	Profit Target	1100.25	1	$407.50		
1829	Buy	12/15/2011 15:00	ES Mom 384: Buy	1092.00			@ES	F1 Momentum ES
	LExit	12/16/2011 13:54	Profit Target	1100.25	1	$382.50		
1830	Buy	12/16/2011 15:00	G1: Geronimo: Buy	1094.75			@ES	G1 Geronimo ES
	LExit	12/19/2011 13:52	Profit Target	1098.75	1	$170.00		
1831	Buy	12/16/2011 15:00	ES Mom 384: Buy	1094.25			@ES	F1 Momentum ES
	LExit	12/19/2011 13:54	Profit Target	1098.25	1	$170.00		
1832	Buy	12/19/2011 15:00	ES Mom 384: Buy	1078.75			@ES	F1 Momentum ES
	LExit	12/19/2011 15:00	Profit Target	1082.75	1	$170.00		
1833	Buy	12/19/2011 15:00	G1: Geronimo: Buy	1078.75			@ES	G1 Geronimo ES
	LExit	12/19/2011 15:00	Profit Target	1082.75	1	$170.00		
1834	Buy	12/20/2011 07:57	B3 Breakout ES: Buy	1106.75			@ES	B3 Breakout ES
	LExit	12/20/2011 14:06	B3 Breakout ES: CL	1117.75	1	$520.00		
1835	Buy	12/20/2011 15:00	G1: Geronimo: Buy	1118.25			@ES	G1 Geronimo ES
	LExit	12/22/2011 13:52	Profit Target	1124.25	1	$270.00		
1836	Buy	12/20/2011 15:00	ES Mom 384: Buy	1118.25			@ES	F1 Momentum ES
	LExit	12/22/2011 13:54	Profit Target	1124.25	1	$270.00		
1837	Sell	12/22/2011 07:36	GS1: Gap SHORT	1122.00			@ES	GS1 Gap Short ES
	SExit	12/22/2011 14:00	GS1: Close	1131.25	1	($492.50)		
1838	Buy	12/22/2011 15:00	G1: Geronimo: Buy	1130.75			@ES	G1 Geronimo ES
	LExit	12/23/2011 13:52	Profit Target	1135.25	1	$195.00		
1839	Buy	12/22/2011 15:00	ES Mom 384: Buy	1131.25			@ES	F1 Momentum ES
	LExit	12/23/2011 13:54	Profit Target	1135.25	1	$170.00		
1840	Buy	12/23/2011 15:00	G1: Geronimo: Buy	1140.00			@ES	G1 Geronimo ES
	LExit	12/27/2011 13:52	Profit Target	1144.00	1	$170.00		
1841	Buy	12/23/2011 15:00	ES Mom 384: Buy	1140.25			@ES	F1 Momentum ES
	LExit	12/27/2011	Profit Target	1144.25	1	$170.00		

	LExit	13:54	Profit Target	1144.25	1	$170.00		
1842	Buy	12/27/2011 15:00	G1: Geronimo: Buy	1143.50			@ES	G1 Geronimo ES
	LExit	12/28/2011 13:52	Stop Loss	1126.50	1	($880.00)		
1843	Buy	12/27/2011 15:00	ES Mom 384: Buy	1143.50			@ES	F1 Momentum ES
	LExit	12/28/2011 13:54	Stop Loss	1126.50	1	($880.00)		
1844	Buy	12/28/2011 15:00	G1: Geronimo: Buy	1127.25			@ES	G1 Geronimo ES
	LExit	12/29/2011 13:52	Profit Target	1131.25	1	$170.00		
1845	Buy	12/28/2011 15:00	ES Mom 384: Buy	1127.50			@ES	F1 Momentum ES
	LExit	12/29/2011 13:54	Profit Target	1131.50	1	$170.00		
1846	Buy	12/29/2011 15:00	G1: Geronimo: Buy	1139.75			@ES	G1 Geronimo ES
	LExit	1/3/2012 13:52	Profit Target	1156.00	1	$782.50		
1847	Buy	12/29/2011 15:00	ES Mom 384: Buy	1139.75			@ES	F1 Momentum ES
	LExit	1/3/2012 13:54	Profit Target	1156.00	1	$782.50		
1848	Buy	1/3/2012 07:57	B3 Breakout ES: Buy	1157.25			@ES	B3 Breakout ES
	LExit	1/3/2012 14:06	B3 Breakout ES: CL	1154.75	1	($155.00)		
1849	Buy	1/3/2012 15:00	ES Mom 384: Buy	1156.50			@ES	F1 Momentum ES
	LExit	1/5/2012 13:54	Profit Target	1160.50	1	$170.00		
1850	Buy	1/9/2012 15:00	G1: Geronimo: Buy	1158.50			@ES	G1 Geronimo ES
	LExit	1/10/2012 13:52	Profit Target	1172.00	1	$645.00		
1851	Buy	1/5/2012 15:00	ES Mom 384: Buy	1158.25			@ES	F1 Momentum ES
	LExit	1/10/2012 13:54	Profit Target	1172.00	1	$657.50		
1852	Buy	1/10/2012 07:57	B3 Breakout ES: Buy	1170.50			@ES	B3 Breakout ES
	LExit	1/10/2012 14:06	B3 Breakout ES: CL	1168.50	1	($130.00)		
1853	Buy	1/11/2012 15:00	G1: Geronimo: Buy	1170.75			@ES	G1 Geronimo ES
	LExit	1/12/2012 13:52	Profit Target	1174.75	1	$170.00		
1854	Buy	1/10/2012 15:00	ES Mom 384: Buy	1169.75			@ES	F1 Momentum ES
	LExit	1/12/2012 13:54	Profit Target	1174.00	1	$182.50		
1855	Buy	1/12/2012 15:00	G1: Geronimo: Buy	1174.50			@ES	G1 Geronimo ES
	LExit	1/13/2012 13:52	Stop Loss	1157.50	1	($880.00)		
1856	Buy	1/12/2012 15:00	ES Mom 384: Buy	1174.50			@ES	F1 Momentum ES
	LExit	1/13/2012 13:54	Stop Loss	1157.50	1	($880.00)		
1857	Buy	1/17/2012 07:57	B3 Breakout ES: Buy	1180.75			@ES	B3 Breakout ES
	LExit	1/17/2012 12:36	Stop Loss	1173.75	1	($380.00)		
1858	Buy	1/13/2012 15:00	ES Mom 384: Buy	1165.75			@ES	F1 Momentum ES
	LExit	1/17/2012 13:54	Profit Target	1179.00	1	$632.50		
1859	Buy	1/17/2012 13:52	G1: Geronimo: Buy	1179.00			@ES	G1 Geronimo ES
	LExit	1/19/2012 13:52	Profit Target	1190.25	1	$532.50		
1860	Buy	1/17/2012 13:54	ES Mom 384: Buy	1179.00			@ES	F1 Momentum ES
	LExit	1/19/2012 13:54	Profit Target	1190.25	1	$532.50		
1861	Buy	1/19/2012 07:57	B3 Breakout ES: Buy	1189.25			@ES	B3 Breakout ES
	LExit	1/19/2012 14:06	B3 Breakout ES: CL	1191.00	1	$57.50		

1862	Buy	1/23/2012 07:57	B3 Breakout ES: Buy	1197.25			@ES	B3 Breakout ES
	LExit	1/23/2012 10:03	Stop Loss	1190.25	1	($380.00)		
1863	Buy	1/19/2012 15:00	ES Mom 384: Buy	1191.00			@ES	F1 Momentum ES
	LExit	1/23/2012 13:54	Profit Target	1195.00	1	$170.00		
1864	Buy	1/24/2012 15:00	G1: Geronimo: Buy	1192.25			@ES	G1 Geronimo ES
	LExit	1/24/2012 15:00	Profit Target	1196.25	1	$170.00		
1865	Buy	1/23/2012 15:00	ES Mom 384: Buy	1195.50			@ES	F1 Momentum ES
	LExit	1/25/2012 13:54	Profit Target	1199.50	1	$170.00		
1866	Sell	1/26/2012 07:36	GS1: Gap SHORT	1207.50			@ES	GS1 Gap Short ES
	SExit	1/26/2012 13:22	Profit Target	1193.50	1	$670.00		
1867	Buy	1/25/2012 15:00	ES Mom 384: Buy	1205.25			@ES	F1 Momentum ES
	LExit	1/30/2012 13:54	Stop Loss	1183.25	1	($1,130.00)		
1868	Buy	2/1/2012 07:57	B3 Breakout ES: Buy	1200.50			@ES	B3 Breakout ES
	LExit	2/1/2012 14:06	B3 Breakout ES: CL	1202.25	1	$57.50		
1869	Buy	1/30/2012 15:00	ES Mom 384: Buy	1191.00			@ES	F1 Momentum ES
	LExit	2/2/2012 15:00	Profit Target	1204.00	1	$620.00		
1870	Buy	2/2/2012 15:00	G1: Geronimo: Buy	1204.75			@ES	G1 Geronimo ES
	LExit	2/3/2012 13:52	Profit Target	1218.25	1	$645.00		
1871	Buy	2/2/2012 15:00	ES Mom 384: Buy	1204.00			@ES	F1 Momentum ES
	LExit	2/3/2012 13:54	Profit Target	1218.25	1	$682.50		
1872	Buy	2/3/2012 07:57	B3 Breakout ES: Buy	1216.00			@ES	B3 Breakout ES
	LExit	2/3/2012 14:06	B3 Breakout ES: CL	1223.75	1	$357.50		
1873	Buy	2/3/2012 15:00	G1: Geronimo: Buy	1223.00			@ES	G1 Geronimo ES
	LExit	2/7/2012 13:52	Profit Target	1227.00	1	$170.00		
1874	Buy	2/3/2012 15:00	ES Mom 384: Buy	1223.00			@ES	F1 Momentum ES
	LExit	2/7/2012 13:54	Profit Target	1227.00	1	$170.00		
1875	Buy	2/7/2012 15:00	G1: Geronimo: Buy	1226.75			@ES	G1 Geronimo ES
	LExit	2/9/2012 13:52	Profit Target	1231.75	1	$220.00		
1876	Buy	2/7/2012 15:00	ES Mom 384: Buy	1226.50			@ES	F1 Momentum ES
	LExit	2/9/2012 13:54	Profit Target	1231.75	1	$232.50		
1877	Buy	2/13/2012 07:57	B3 Breakout ES: Buy	1229.00			@ES	B3 Breakout ES
	LExit	2/13/2012 14:06	B3 Breakout ES: CL	1230.75	1	$57.50		
1878	Sell	2/17/2012 07:36	GS1: Gap SHORT	1242.25			@ES	GS1 Gap Short ES
	SExit	2/17/2012 14:00	GS1: Close	1242.00	1	($17.50)		
1879	Buy	2/17/2012 07:57	B3 Breakout ES: Buy	1242.25			@ES	B3 Breakout ES
	LExit	2/17/2012 14:06	B3 Breakout ES: CL	1242.00	1	($42.50)		
1880	Buy	2/9/2012 15:00	G1: Geronimo: Buy	1230.75			@ES	G1 Geronimo ES
	LExit	2/20/2012 13:52	Profit Target	1247.00	1	$782.50		
1881	Buy	2/9/2012 15:00	ES Mom 384: Buy	1231.75			@ES	F1 Momentum ES
	LExit	2/20/2012 13:54	Profit Target	1247.00	1	$732.50		
1882	Buy	2/20/2012 07:57	B3 Breakout ES: Buy	1247.50			@ES	B3 Breakout ES
	LExit	2/21/2012 12:45	Stop Loss	1240.50	1	($380.00)		
1883	Buy	2/21/2012 13:52	G1: Geronimo:	1245.00			@ES	G1 Geronimo ES

			Buy					
	LExit	2/24/2012 13:52	Profit Target	1249.00	1	$170.00		
1884	Buy	2/21/2012 13:54	ES Mom 384: Buy	1245.00			@ES	F1 Momentum ES
	LExit	2/24/2012 13:54	Profit Target	1249.00	1	$170.00		
1885	Buy	2/24/2012 15:00	G1: Geronimo: Buy	1245.50			@ES	G1 Geronimo ES
	LExit	2/27/2012 13:52	Profit Target	1249.50	1	$170.00		
1886	Buy	2/24/2012 15:00	ES Mom 384: Buy	1245.75			@ES	F1 Momentum ES
	LExit	2/27/2012 13:54	Profit Target	1249.75	1	$170.00		
1887	Buy	2/27/2012 15:00	G1: Geronimo: Buy	1250.00			@ES	G1 Geronimo ES
	LExit	2/28/2012 13:52	Profit Target	1254.00	1	$170.00		
1888	Buy	2/27/2012 15:00	ES Mom 384: Buy	1250.25			@ES	F1 Momentum ES
	LExit	2/28/2012 13:54	Profit Target	1254.25	1	$170.00		
1889	Buy	2/29/2012 07:57	B3 Breakout ES: Buy	1258.00			@ES	B3 Breakout ES
	LExit	2/29/2012 08:51	Stop Loss	1251.00	1	($380.00)		
1890	Buy	2/28/2012 15:00	ES Mom 384: Buy	1253.50			@ES	F1 Momentum ES
	LExit	2/29/2012 13:54	Profit Target	1257.50	1	$170.00		
1891	Buy	2/29/2012 15:00	ES Mom 384: Buy	1247.25			@ES	F1 Momentum ES
	LExit	3/6/2012 13:54	Stop Loss	1230.25	1	($880.00)		
1892	Buy	3/7/2012 07:57	B3 Breakout ES: Buy	1228.50			@ES	B3 Breakout ES
	LExit	3/7/2012 14:06	B3 Breakout ES: CL	1234.00	1	$245.00		
1893	Buy	3/8/2012 07:57	B3 Breakout ES: Buy	1244.00			@ES	B3 Breakout ES
	LExit	3/8/2012 14:06	B3 Breakout ES: CL	1247.50	1	$145.00		
1894	Buy	3/6/2012 15:00	ES Mom 384: Buy	1225.25			@ES	F1 Momentum ES
	LExit	3/9/2012 13:54	Profit Target	1250.50	1	$1,232.50		
1895	Buy	3/9/2012 15:00	ES Mom 384: Buy	1251.75			@ES	F1 Momentum ES
	LExit	3/9/2012 15:00	Profit Target	1255.75	1	$170.00		
1896	Buy	3/9/2012 15:00	G1: Geronimo: Buy	1252.50			@ES	G1 Geronimo ES
	LExit	3/13/2012 13:52	Profit Target	1260.75	1	$382.50		
1897	Buy	3/12/2012 15:00	ES Mom 384: Buy	1252.75			@ES	F1 Momentum ES
	LExit	3/13/2012 13:54	Profit Target	1260.75	1	$370.00		
1898	Buy	3/13/2012 07:57	B3 Breakout ES: Buy	1259.50			@ES	B3 Breakout ES
	LExit	3/13/2012 14:06	B3 Breakout ES: CL	1279.25	1	$957.50		
1899	Buy	3/13/2012 15:00	ES Mom 384: Buy	1279.00			@ES	F1 Momentum ES
	LExit	3/15/2012 13:54	Profit Target	1283.00	1	$170.00		
1900	Buy	3/15/2012 15:00	G1: Geronimo: Buy	1284.00			@ES	G1 Geronimo ES
	LExit	3/16/2012 13:52	Profit Target	1288.00	1	$170.00		
1901	Buy	3/15/2012 15:00	ES Mom 384: Buy	1283.50			@ES	F1 Momentum ES
	LExit	3/16/2012 13:54	Profit Target	1287.50	1	$170.00		
1902	Buy	3/16/2012 15:00	G1: Geronimo: Buy	1286.50			@ES	G1 Geronimo ES
	LExit	3/19/2012 13:52	Profit Target	1290.50	1	$170.00		
1903	Buy	3/16/2012 15:00	ES Mom 384: Buy	1286.25			@ES	F1 Momentum ES
	LExit	3/19/2012 13:54	Profit Target	1290.25	1	$170.00		
1904	Buy	3/19/2012 15:00	G1: Geronimo: Buy	1292.00			@ES	G1 Geronimo ES
	LExit	3/22/2012 13:52	Stop Loss	1275.00	1	($880.00)		

1905	Buy	3/19/2012 15:00	ES Mom 384: Buy	1291.50			@ES	F1 Momentum ES
	LExit	3/22/2012 13:54	Stop Loss	1274.50	1	($880.00)		
1906	Buy	3/26/2012 07:57	B3 Breakout ES: Buy	1291.00			@ES	B3 Breakout ES
	LExit	3/26/2012 14:06	B3 Breakout ES: CL	1302.75	1	$557.50		
1907	Buy	3/22/2012 15:00	G1: Geronimo: Buy	1276.25			@ES	G1 Geronimo ES
	LExit	4/2/2012 13:52	Profit Target	1290.00	1	$657.50		
1908	Buy	3/22/2012 15:00	ES Mom 384: Buy	1276.25			@ES	F1 Momentum ES
	LExit	4/2/2012 13:54	Profit Target	1290.00	1	$657.50		
1909	Buy	4/2/2012 15:00	ES Mom 384: Buy	1302.75			@ES	F1 Momentum ES
	LExit	4/4/2012 13:54	Stop Loss	1285.25	1	($905.00)		
1910	Buy	11/9/2011 10:00	P2 PushPull: Buy	113.22			@TY	P2 Momentum TY
	LExit	4/6/2012 08:00	P2 PushPull: Sell	114.25	1	$996.25		
1911	Buy	4/4/2012 15:00	ES Mom 384: Buy	1283.50			@ES	F1 Momentum ES
	LExit	4/9/2012 13:54	Stop Loss	1263.50	1	($1,030.00)		
1912	Sell	4/9/2012 07:57	S3 Breakdown ES: S	1263.75			@ES	S3 Breakdown SHORT ES
	SExit	4/9/2012 14:06	S3 Breakdown ES: CL	1264.25	1	($55.00)		
1913	Buy	4/9/2012 15:00	G1: Geronimo: Buy	1267.75			@ES	G1 Geronimo ES
	LExit	4/10/2012 13:52	Stop Loss	1250.75	1	($880.00)		
1914	Buy	4/9/2012 15:00	ES Mom 384: Buy	1267.25			@ES	F1 Momentum ES
	LExit	4/10/2012 13:54	Stop Loss	1250.25	1	($880.00)		
1915	Buy	4/11/2012 07:57	B3 Breakout ES: Buy	1255.50			@ES	B3 Breakout ES
	LExit	4/11/2012 14:06	B3 Breakout ES: CL	1252.50	1	($180.00)		
1916	Sell	4/23/2012 07:57	S3 Breakdown ES: S	1247.25			@ES	S3 Breakdown SHORT ES
	SExit	4/23/2012 14:06	S3 Breakdown ES: CL	1251.75	1	($255.00)		
1917	Buy	4/25/2012 07:57	B3 Breakout ES: Buy	1272.75			@ES	B3 Breakout ES
	LExit	4/25/2012 14:06	B3 Breakout ES: CL	1275.00	1	$82.50		
1918	Sell	4/30/2012 07:57	S3 Breakdown ES: S	1281.75			@ES	S3 Breakdown SHORT ES
	SExit	4/30/2012 14:06	S3 Breakdown ES: CL	1281.00	1	$7.50		
1919	Buy	5/3/2012 15:00	G1: Geronimo: Buy	1276.00			@ES	G1 Geronimo ES
	LExit	5/4/2012 13:52	Stop Loss	1259.00	1	($880.00)		
1920	Buy	5/2/2012 15:00	ES Mom 384: Buy	1285.75			@ES	F1 Momentum ES
	LExit	5/4/2012 13:54	Stop Loss	1268.00	1	($917.50)		
1921	Buy	5/4/2012 15:00	ES Mom 384: Buy	1255.75			@ES	F1 Momentum ES
	LExit	5/8/2012 13:54	Stop Loss	1238.75	1	($880.00)		
1922	Sell	5/14/2012 07:57	S3 Breakdown ES: S	1223.25			@ES	S3 Breakdown SHORT ES
	SExit	5/14/2012 14:06	S3 Breakdown ES: CL	1223.75	1	($55.00)		
1923	Buy	5/28/2012 07:57	B3 Breakout ES: Buy	1212.00			@ES	B3 Breakout ES
	LExit	5/29/2012 14:06	B3 Breakout ES: CL	1221.00	1	$420.00		
1924	Buy	4/11/2012 12:00	P2 PushPull: Buy	114.88			@TY	P2 Momentum TY
	LExit	5/30/2012 10:00	P2 PushPull:	118.16	1	$3,246.25		

	LExit	5/30/2012 10:00	Sell	118.10	1	$3,240.25		
1925	Buy	5/31/2012 12:00	P2 PushPull: Buy	118.52			@TY	P2 Momentum TY
	LExit	6/1/2012 08:00	P2 PushPull: Sell	119.38	1	$824.38		
1926	Sell	6/1/2012 07:57	S3 Breakdown ES: S	1175.75			@ES	S3 Breakdown SHORT ES
	SExit	6/1/2012 14:06	S3 Breakdown ES: CL	1163.25	1	$595.00		
1927	Buy	6/6/2012 07:57	B3 Breakout ES: Buy	1188.00			@ES	B3 Breakout ES
	LExit	6/6/2012 14:06	B3 Breakout ES: CL	1203.00	1	$720.00		
1928	Buy	6/7/2012 07:57	B3 Breakout ES: Buy	1215.00			@ES	B3 Breakout ES
	LExit	6/7/2012 08:24	Stop Loss	1208.00	1	($380.00)		
1929	Sell	6/11/2012 07:36	GS1: Gap SHORT	1220.25			@ES	GS1 Gap Short ES
	SExit	6/11/2012 12:04	Profit Target	1206.25	1	$670.00		
1930	Buy	6/13/2012 15:00	ES Mom 384: Buy	1200.50			@ES	F1 Momentum ES
	LExit	6/14/2012 15:00	Profit Target	1218.00	1	$845.00		
1931	Buy	6/14/2012 15:00	ES Mom 384: Buy	1218.00			@ES	F1 Momentum ES
	LExit	6/14/2012 15:00	Profit Target	1222.00	1	$170.00		
1932	Buy	6/14/2012 15:00	G1: Geronimo: Buy	1217.75			@ES	G1 Geronimo ES
	LExit	6/14/2012 15:00	Profit Target	1221.75	1	$170.00		
1933	Buy	6/15/2012 15:00	G1: Geronimo: Buy	1230.00			@ES	G1 Geronimo ES
	LExit	6/18/2012 13:52	Profit Target	1234.00	1	$170.00		
1934	Buy	6/15/2012 15:00	ES Mom 384: Buy	1230.00			@ES	F1 Momentum ES
	LExit	6/18/2012 13:54	Profit Target	1234.00	1	$170.00		
1935	Buy	6/18/2012 15:00	ES Mom 384: Buy	1232.00			@ES	F1 Momentum ES
	LExit	6/18/2012 15:00	Profit Target	1236.00	1	$170.00		
1936	Buy	6/18/2012 15:00	G1: Geronimo: Buy	1232.50			@ES	G1 Geronimo ES
	LExit	6/18/2012 15:00	Profit Target	1236.50	1	$170.00		
1937	Buy	6/19/2012 15:00	G1: Geronimo: Buy	1245.50			@ES	G1 Geronimo ES
	LExit	6/20/2012 13:52	Profit Target	1249.50	1	$170.00		
1938	Buy	6/19/2012 15:00	ES Mom 384: Buy	1245.25			@ES	F1 Momentum ES
	LExit	6/20/2012 13:54	Profit Target	1249.25	1	$170.00		
1939	Buy	6/20/2012 15:00	ES Mom 384: Buy	1241.25			@ES	F1 Momentum ES
	LExit	6/20/2012 15:00	Profit Target	1245.25	1	$170.00		
1940	Buy	6/20/2012 15:00	G1: Geronimo: Buy	1241.75			@ES	G1 Geronimo ES
	LExit	6/20/2012 15:00	Profit Target	1245.75	1	$170.00		
1941	Buy	6/21/2012 15:00	ES Mom 384: Buy	1213.00			@ES	F1 Momentum ES
	LExit	6/27/2012 13:54	Profit Target	1217.00	1	$170.00		
1942	Buy	6/27/2012 15:00	G1: Geronimo: Buy	1220.75			@ES	G1 Geronimo ES
	LExit	6/28/2012 13:52	Stop Loss	1203.75	1	($880.00)		
1943	Buy	6/27/2012 15:00	ES Mom 384: Buy	1219.50			@ES	F1 Momentum ES
	LExit	6/28/2012 13:54	Stop Loss	1202.50	1	($880.00)		
1944	Buy	6/28/2012 15:00	G1: Geronimo: Buy	1216.50			@ES	G1 Geronimo ES
	LExit	6/29/2012 13:52	Profit Target	1241.00	1	$1,195.00		
1945	Buy	6/28/2012 15:00	ES Mom 384: Buy	1216.75			@ES	F1 Momentum ES
	LExit	6/29/2012 13:54	Profit Target	1241.00	1	$1,182.50		
1946	Sell	6/29/2012 07:36	GS1: Gap	1239.50			@ES	GS1 Gap Short ES

1946	Sell	6/29/2012 07:56	SHORT	1259.50			@ES	G31 Gap Short ES
	SExit	6/29/2012 14:00	Stop Loss	1251.25	1	($617.50)		
1947	Buy	6/29/2012 07:57	B3 Breakout ES: Buy	1238.25			@ES	B3 Breakout ES
	LExit	6/29/2012 14:06	B3 Breakout ES: CL	1252.25	1	$670.00		
1948	Buy	7/2/2012 07:57	B3 Breakout ES: Buy	1255.25			@ES	B3 Breakout ES
	LExit	7/2/2012 08:06	Stop Loss	1248.25	1	($380.00)		
1949	Buy	6/29/2012 15:00	ES Mom 384: Buy	1249.50			@ES	F1 Momentum ES
	LExit	7/2/2012 15:00	Profit Target	1253.50	1	$170.00		
1950	Buy	7/3/2012 15:00	G1: Geronimo: Buy	1261.25			@ES	G1 Geronimo ES
	LExit	7/6/2012 13:52	Stop Loss	1243.50	1	($917.50)		
1951	Buy	7/3/2012 15:00	ES Mom 384: Buy	1261.25			@ES	F1 Momentum ES
	LExit	7/6/2012 13:54	Stop Loss	1243.50	1	($917.50)		
1952	Buy	7/10/2012 07:57	B3 Breakout ES: Buy	1249.25			@ES	B3 Breakout ES
	LExit	7/10/2012 08:24	Stop Loss	1242.25	1	($380.00)		
1953	Buy	7/6/2012 15:00	ES Mom 384: Buy	1245.00			@ES	F1 Momentum ES
	LExit	7/10/2012 13:54	Profit Target	1249.00	1	$170.00		
1954	Buy	7/10/2012 15:00	G1: Geronimo: Buy	1229.75			@ES	G1 Geronimo ES
	LExit	7/11/2012 13:52	Profit Target	1233.75	1	$170.00		
1955	Buy	7/10/2012 15:00	ES Mom 384: Buy	1230.75			@ES	F1 Momentum ES
	LExit	7/11/2012 13:54	Profit Target	1234.75	1	$170.00		
1956	Buy	7/11/2012 15:00	ES Mom 384: Buy	1233.50			@ES	F1 Momentum ES
	LExit	7/12/2012 13:54	Stop Loss	1216.50	1	($880.00)		
1957	Buy	7/13/2012 07:57	B3 Breakout ES: Buy	1236.00			@ES	B3 Breakout ES
	LExit	7/13/2012 14:06	B3 Breakout ES: CL	1246.00	1	$470.00		
1958	Sell	7/16/2012 07:57	S3 Breakdown ES: S	1240.50			@ES	S3 Breakdown SHORT ES
	SExit	7/16/2012 14:06	S3 Breakdown ES: CL	1243.25	1	($167.50)		
1959	Buy	7/12/2012 15:00	ES Mom 384: Buy	1225.25			@ES	F1 Momentum ES
	LExit	7/16/2012 15:00	Profit Target	1242.50	1	$832.50		
1960	Buy	7/17/2012 15:00	G1: Geronimo: Buy	1254.00			@ES	G1 Geronimo ES
	LExit	7/19/2012 13:52	Profit Target	1265.25	1	$532.50		
1961	Buy	7/17/2012 15:00	ES Mom 384: Buy	1253.25			@ES	F1 Momentum ES
	LExit	7/19/2012 13:54	Profit Target	1265.25	1	$570.00		
1962	Buy	7/19/2012 15:00	G1: Geronimo: Buy	1267.00			@ES	G1 Geronimo ES
	LExit	7/23/2012 13:52	Stop Loss	1233.25	1	($1,717.50)		
1963	Buy	7/19/2012 15:00	ES Mom 384: Buy	1265.75			@ES	F1 Momentum ES
	LExit	7/23/2012 13:54	Stop Loss	1233.25	1	($1,655.00)		
1964	Buy	7/23/2012 15:00	G1: Geronimo: Buy	1242.00			@ES	G1 Geronimo ES
	LExit	7/24/2012 13:52	Stop Loss	1225.00	1	($880.00)		
1965	Buy	7/23/2012 15:00	ES Mom 384: Buy	1241.50			@ES	F1 Momentum ES
	LExit	7/24/2012 13:54	Stop Loss	1224.50	1	($880.00)		
1966	Buy	7/26/2012 07:57	B3 Breakout ES: Buy	1248.25			@ES	B3 Breakout ES
	LExit	7/26/2012 10:12	Stop Loss	1241.25	1	($380.00)		
1967	Buy	7/27/2012 07:57	B3 Breakout ES: Buy	1256.00			@ES	B3 Breakout ES
	LExit	7/27/2012 14:06	B3 Breakout	1276.50	1	$995.00		

	LExit	7/27/2012 14:00	ES: CL	1270.50	1	$995.00		
1968	Buy	7/24/2012 15:00	ES Mom 384: Buy	1227.75			@ES	F1 Momentum ES
	LExit	7/31/2012 13:54	Profit Target	1274.00	1	$2,282.50		
1969	Buy	7/31/2012 15:00	G1: Geronimo: Buy	1271.00			@ES	G1 Geronimo ES
	LExit	8/1/2012 13:52	Profit Target	1275.75	1	$207.50		
1970	Buy	7/31/2012 15:00	ES Mom 384: Buy	1271.00			@ES	F1 Momentum ES
	LExit	8/1/2012 13:54	Profit Target	1275.75	1	$207.50		
1971	Buy	8/1/2012 15:00	G1: Geronimo: Buy	1268.50			@ES	G1 Geronimo ES
	LExit	8/2/2012 13:52	Stop Loss	1251.50	1	($880.00)		
1972	Buy	8/1/2012 15:00	ES Mom 384: Buy	1268.50			@ES	F1 Momentum ES
	LExit	8/2/2012 13:54	Stop Loss	1251.50	1	($880.00)		
1973	Buy	8/2/2012 15:00	G1: Geronimo: Buy	1254.50			@ES	G1 Geronimo ES
	LExit	8/3/2012 13:52	Profit Target	1274.25	1	$957.50		
1974	Buy	8/2/2012 15:00	ES Mom 384: Buy	1254.50			@ES	F1 Momentum ES
	LExit	8/3/2012 13:54	Profit Target	1274.25	1	$957.50		
1975	Buy	8/3/2012 07:57	B3 Breakout ES: Buy	1276.00			@ES	B3 Breakout ES
	LExit	8/3/2012 14:06	B3 Breakout ES: CL	1282.50	1	$295.00		
1976	Sell	8/6/2012 07:36	GS1: Gap SHORT	1284.75			@ES	GS1 Gap Short ES
	SExit	8/6/2012 14:00	GS1: Close	1285.00	1	($42.50)		
1977	Buy	8/6/2012 07:57	B3 Breakout ES: Buy	1288.75			@ES	B3 Breakout ES
	LExit	8/6/2012 14:06	B3 Breakout ES: CL	1285.50	1	($192.50)		
1978	Buy	8/3/2012 15:00	ES Mom 384: Buy	1280.50			@ES	F1 Momentum ES
	LExit	8/6/2012 15:00	Profit Target	1287.00	1	$295.00		
1979	Buy	8/6/2012 15:00	G1: Geronimo: Buy	1287.25			@ES	G1 Geronimo ES
	LExit	8/7/2012 13:52	Profit Target	1291.25	1	$170.00		
1980	Buy	8/6/2012 15:00	ES Mom 384: Buy	1287.00			@ES	F1 Momentum ES
	LExit	8/7/2012 13:54	Profit Target	1291.00	1	$170.00		
1981	Buy	8/7/2012 15:00	G1: Geronimo: Buy	1292.25			@ES	G1 Geronimo ES
	LExit	8/9/2012 13:52	Profit Target	1296.25	1	$170.00		
1982	Buy	8/7/2012 15:00	ES Mom 384: Buy	1292.25			@ES	F1 Momentum ES
	LExit	8/9/2012 13:54	Profit Target	1296.25	1	$170.00		
1983	Buy	8/9/2012 15:00	ES Mom 384: Buy	1293.50			@ES	F1 Momentum ES
	LExit	8/10/2012 13:54	Profit Target	1297.50	1	$170.00		
1984	Buy	8/9/2012 15:00	G1: Geronimo: Buy	1294.25			@ES	G1 Geronimo ES
	LExit	8/14/2012 13:52	Profit Target	1301.50	1	$332.50		
1985	Buy	8/10/2012 15:00	ES Mom 384: Buy	1297.00			@ES	F1 Momentum ES
	LExit	8/14/2012 13:54	Profit Target	1301.50	1	$195.00		
1986	Buy	8/14/2012 15:00	ES Mom 384: Buy	1293.25			@ES	F1 Momentum ES
	LExit	8/14/2012 15:00	Profit Target	1297.25	1	$170.00		
1987	Buy	8/14/2012 15:00	G1: Geronimo: Buy	1294.50			@ES	G1 Geronimo ES
	LExit	8/15/2012 15:00	Profit Target	1298.50	1	$170.00		
1988	Buy	8/15/2012 15:00	ES Mom 384: Buy	1298.25			@ES	F1 Momentum ES
	LExit	8/16/2012 13:54	Profit Target	1302.25	1	$170.00		
1989	Buy	8/21/2012 07:57	B3 Breakout ES: Buy	1314.50			@ES	B3 Breakout ES

	LExit	8/21/2012 11:51	Stop Loss	1307.50	1	($380.00)		
1990	Buy	8/16/2012 15:00	G1: Geronimo: Buy	1308.25			@ES	G1 Geronimo ES
	LExit	8/21/2012 13:52	Profit Target	1313.75	1	$245.00		
1991	Buy	8/16/2012 15:00	ES Mom 384: Buy	1307.25			@ES	F1 Momentum ES
	LExit	8/21/2012 13:54	Profit Target	1313.75	1	$295.00		
1992	Buy	8/31/2012 07:57	B3 Breakout ES: Buy	1302.25			@ES	B3 Breakout ES
	LExit	8/31/2012 08:15	Stop Loss	1295.25	1	($380.00)		
1993	Buy	8/29/2012 15:00	G1: Geronimo: Buy	1304.00			@ES	G1 Geronimo ES
	LExit	9/6/2012 13:52	Profit Target	1308.00	1	$170.00		
1994	Buy	8/21/2012 15:00	ES Mom 384: Buy	1305.00			@ES	F1 Momentum ES
	LExit	9/6/2012 13:54	Profit Target	1309.00	1	$170.00		
1995	Buy	9/6/2012 07:57	B3 Breakout ES: Buy	1311.50			@ES	B3 Breakout ES
	LExit	9/6/2012 14:06	B3 Breakout ES: CL	1325.25	1	$657.50		
1996	Buy	9/7/2012 07:57	B3 Breakout ES: Buy	1330.75			@ES	B3 Breakout ES
	LExit	9/7/2012 14:06	B3 Breakout ES: CL	1332.25	1	$45.00		
1997	Buy	9/6/2012 15:00	ES Mom 384: Buy	1324.75			@ES	F1 Momentum ES
	LExit	9/10/2012 13:54	Profit Target	1330.25	1	$245.00		
1998	Buy	9/10/2012 15:00	G1: Geronimo: Buy	1324.00			@ES	G1 Geronimo ES
	LExit	9/11/2012 13:52	Profit Target	1328.00	1	$170.00		
1999	Buy	9/10/2012 15:00	ES Mom 384: Buy	1323.75			@ES	F1 Momentum ES
	LExit	9/11/2012 13:54	Profit Target	1327.75	1	$170.00		
2000	Buy	9/11/2012 15:00	ES Mom 384: Buy	1328.25			@ES	F1 Momentum ES
	LExit	9/12/2012 13:54	Profit Target	1332.25	1	$170.00		
2001	Buy	9/12/2012 15:00	ES Mom 384: Buy	1330.00			@ES	F1 Momentum ES
	LExit	9/17/2012 13:54	Profit Target	1358.00	1	$1,370.00		
2002	Buy	9/17/2012 15:00	G1: Geronimo: Buy	1355.25			@ES	G1 Geronimo ES
	LExit	9/19/2012 13:52	Profit Target	1359.25	1	$170.00		
2003	Buy	9/17/2012 15:00	ES Mom 384: Buy	1355.25			@ES	F1 Momentum ES
	LExit	9/19/2012 13:54	Profit Target	1359.25	1	$170.00		
2004	Buy	9/19/2012 15:00	G1: Geronimo: Buy	1358.75			@ES	G1 Geronimo ES
	LExit	9/21/2012 13:52	Profit Target	1363.00	1	$182.50		
2005	Buy	9/19/2012 15:00	ES Mom 384: Buy	1358.00			@ES	F1 Momentum ES
	LExit	9/21/2012 13:54	Profit Target	1363.00	1	$220.00		
2006	Buy	9/21/2012 15:00	G1: Geronimo: Buy	1356.00			@ES	G1 Geronimo ES
	LExit	9/25/2012 13:52	Stop Loss	1339.00	1	($880.00)		
2007	Buy	9/21/2012 15:00	ES Mom 384: Buy	1355.75			@ES	F1 Momentum ES
	LExit	9/25/2012 13:54	Stop Loss	1338.75	1	($880.00)		
2008	Buy	10/1/2012 07:57	B3 Breakout ES: Buy	1344.25			@ES	B3 Breakout ES
	LExit	10/1/2012 13:21	Stop Loss	1337.25	1	($380.00)		
2009	Buy	9/25/2012 15:00	ES Mom 384: Buy	1339.25			@ES	F1 Momentum ES
	LExit	10/1/2012 13:54	Profit Target	1343.25	1	$170.00		
2010	Buy	10/1/2012 15:00	ES Mom 384: Buy	1337.75			@ES	F1 Momentum ES
	LExit	10/3/2012 15:00	Profit Target	1346.50	1	$407.50		
2011	Buy	10/3/2012 15:00	G1: Geronimo: Buy	1346.00			@ES	G1 Geronimo ES

	LExit	10/4/2012 13:52	Profit Target	1352.25	1	$282.50		
2012	Buy	10/3/2012 15:00	ES Mom 384: Buy	1346.50			@ES	F1 Momentum ES
	LExit	10/4/2012 13:54	Profit Target	1352.25	1	$257.50		
2013	Buy	10/5/2012 07:57	B3 Breakout ES: Buy	1363.25			@ES	B3 Breakout ES
	LExit	10/5/2012 13:03	Stop Loss	1356.25	1	($380.00)		
2014	Buy	10/4/2012 15:00	G1: Geronimo: Buy	1356.00			@ES	G1 Geronimo ES
	LExit	10/5/2012 13:52	Profit Target	1365.25	1	$432.50		
2015	Buy	10/4/2012 15:00	ES Mom 384: Buy	1356.00			@ES	F1 Momentum ES
	LExit	10/5/2012 13:54	Profit Target	1365.25	1	$432.50		
2016	Buy	10/5/2012 15:00	G1: Geronimo: Buy	1355.50			@ES	G1 Geronimo ES
	LExit	10/9/2012 13:52	Stop Loss	1338.50	1	($880.00)		
2017	Buy	10/5/2012 15:00	ES Mom 384: Buy	1354.75			@ES	F1 Momentum ES
	LExit	10/9/2012 13:54	Stop Loss	1337.75	1	($880.00)		
2018	Buy	10/11/2012 07:57	B3 Breakout ES: Buy	1336.25			@ES	B3 Breakout ES
	LExit	10/11/2012 14:06	B3 Breakout ES: CL	1330.50	1	($317.50)		
2019	Buy	10/9/2012 15:00	G1: Geronimo: Buy	1338.75			@ES	G1 Geronimo ES
	LExit	10/12/2012 13:52	Stop Loss	1321.75	1	($880.00)		
2020	Buy	10/9/2012 15:00	ES Mom 384: Buy	1338.75			@ES	F1 Momentum ES
	LExit	10/12/2012 13:54	Stop Loss	1321.75	1	($880.00)		
2021	Buy	10/16/2012 07:57	B3 Breakout ES: Buy	1345.00			@ES	B3 Breakout ES
	LExit	10/16/2012 14:06	B3 Breakout ES: CL	1352.00	1	$320.00		
2022	Buy	10/18/2012 15:00	G1: Geronimo: Buy	1355.50			@ES	G1 Geronimo ES
	LExit	10/19/2012 13:52	Stop Loss	1338.50	1	($880.00)		
2023	Buy	10/18/2012 15:00	ES Mom 384: Buy	1355.00			@ES	F1 Momentum ES
	LExit	10/19/2012 13:54	Stop Loss	1338.00	1	($880.00)		
2024	Buy	10/19/2012 15:00	ES Mom 384: Buy	1332.25			@ES	F1 Momentum ES
	LExit	10/23/2012 13:54	Stop Loss	1314.25	1	($930.00)		
2025	Buy	11/1/2012 07:57	B3 Breakout ES: Buy	1314.75			@ES	B3 Breakout ES
	LExit	11/1/2012 14:06	B3 Breakout ES: CL	1325.00	1	$482.50		
2026	Sell	11/2/2012 07:36	GS1: Gap SHORT	1330.25			@ES	GS1 Gap Short ES
	SExit	11/2/2012 12:38	Profit Target	1316.25	1	$670.00		
2027	Buy	11/19/2012 07:57	B3 Breakout ES: Buy	1277.50			@ES	B3 Breakout ES
	LExit	11/19/2012 14:06	B3 Breakout ES: CL	1285.75	1	$382.50		
2028	Buy	11/22/2012 07:57	B3 Breakout ES: Buy	1293.00			@ES	B3 Breakout ES
	LExit	11/26/2012 14:06	B3 Breakout ES: CL	1305.00	1	$570.00		
2029	Sell	11/28/2012 07:57	S3 Breakdown ES: S	1289.75			@ES	S3 Breakdown SHORT ES
	SExit	11/28/2012 09:27	Stop Loss	1300.00	1	($542.50)		
2030	Buy	11/29/2012 07:57	B3 Breakout ES: Buy	1316.50			@ES	B3 Breakout ES
	LExit	11/29/2012	Stop Loss	1309.50	1	($380.00)		

		09:45						
2031	Buy	12/4/2012 15:00	ES Mom 384: Buy	1307.00			@ES	F1 Momentum ES
	LExit	12/5/2012 13:54	Profit Target	1311.00	1	$170.00		
2032	Buy	12/6/2012 15:00	G1: Geronimo: Buy	1314.25			@ES	G1 Geronimo ES
	LExit	12/7/2012 13:52	Profit Target	1320.00	1	$257.50		
2033	Buy	12/5/2012 15:00	ES Mom 384: Buy	1311.50			@ES	F1 Momentum ES
	LExit	12/7/2012 13:54	Profit Target	1320.00	1	$395.00		
2034	Buy	12/7/2012 15:00	G1: Geronimo: Buy	1318.75			@ES	G1 Geronimo ES
	LExit	12/10/2012 13:52	Profit Target	1322.75	1	$170.00		
2035	Buy	12/7/2012 15:00	ES Mom 384: Buy	1318.50			@ES	F1 Momentum ES
	LExit	12/10/2012 13:54	Profit Target	1322.50	1	$170.00		
2036	Buy	12/10/2012 15:00	G1: Geronimo: Buy	1320.50			@ES	G1 Geronimo ES
	LExit	12/11/2012 13:52	Profit Target	1325.50	1	$220.00		
2037	Buy	12/10/2012 15:00	ES Mom 384: Buy	1320.25			@ES	F1 Momentum ES
	LExit	12/11/2012 13:54	Profit Target	1325.50	1	$232.50		
2038	Buy	12/11/2012 07:57	B3 Breakout ES: Buy	1326.25			@ES	B3 Breakout ES
	LExit	12/11/2012 14:06	B3 Breakout ES: CL	1331.25	1	$220.00		
2039	Buy	12/11/2012 15:00	ES Mom 384: Buy	1329.25			@ES	F1 Momentum ES
	LExit	12/11/2012 15:00	Profit Target	1333.25	1	$170.00		
2040	Buy	12/11/2012 15:00	G1: Geronimo: Buy	1329.00			@ES	G1 Geronimo ES
	LExit	12/11/2012 15:00	Profit Target	1333.00	1	$170.00		
2041	Sell	12/12/2012 07:36	GS1: Gap SHORT	1333.50			@ES	GS1 Gap Short ES
	SExit	12/12/2012 14:00	GS1: Close	1329.75	1	$157.50		
2042	Buy	12/17/2012 07:57	B3 Breakout ES: Buy	1323.50			@ES	B3 Breakout ES
	LExit	12/17/2012 14:06	B3 Breakout ES: CL	1334.00	1	$495.00		
2043	Buy	12/18/2012 07:57	B3 Breakout ES: Buy	1336.50			@ES	B3 Breakout ES
	LExit	12/18/2012 14:06	B3 Breakout ES: CL	1350.75	1	$682.50		
2044	Buy	12/13/2012 15:00	G1: Geronimo: Buy	1323.00			@ES	G1 Geronimo ES
	LExit	12/20/2012 13:52	Profit Target	1340.25	1	$832.50		
2045	Buy	12/12/2012 15:00	ES Mom 384: Buy	1330.00			@ES	F1 Momentum ES
	LExit	12/20/2012 13:54	Profit Target	1340.25	1	$482.50		
2046	Buy	12/20/2012 15:00	ES Mom 384: Buy	1344.00			@ES	F1 Momentum ES
	LExit	12/20/2012 15:00	Profit Target	1348.00	1	$170.00		
2047	Buy	12/20/2012 15:00	G1: Geronimo: Buy	1344.50			@ES	G1 Geronimo ES
	LExit	12/20/2012 15:00	Profit Target	1348.50	1	$170.00		
2048	Buy	12/21/2012 15:00	ES Mom 384: Buy	1331.75			@ES	F1 Momentum ES
	LExit	12/27/2012 13:54	Stop Loss	1314.75	1	($880.00)		

2049	Buy	12/27/2012 15:00	ES Mom 384: Buy	1321.50			@ES	F1 Momentum ES
	LExit	12/28/2012 13:54	Stop Loss	1304.50	1	($880.00)		
2050	Buy	1/2/2013 07:57	B3 Breakout ES: Buy	1355.50			@ES	B3 Breakout ES
	LExit	1/2/2013 14:06	B3 Breakout ES: CL	1365.25	1	$457.50		
2051	Buy	12/28/2012 15:00	ES Mom 384: Buy	1306.50			@ES	F1 Momentum ES
	LExit	1/4/2013 13:54	Profit Target	1364.25	1	$2,857.50		
2052	Buy	1/9/2013 07:57	B3 Breakout ES: Buy	1364.00			@ES	B3 Breakout ES
	LExit	1/9/2013 14:06	B3 Breakout ES: CL	1363.25	1	($67.50)		
2053	Buy	1/4/2013 15:00	G1: Geronimo: Buy	1368.75			@ES	G1 Geronimo ES
	LExit	1/10/2013 13:52	Profit Target	1372.75	1	$170.00		
2054	Buy	1/4/2013 15:00	ES Mom 384: Buy	1369.75			@ES	F1 Momentum ES
	LExit	1/10/2013 13:54	Profit Target	1373.75	1	$170.00		
2055	Buy	1/10/2013 07:57	B3 Breakout ES: Buy	1369.50			@ES	B3 Breakout ES
	LExit	1/10/2013 14:06	B3 Breakout ES: CL	1374.75	1	$232.50		
2056	Buy	1/10/2013 15:00	G1: Geronimo: Buy	1374.50			@ES	G1 Geronimo ES
	LExit	1/17/2013 13:52	Profit Target	1381.25	1	$307.50		
2057	Buy	1/10/2013 15:00	ES Mom 384: Buy	1374.50			@ES	F1 Momentum ES
	LExit	1/17/2013 13:54	Profit Target	1381.25	1	$307.50		
2058	Buy	1/17/2013 15:00	ES Mom 384: Buy	1385.00			@ES	F1 Momentum ES
	LExit	1/22/2013 13:54	Profit Target	1389.00	1	$170.00		
2059	Buy	1/22/2013 15:00	ES Mom 384: Buy	1393.75			@ES	F1 Momentum ES
	LExit	1/28/2013 15:00	Profit Target	1404.75	1	$520.00		
2060	Buy	1/28/2013 15:00	G1: Geronimo: Buy	1404.50			@ES	G1 Geronimo ES
	LExit	1/29/2013 13:52	Profit Target	1408.50	1	$170.00		
2061	Buy	1/28/2013 15:00	ES Mom 384: Buy	1404.75			@ES	F1 Momentum ES
	LExit	1/29/2013 13:54	Profit Target	1408.75	1	$170.00		
2062	Buy	1/29/2013 15:00	G1: Geronimo: Buy	1412.00			@ES	G1 Geronimo ES
	LExit	2/1/2013 13:52	Profit Target	1416.00	1	$170.00		
2063	Buy	1/29/2013 15:00	ES Mom 384: Buy	1411.75			@ES	F1 Momentum ES
	LExit	2/1/2013 13:54	Profit Target	1415.75	1	$170.00		
2064	Buy	2/1/2013 07:57	B3 Breakout ES: Buy	1409.00			@ES	B3 Breakout ES
	LExit	2/1/2013 14:06	B3 Breakout ES: CL	1416.25	1	$332.50		
2065	Buy	2/1/2013 15:00	ES Mom 384: Buy	1416.75			@ES	F1 Momentum ES
	LExit	2/4/2013 13:54	Stop Loss	1399.75	1	($880.00)		
2066	Buy	2/5/2013 07:57	B3 Breakout ES: Buy	1408.25			@ES	B3 Breakout ES
	LExit	2/5/2013 14:06	B3 Breakout ES: CL	1413.75	1	$245.00		
2067	Buy	2/4/2013 15:00	ES Mom 384: Buy	1398.75			@ES	F1 Momentum ES
	LExit	2/7/2013 13:54	Profit Target	1416.00	1	$832.50		
2068	Buy	2/8/2013 07:57	B3 Breakout ES: Buy	1419.50			@ES	B3 Breakout ES
	LExit	2/8/2013 14:06	B3 Breakout ES: CL	1421.50	1	$70.00		
2069	Buy	2/7/2013 15:00	ES Mom 384:	1413.50			@ES	F1 Momentum ES

			Buy					
	LExit	2/11/2013 13:54	Profit Target	1421.50	1	$370.00		
2070	Buy	2/11/2013 15:00	G1: Geronimo: Buy	1422.25			@ES	G1 Geronimo ES
	LExit	2/12/2013 13:52	Profit Target	1426.25	1	$170.00		
2071	Buy	2/11/2013 15:00	ES Mom 384: Buy	1422.00			@ES	F1 Momentum ES
	LExit	2/12/2013 13:54	Profit Target	1426.00	1	$170.00		
2072	Buy	2/12/2013 15:00	G1: Geronimo: Buy	1424.00			@ES	G1 Geronimo ES
	LExit	2/13/2013 13:52	Profit Target	1428.00	1	$170.00		
2073	Buy	2/12/2013 15:00	ES Mom 384: Buy	1424.25			@ES	F1 Momentum ES
	LExit	2/13/2013 13:54	Profit Target	1428.25	1	$170.00		
2074	Buy	2/13/2013 15:00	G1: Geronimo: Buy	1423.75			@ES	G1 Geronimo ES
	LExit	2/14/2013 13:52	Profit Target	1427.75	1	$170.00		
2075	Buy	2/13/2013 15:00	ES Mom 384: Buy	1424.25			@ES	F1 Momentum ES
	LExit	2/14/2013 13:54	Profit Target	1428.25	1	$170.00		
2076	Buy	2/14/2013 15:00	G1: Geronimo: Buy	1426.25			@ES	G1 Geronimo ES
	LExit	2/19/2013 13:52	Profit Target	1430.25	1	$170.00		
2077	Buy	2/14/2013 15:00	ES Mom 384: Buy	1426.25			@ES	F1 Momentum ES
	LExit	2/19/2013 13:54	Profit Target	1430.25	1	$170.00		
2078	Buy	2/19/2013 15:00	G1: Geronimo: Buy	1435.50			@ES	G1 Geronimo ES
	LExit	2/20/2013 13:52	Stop Loss	1418.50	1	($880.00)		
2079	Buy	2/19/2013 15:00	ES Mom 384: Buy	1435.75			@ES	F1 Momentum ES
	LExit	2/20/2013 13:54	Stop Loss	1418.75	1	($880.00)		
2080	Buy	2/25/2013 07:57	B3 Breakout ES: Buy	1428.50			@ES	B3 Breakout ES
	LExit	2/25/2013 09:00	Stop Loss	1421.50	1	($380.00)		
2081	Buy	6/4/2012 08:00	P2 PushPull: Buy	118.84			@TY	P2 Momentum TY
	LExit	2/25/2013 12:00	P2 PushPull: Sell	118.75	1	($128.75)		
2082	Buy	2/20/2013 15:00	ES Mom 384: Buy	1417.25			@ES	F1 Momentum ES
	LExit	2/25/2013 13:54	Stop Loss	1400.25	1	($880.00)		
2083	Buy	2/25/2013 15:00	ES Mom 384: Buy	1397.50			@ES	F1 Momentum ES
	LExit	3/1/2013 13:54	Profit Target	1414.75	1	$832.50		
2084	Buy	3/1/2013 15:00	ES Mom 384: Buy	1424.00			@ES	F1 Momentum ES
	LExit	3/5/2013 15:00	Profit Target	1445.00	1	$1,020.00		
2085	Buy	3/5/2013 15:00	G1: Geronimo: Buy	1445.25			@ES	G1 Geronimo ES
	LExit	3/6/2013 13:52	Profit Target	1452.00	1	$307.50		
2086	Buy	3/5/2013 15:00	ES Mom 384: Buy	1445.00			@ES	F1 Momentum ES
	LExit	3/6/2013 13:54	Profit Target	1452.00	1	$320.00		
2087	Sell	3/6/2013 07:36	GS1: Gap SHORT	1451.50			@ES	GS1 Gap Short ES
	SExit	3/6/2013 14:00	GS1: Close	1448.75	1	$107.50		
2088	Buy	3/6/2013 15:00	G1: Geronimo: Buy	1447.25			@ES	G1 Geronimo ES
	LExit	3/7/2013 13:52	Profit Target	1451.25	1	$170.00		
2089	Buy	3/6/2013 15:00	ES Mom 384: Buy	1447.50			@ES	F1 Momentum ES
	LExit	3/7/2013 13:54	Profit Target	1451.50	1	$170.00		
2090	Buy	3/7/2013 15:00	G1: Geronimo: Buy	1451.50			@ES	G1 Geronimo ES
	LExit	3/8/2013 13:52	Profit Target	1457.75	1	$282.50		
2091	Buy	3/7/2013 15:00	ES Mom 384: Buy	1451.75			@ES	F1 Momentum ES

	LExit	3/8/2013 13:54	Profit Target	1457.75	1	$270.00		
2092	Buy	3/8/2013 15:00	G1: Geronimo: Buy	1459.00			@ES	G1 Geronimo ES
	LExit	3/11/2013 13:52	Profit Target	1463.00	1	$170.00		
2093	Buy	3/8/2013 15:00	ES Mom 384: Buy	1459.00			@ES	F1 Momentum ES
	LExit	3/11/2013 13:54	Profit Target	1463.00	1	$170.00		
2094	Buy	3/11/2013 15:00	G1: Geronimo: Buy	1462.25			@ES	G1 Geronimo ES
	LExit	3/14/2013 13:52	Profit Target	1466.25	1	$170.00		
2095	Buy	3/11/2013 15:00	ES Mom 384: Buy	1462.00			@ES	F1 Momentum ES
	LExit	3/14/2013 13:54	Profit Target	1466.00	1	$170.00		
2096	Buy	3/14/2013 07:57	B3 Breakout ES: Buy	1467.00			@ES	B3 Breakout ES
	LExit	3/14/2013 14:06	B3 Breakout ES: CL	1469.25	1	$82.50		
2097	Buy	3/14/2013 15:00	G1: Geronimo: Buy	1469.50			@ES	G1 Geronimo ES
	LExit	3/18/2013 13:52	Stop Loss	1452.00	1	($905.00)		
2098	Buy	3/14/2013 15:00	ES Mom 384: Buy	1469.25			@ES	F1 Momentum ES
	LExit	3/18/2013 13:54	Stop Loss	1452.00	1	($892.50)		
2099	Buy	3/20/2013 07:57	B3 Breakout ES: Buy	1463.00			@ES	B3 Breakout ES
	LExit	3/20/2013 14:06	B3 Breakout ES: CL	1461.00	1	($130.00)		
2100	Buy	3/25/2013 07:57	B3 Breakout ES: Buy	1470.50			@ES	B3 Breakout ES
	LExit	3/25/2013 08:51	Stop Loss	1463.50	1	($380.00)		
2101	Sell	3/25/2013 07:36	GS1: Gap SHORT	1467.75			@ES	GS1 Gap Short ES
	SExit	3/25/2013 11:02	Profit Target	1453.75	1	$670.00		
2102	Buy	3/26/2013 07:57	B3 Breakout ES: Buy	1466.50			@ES	B3 Breakout ES
	LExit	3/26/2013 14:06	B3 Breakout ES: CL	1470.50	1	$170.00		
2103	Buy	3/18/2013 15:00	ES Mom 384: Buy	1457.50			@ES	F1 Momentum ES
	LExit	3/27/2013 13:54	Profit Target	1461.50	1	$170.00		
2104	Buy	3/27/2013 15:00	G1: Geronimo: Buy	1469.75			@ES	G1 Geronimo ES
	LExit	3/28/2013 13:52	Profit Target	1473.75	1	$170.00		
2105	Buy	3/27/2013 15:00	ES Mom 384: Buy	1469.00			@ES	F1 Momentum ES
	LExit	3/28/2013 13:54	Profit Target	1473.00	1	$170.00		
2106	Buy	3/28/2013 15:00	G1: Geronimo: Buy	1476.50			@ES	G1 Geronimo ES
	LExit	4/2/2013 13:52	Profit Target	1480.50	1	$170.00		
2107	Buy	3/28/2013 15:00	ES Mom 384: Buy	1476.75			@ES	F1 Momentum ES
	LExit	4/2/2013 13:54	Profit Target	1480.75	1	$170.00		
2108	Buy	4/2/2013 07:57	B3 Breakout ES: Buy	1476.75			@ES	B3 Breakout ES
	LExit	4/2/2013 14:06	B3 Breakout ES: CL	1477.50	1	$7.50		
2109	Buy	4/2/2013 15:00	G1: Geronimo: Buy	1475.00			@ES	G1 Geronimo ES
	LExit	4/3/2013 13:52	Profit Target	1479.00	1	$170.00		
2110	Buy	4/2/2013 15:00	ES Mom 384: Buy	1475.25			@ES	F1 Momentum ES
	LExit	4/3/2013 13:54	Stop Loss	1458.25	1	($880.00)		
2111	Buy	2/25/2013 14:59	P2 PushPull: Buy	118.84			@TY	P2 Momentum TY
	LExit	4/5/2013 08:00	P2 PushPull: Sell	120.56	1	$1,683.75		
2112	Buy	4/3/2013 15:00	ES Mom 384: Buy	1461.50			@ES	F1 Momentum ES

	LExit	4/11/2013 15:00	Profit Target	1500.50	1	$1,920.00		
2113	Buy	4/11/2013 15:00	G1: Geronimo: Buy	1501.50			@ES	G1 Geronimo ES
	LExit	4/15/2013 13:52	Stop Loss	1484.50	1	($880.00)		
2114	Buy	4/11/2013 15:00	ES Mom 384: Buy	1500.50			@ES	F1 Momentum ES
	LExit	4/15/2013 13:54	Stop Loss	1483.50	1	($880.00)		
2115	Buy	4/15/2013 15:00	ES Mom 384: Buy	1467.00			@ES	F1 Momentum ES
	LExit	4/18/2013 13:54	Stop Loss	1450.00	1	($880.00)		
2116	Buy	4/23/2013 07:57	B3 Breakout ES: Buy	1481.25			@ES	B3 Breakout ES
	LExit	4/23/2013 11:15	Stop Loss	1474.25	1	($380.00)		
2117	Buy	4/18/2013 15:00	ES Mom 384: Buy	1450.50			@ES	F1 Momentum ES
	LExit	4/23/2013 15:00	Profit Target	1486.25	1	$1,757.50		
2118	Buy	4/23/2013 15:00	G1: Geronimo: Buy	1486.25			@ES	G1 Geronimo ES
	LExit	4/24/2013 13:52	Profit Target	1490.25	1	$170.00		
2119	Buy	4/23/2013 15:00	ES Mom 384: Buy	1486.25			@ES	F1 Momentum ES
	LExit	4/24/2013 13:54	Profit Target	1490.25	1	$170.00		
2120	Buy	4/24/2013 15:00	G1: Geronimo: Buy	1487.75			@ES	G1 Geronimo ES
	LExit	4/25/2013 13:52	Profit Target	1491.75	1	$170.00		
2121	Buy	4/24/2013 15:00	ES Mom 384: Buy	1488.00			@ES	F1 Momentum ES
	LExit	4/25/2013 13:54	Profit Target	1492.00	1	$170.00		
2122	Sell	4/25/2013 07:36	GS1: Gap SHORT	1491.25			@ES	GS1 Gap Short ES
	SExit	4/25/2013 14:00	GS1: Close	1493.75	1	($155.00)		
2123	Buy	4/25/2013 15:00	G1: Geronimo: Buy	1493.25			@ES	G1 Geronimo ES
	LExit	4/29/2013 13:52	Profit Target	1497.25	1	$170.00		
2124	Buy	4/25/2013 15:00	ES Mom 384: Buy	1492.50			@ES	F1 Momentum ES
	LExit	4/29/2013 13:54	Profit Target	1496.50	1	$170.00		
2125	Buy	4/29/2013 15:00	G1: Geronimo: Buy	1501.25			@ES	G1 Geronimo ES
	LExit	4/30/2013 13:52	Profit Target	1505.25	1	$170.00		
2126	Buy	4/29/2013 15:00	ES Mom 384: Buy	1500.25			@ES	F1 Momentum ES
	LExit	4/30/2013 13:54	Profit Target	1504.25	1	$170.00		
2127	Buy	5/3/2013 07:57	B3 Breakout ES: Buy	1523.50			@ES	B3 Breakout ES
	LExit	5/3/2013 14:06	B3 Breakout ES: CL	1521.00	1	($155.00)		
2128	Buy	4/30/2013 15:00	G1: Geronimo: Buy	1505.00			@ES	G1 Geronimo ES
	LExit	5/7/2013 13:52	Profit Target	1529.25	1	$1,182.50		
2129	Buy	4/30/2013 15:00	ES Mom 384: Buy	1504.75			@ES	F1 Momentum ES
	LExit	5/7/2013 13:54	Profit Target	1529.25	1	$1,195.00		
2130	Buy	5/7/2013 07:57	B3 Breakout ES: Buy	1530.75			@ES	B3 Breakout ES
	LExit	5/7/2013 14:06	B3 Breakout ES: CL	1534.00	1	$132.50		
2131	Buy	5/7/2013 15:00	G1: Geronimo: Buy	1533.75			@ES	G1 Geronimo ES
	LExit	5/8/2013 13:52	Profit Target	1537.75	1	$170.00		
2132	Buy	5/7/2013 15:00	ES Mom 384: Buy	1533.50			@ES	F1 Momentum ES
	LExit	5/8/2013 13:54	Profit Target	1537.50	1	$170.00		
2133	Buy	5/8/2013 15:00	G1: Geronimo: Buy	1540.75			@ES	G1 Geronimo ES
	LExit	5/9/2013 13:52	Profit Target	1544.75	1	$170.00		
2134	Buy	5/8/2013 15:00	ES Mom 384: Buy	1540.75			@ES	F1 Momentum ES

	LExit	5/9/2013 13:54	Profit Target	1544.75	1	$170.00		
2135	Buy	5/9/2013 15:00	ES Mom 384: Buy	1533.00			@ES	F1 Momentum ES
	LExit	5/9/2013 15:00	Profit Target	1537.00	1	$170.00		
2136	Buy	5/9/2013 15:00	G1: Geronimo: Buy	1534.25			@ES	G1 Geronimo ES
	LExit	5/9/2013 15:00	Profit Target	1538.25	1	$170.00		
2137	Buy	5/10/2013 15:00	G1: Geronimo: Buy	1541.50			@ES	G1 Geronimo ES
	LExit	5/13/2013 13:52	Profit Target	1545.50	1	$170.00		
2138	Buy	5/10/2013 15:00	ES Mom 384: Buy	1541.75			@ES	F1 Momentum ES
	LExit	5/13/2013 13:54	Profit Target	1545.75	1	$170.00		
2139	Buy	5/13/2013 15:00	G1: Geronimo: Buy	1542.50			@ES	G1 Geronimo ES
	LExit	5/14/2013 13:52	Profit Target	1546.50	1	$170.00		
2140	Buy	5/13/2013 15:00	ES Mom 384: Buy	1542.75			@ES	F1 Momentum ES
	LExit	5/14/2013 13:54	Profit Target	1546.75	1	$170.00		
2141	Buy	5/14/2013 07:57	B3 Breakout ES: Buy	1548.50			@ES	B3 Breakout ES
	LExit	5/14/2013 14:06	B3 Breakout ES: CL	1560.50	1	$570.00		
2142	Buy	5/14/2013 15:00	G1: Geronimo: Buy	1560.00			@ES	G1 Geronimo ES
	LExit	5/21/2013 13:52	Profit Target	1578.50	1	$895.00		
2143	Buy	5/14/2013 15:00	ES Mom 384: Buy	1560.50			@ES	F1 Momentum ES
	LExit	5/21/2013 13:54	Profit Target	1578.50	1	$870.00		
2144	Buy	5/21/2013 15:00	ES Mom 384: Buy	1579.75			@ES	F1 Momentum ES
	LExit	5/22/2013 13:54	Stop Loss	1562.75	1	($880.00)		
2145	Buy	5/22/2013 15:00	ES Mom 384: Buy	1565.25			@ES	F1 Momentum ES
	LExit	5/23/2013 13:54	Stop Loss	1548.25	1	($880.00)		
2146	Buy	4/8/2013 10:00	P2 PushPull: Buy	120.31			@TY	P2 Momentum TY
	LExit	5/28/2013 10:00	Stop Loss	118.00	1	($2,347.50)		
2147	Buy	5/28/2013 07:57	B3 Breakout ES: Buy	1580.50			@ES	B3 Breakout ES
	LExit	5/28/2013 11:24	Stop Loss	1573.50	1	($380.00)		
2148	Buy	5/23/2013 15:00	ES Mom 384: Buy	1562.50			@ES	F1 Momentum ES
	LExit	5/31/2013 15:00	Stop Loss	1545.50	1	($880.00)		
2149	Buy	5/31/2013 15:00	G1: Geronimo: Buy	1549.50			@ES	G1 Geronimo ES
	LExit	6/4/2013 13:52	Profit Target	1553.50	1	$170.00		
2150	Buy	6/3/2013 15:00	ES Mom 384: Buy	1549.00			@ES	F1 Momentum ES
	LExit	6/4/2013 13:54	Profit Target	1553.00	1	$170.00		
2151	Buy	6/4/2013 15:00	ES Mom 384: Buy	1543.75			@ES	F1 Momentum ES
	LExit	6/5/2013 13:54	Stop Loss	1526.75	1	($880.00)		
2152	Sell	6/7/2013 07:36	GS1: Gap SHORT	1543.50			@ES	GS1 Gap Short ES
	SExit	6/7/2013 13:56	Stop Loss	1555.25	1	($617.50)		
2153	Buy	6/5/2013 15:00	ES Mom 384: Buy	1521.75			@ES	F1 Momentum ES
	LExit	6/10/2013 15:00	Profit Target	1553.25	1	$1,545.00		
2154	Buy	6/17/2013 07:57	B3 Breakout ES: Buy	1556.50			@ES	B3 Breakout ES
	LExit	6/17/2013 12:27	Stop Loss	1549.50	1	($380.00)		
2155	Buy	6/26/2013 07:57	B3 Breakout ES: Buy	1514.00			@ES	B3 Breakout ES
	LExit	6/26/2013 14:06	B3 Breakout ES: CL	1515.50	1	$45.00		
2156	Buy	6/27/2013 07:57	B3 Breakout ES: Buy	1528.50			@ES	B3 Breakout ES

	LExit	6/27/2013 14:06	B3 Breakout ES: CL	1525.75	1	($167.50)		
2157	Sell	6/28/2013 07:57	S3 Breakdown ES: S	1518.75			@ES	S3 Breakdown SHORT ES
	SExit	6/28/2013 14:06	S3 Breakdown ES: CL	1518.25	1	($5.00)		
2158	Buy	7/5/2013 07:57	B3 Breakout ES: Buy	1539.25			@ES	B3 Breakout ES
	LExit	7/5/2013 08:15	Stop Loss	1532.25	1	($380.00)		
2159	Buy	7/8/2013 07:57	B3 Breakout ES: Buy	1555.00			@ES	B3 Breakout ES
	LExit	7/8/2013 14:06	B3 Breakout ES: CL	1554.25	1	($67.50)		
2160	Buy	7/9/2013 07:57	B3 Breakout ES: Buy	1561.50			@ES	B3 Breakout ES
	LExit	7/9/2013 14:06	B3 Breakout ES: CL	1565.75	1	$182.50		
2161	Buy	7/9/2013 15:00	ES Mom 384: Buy	1564.75			@ES	F1 Momentum ES
	LExit	7/10/2013 13:54	Profit Target	1568.75	1	$170.00		
2162	Buy	7/10/2013 15:00	ES Mom 384: Buy	1565.25			@ES	F1 Momentum ES
	LExit	7/10/2013 15:00	Profit Target	1569.25	1	$170.00		
2163	Buy	7/10/2013 15:00	G1: Geronimo: Buy	1565.50			@ES	G1 Geronimo ES
	LExit	7/10/2013 15:00	Profit Target	1569.50	1	$170.00		
2164	Buy	7/11/2013 07:57	B3 Breakout ES: Buy	1581.50			@ES	B3 Breakout ES
	LExit	7/11/2013 14:06	B3 Breakout ES: CL	1589.00	1	$345.00		
2165	Buy	7/11/2013 15:00	G1: Geronimo: Buy	1589.25			@ES	G1 Geronimo ES
	LExit	7/15/2013 13:52	Profit Target	1593.75	1	$195.00		
2166	Buy	7/11/2013 15:00	ES Mom 384: Buy	1589.50			@ES	F1 Momentum ES
	LExit	7/15/2013 13:54	Profit Target	1593.75	1	$182.50		
2167	Buy	7/15/2013 15:00	G1: Geronimo: Buy	1596.50			@ES	G1 Geronimo ES
	LExit	7/18/2013 13:52	Profit Target	1600.50	1	$170.00		
2168	Buy	7/15/2013 15:00	ES Mom 384: Buy	1596.25			@ES	F1 Momentum ES
	LExit	7/18/2013 13:54	Profit Target	1600.25	1	$170.00		
2169	Buy	7/18/2013 15:00	ES Mom 384: Buy	1602.75			@ES	F1 Momentum ES
	LExit	7/19/2013 15:00	Profit Target	1606.75	1	$170.00		
2170	Buy	7/18/2013 15:00	G1: Geronimo: Buy	1603.00			@ES	G1 Geronimo ES
	LExit	7/19/2013 15:00	Profit Target	1607.00	1	$170.00		
2171	Buy	7/23/2013 07:57	B3 Breakout ES: Buy	1612.00			@ES	B3 Breakout ES
	LExit	7/23/2013 09:09	Stop Loss	1605.00	1	($380.00)		
2172	Sell	7/24/2013 07:36	GS1: Gap SHORT	1611.25			@ES	GS1 Gap Short ES
	SExit	7/24/2013 11:16	Profit Target	1597.25	1	$670.00		
2173	Buy	7/22/2013 15:00	ES Mom 384: Buy	1608.75			@ES	F1 Momentum ES
	LExit	7/24/2013 13:54	Profit Target	1612.75	1	$170.00		
2174	Buy	7/22/2013 15:00	G1: Geronimo: Buy	1608.25			@ES	G1 Geronimo ES
	LExit	7/26/2013 13:52	Stop Loss	1591.25	1	($880.00)		
2175	Buy	7/24/2013 15:00	ES Mom 384: Buy	1598.25			@ES	F1 Momentum ES
	LExit	7/29/2013 13:54	Profit Target	1602.25	1	$170.00		
2176	Buy	7/29/2013 15:00	ES Mom 384: Buy	1598.75			@ES	F1 Momentum ES
	LExit	7/30/2013 13:54	Profit Target	1605.25	1	$295.00		
2177	Buy	7/30/2013 15:00	ES Mom 384: Buy	1601.00			@ES	F1 Momentum ES

	LExit	8/2/2013 15:00	Profit Target	1622.50	1	$1,045.00		
2178	Buy	8/2/2013 15:00	G1: Geronimo: Buy	1622.25			@ES	G1 Geronimo ES
	LExit	8/7/2013 13:52	Stop Loss	1605.25	1	($880.00)		
2179	Buy	8/2/2013 15:00	ES Mom 384: Buy	1622.50			@ES	F1 Momentum ES
	LExit	8/7/2013 13:54	Stop Loss	1605.50	1	($880.00)		
2180	Buy	8/8/2013 07:57	B3 Breakout ES: Buy	1612.75			@ES	B3 Breakout ES
	LExit	8/8/2013 08:33	Stop Loss	1605.75	1	($380.00)		
2181	Buy	8/7/2013 15:00	ES Mom 384: Buy	1606.00			@ES	F1 Momentum ES
	LExit	8/8/2013 13:54	Profit Target	1614.00	1	$370.00		
2182	Buy	8/8/2013 15:00	G1: Geronimo: Buy	1613.75			@ES	G1 Geronimo ES
	LExit	8/15/2013 13:52	Stop Loss	1587.75	1	($1,330.00)		
2183	Buy	8/8/2013 15:00	ES Mom 384: Buy	1613.00			@ES	F1 Momentum ES
	LExit	8/15/2013 13:54	Stop Loss	1587.75	1	($1,292.50)		
2184	Sell	8/15/2013 07:57	S3 Breakdown ES: S	1584.50			@ES	S3 Breakdown SHORT ES
	SExit	8/15/2013 14:06	S3 Breakdown ES: CL	1576.25	1	$382.50		
2185	Buy	7/19/2013 12:00	P2 PushPull: Buy	115.34			@TY	P2 Momentum TY
	LExit	8/16/2013 12:00	Stop Loss	113.03	1	($2,347.50)		
2186	Sell	8/23/2013 07:36	GS1: Gap SHORT	1577.50			@ES	GS1 Gap Short ES
	SExit	8/23/2013 14:00	GS1: Close	1579.25	1	($117.50)		
2187	Buy	9/3/2013 07:57	B3 Breakout ES: Buy	1565.75			@ES	B3 Breakout ES
	LExit	9/3/2013 09:27	Stop Loss	1558.75	1	($380.00)		
2188	Sell	9/10/2013 07:36	GS1: Gap SHORT	1597.50			@ES	GS1 Gap Short ES
	SExit	9/10/2013 14:00	GS1: Close	1602.00	1	($255.00)		
2189	Buy	9/10/2013 07:57	B3 Breakout ES: Buy	1597.25			@ES	B3 Breakout ES
	LExit	9/10/2013 14:06	B3 Breakout ES: CL	1601.25	1	$170.00		
2190	Buy	9/11/2013 15:00	ES Mom 384: Buy	1603.75			@ES	F1 Momentum ES
	LExit	9/11/2013 15:00	Profit Target	1607.75	1	$170.00		
2191	Buy	9/11/2013 15:00	G1: Geronimo: Buy	1604.25			@ES	G1 Geronimo ES
	LExit	9/11/2013 15:00	Profit Target	1608.25	1	$170.00		
2192	Buy	9/12/2013 15:00	G1: Geronimo: Buy	1600.75			@ES	G1 Geronimo ES
	LExit	9/13/2013 13:52	Profit Target	1604.75	1	$170.00		
2193	Buy	9/12/2013 15:00	ES Mom 384: Buy	1601.00			@ES	F1 Momentum ES
	LExit	9/13/2013 13:54	Profit Target	1605.00	1	$170.00		
2194	Buy	9/13/2013 15:00	ES Mom 384: Buy	1604.25			@ES	F1 Momentum ES
	LExit	9/13/2013 15:00	Profit Target	1608.25	1	$170.00		
2195	Buy	9/13/2013 15:00	G1: Geronimo: Buy	1604.75			@ES	G1 Geronimo ES
	LExit	9/13/2013 15:00	Profit Target	1608.75	1	$170.00		
2196	Buy	9/16/2013 07:57	B3 Breakout ES: Buy	1620.25			@ES	B3 Breakout ES
	LExit	9/16/2013 13:48	Stop Loss	1613.25	1	($380.00)		
2197	Sell	9/16/2013 07:36	GS1: Gap SHORT	1622.75			@ES	GS1 Gap Short ES
	SExit	9/16/2013 14:00	GS1: Close	1615.75	1	$320.00		
2198	Buy	9/16/2013 15:00	G1: Geronimo: Buy	1615.00			@ES	G1 Geronimo ES
	LExit	9/17/2013 13:52	Profit Target	1619.00	1	$170.00		
2199	Buy	9/16/2013 15:00	ES Mom 384: Buy	1615.00			@ES	F1 Momentum ES

	LExit	9/17/2013 13:54	Profit Target	1619.00	1	$170.00		
2200	Buy	9/17/2013 15:00	G1: Geronimo: Buy	1622.25			@ES	G1 Geronimo ES
	LExit	9/18/2013 13:52	Profit Target	1626.25	1	$170.00		
2201	Buy	9/17/2013 15:00	ES Mom 384: Buy	1622.75			@ES	F1 Momentum ES
	LExit	9/18/2013 13:54	Profit Target	1626.75	1	$170.00		
2202	Buy	9/17/2013 12:00	P2 PushPull: Buy	113.59			@TY	P2 Momentum TY
	LExit	9/18/2013 14:00	P2 PushPull: Sell	114.33	1	$699.38		
2203	Sell	9/19/2013 07:36	GS1: Gap SHORT	1648.00			@ES	GS1 Gap Short ES
	SExit	9/19/2013 14:00	GS1: Close	1640.75	1	$332.50		
2204	Buy	9/18/2013 15:00	ES Mom 384: Buy	1642.75			@ES	F1 Momentum ES
	LExit	9/23/2013 13:54	Stop Loss	1625.75	1	($880.00)		
2205	Buy	9/19/2013 08:00	P2 PushPull: Buy	114.91			@TY	P2 Momentum TY
	LExit	9/25/2013 10:00	P2 PushPull: Sell	115.53	1	$590.00		
2206	Buy	9/25/2013 15:00	G1: Geronimo: Buy	1612.25			@ES	G1 Geronimo ES
	LExit	9/26/2013 15:00	Profit Target	1616.25	1	$170.00		
2207	Buy	9/27/2013 15:00	G1: Geronimo: Buy	1609.25			@ES	G1 Geronimo ES
	LExit	9/30/2013 13:52	Stop Loss	1592.25	1	($880.00)		
2208	Buy	9/23/2013 15:00	ES Mom 384: Buy	1620.75			@ES	F1 Momentum ES
	LExit	9/30/2013 13:54	Stop Loss	1595.25	1	($1,305.00)		
2209	Buy	9/30/2013 15:00	ES Mom 384: Buy	1597.75			@ES	F1 Momentum ES
	LExit	10/8/2013 13:54	Stop Loss	1580.75	1	($880.00)		
2210	Buy	10/10/2013 07:57	B3 Breakout ES: Buy	1596.50			@ES	B3 Breakout ES
	LExit	10/10/2013 14:06	B3 Breakout ES: CL	1612.00	1	$745.00		
2211	Buy	10/17/2013 15:00	ES Mom 384: Buy	1652.25			@ES	F1 Momentum ES
	LExit	10/18/2013 13:54	Profit Target	1658.75	1	$295.00		
2212	Buy	10/18/2013 07:57	B3 Breakout ES: Buy	1659.25			@ES	B3 Breakout ES
	LExit	10/18/2013 14:06	B3 Breakout ES: CL	1662.75	1	$145.00		
2213	Buy	10/18/2013 15:00	G1: Geronimo: Buy	1662.50			@ES	G1 Geronimo ES
	LExit	10/21/2013 13:52	Profit Target	1666.50	1	$170.00		
2214	Buy	10/18/2013 15:00	ES Mom 384: Buy	1663.25			@ES	F1 Momentum ES
	LExit	10/21/2013 13:54	Profit Target	1667.25	1	$170.00		
2215	Buy	10/21/2013 15:00	G1: Geronimo: Buy	1663.25			@ES	G1 Geronimo ES
	LExit	10/22/2013 13:52	Profit Target	1669.25	1	$270.00		
2216	Buy	10/21/2013 15:00	ES Mom 384: Buy	1663.25			@ES	F1 Momentum ES
	LExit	10/22/2013 13:54	Profit Target	1669.25	1	$270.00		
2217	Buy	10/22/2013 07:57	B3 Breakout ES: Buy	1671.25			@ES	B3 Breakout ES
	LExit	10/22/2013 14:06	B3 Breakout ES: CL	1674.25	1	$120.00		
2218	Buy	10/22/2013 15:00	G1: Geronimo: Buy	1675.50			@ES	G1 Geronimo ES
	LExit	10/25/2013 13:52	Profit Target	1679.50	1	$170.00		

2219	Buy	10/22/2013 15:00	ES Mom 384: Buy	1675.75			@ES	F1 Momentum ES
	LExit	10/25/2013 15:00	Profit Target	1679.75	1	$170.00		
2220	Buy	10/25/2013 15:00	G1: Geronimo: Buy	1679.25			@ES	G1 Geronimo ES
	LExit	10/28/2013 13:52	Profit Target	1683.25	1	$170.00		
2221	Buy	10/28/2013 15:00	ES Mom 384: Buy	1680.75			@ES	F1 Momentum ES
	LExit	10/28/2013 15:00	Profit Target	1684.75	1	$170.00		
2222	Buy	10/28/2013 15:00	G1: Geronimo: Buy	1680.50			@ES	G1 Geronimo ES
	LExit	10/28/2013 15:00	Profit Target	1684.50	1	$170.00		
2223	Buy	10/29/2013 07:57	B3 Breakout ES: Buy	1687.50			@ES	B3 Breakout ES
	LExit	10/29/2013 14:06	B3 Breakout ES: CL	1692.50	1	$220.00		
2224	Buy	10/29/2013 15:00	G1: Geronimo: Buy	1690.25			@ES	G1 Geronimo ES
	LExit	11/1/2013 13:52	Stop Loss	1673.25	1	($880.00)		
2225	Buy	10/29/2013 15:00	ES Mom 384: Buy	1690.25			@ES	F1 Momentum ES
	LExit	11/1/2013 13:54	Stop Loss	1673.25	1	($880.00)		
2226	Buy	11/6/2013 07:57	B3 Breakout ES: Buy	1690.75			@ES	B3 Breakout ES
	LExit	11/6/2013 14:06	B3 Breakout ES: CL	1691.00	1	($17.50)		
2227	Buy	11/7/2013 07:57	B3 Breakout ES: Buy	1695.50			@ES	B3 Breakout ES
	LExit	11/7/2013 08:15	Stop Loss	1688.50	1	($380.00)		
2228	Sell	11/7/2013 07:36	GS1: Gap SHORT	1694.25			@ES	GS1 Gap Short ES
	SExit	11/7/2013 09:16	Profit Target	1680.25	1	$670.00		
2229	Buy	11/1/2013 15:00	ES Mom 384: Buy	1683.50			@ES	F1 Momentum ES
	LExit	11/11/2013 15:00	Profit Target	1692.75	1	$432.50		
2230	Buy	11/11/2013 15:00	G1: Geronimo: Buy	1693.00			@ES	G1 Geronimo ES
	LExit	11/13/2013 13:52	Profit Target	1697.00	1	$170.00		
2231	Buy	11/11/2013 15:00	ES Mom 384: Buy	1692.75			@ES	F1 Momentum ES
	LExit	11/13/2013 13:54	Profit Target	1696.75	1	$170.00		
2232	Buy	11/13/2013 15:00	ES Mom 384: Buy	1702.75			@ES	F1 Momentum ES
	LExit	11/15/2013 13:54	Profit Target	1715.50	1	$607.50		
2233	Buy	11/15/2013 15:00	G1: Geronimo: Buy	1719.25			@ES	G1 Geronimo ES
	LExit	11/18/2013 13:52	Profit Target	1723.25	1	$170.00		
2234	Buy	11/15/2013 15:00	ES Mom 384: Buy	1719.25			@ES	F1 Momentum ES
	LExit	11/18/2013 13:54	Profit Target	1723.25	1	$170.00		
2235	Buy	11/18/2013 15:00	G1: Geronimo: Buy	1713.00			@ES	G1 Geronimo ES
	LExit	11/19/2013 13:52	Profit Target	1717.00	1	$170.00		
2236	Buy	11/18/2013 15:00	ES Mom 384: Buy	1712.00			@ES	F1 Momentum ES
	LExit	11/19/2013 13:54	Profit Target	1716.00	1	$170.00		
2237	Buy	11/19/2013 15:00	G1: Geronimo: Buy	1709.75			@ES	G1 Geronimo ES

	LExit	11/22/2013 13:52	Profit Target	1719.75	1	$470.00		
2238	Buy	11/19/2013 15:00	ES Mom 384: Buy	1710.25			@ES	F1 Momentum ES
	LExit	11/22/2013 13:54	Profit Target	1719.75	1	$445.00		
2239	Buy	11/22/2013 15:00	G1: Geronimo: Buy	1727.50			@ES	G1 Geronimo ES
	LExit	11/25/2013 13:52	Profit Target	1731.50	1	$170.00		
2240	Buy	11/22/2013 15:00	ES Mom 384: Buy	1727.75			@ES	F1 Momentum ES
	LExit	11/25/2013 13:54	Profit Target	1731.75	1	$170.00		
2241	Buy	11/26/2013 15:00	G1: Geronimo: Buy	1728.50			@ES	G1 Geronimo ES
	LExit	11/27/2013 13:52	Profit Target	1732.50	1	$170.00		
2242	Buy	11/25/2013 15:00	ES Mom 384: Buy	1725.50			@ES	F1 Momentum ES
	LExit	11/27/2013 13:54	Profit Target	1729.50	1	$170.00		
2243	Buy	11/27/2013 15:00	G1: Geronimo: Buy	1731.50			@ES	G1 Geronimo ES
	LExit	11/29/2013 13:52	Profit Target	1735.50	1	$170.00		
2244	Buy	11/27/2013 15:00	ES Mom 384: Buy	1731.75			@ES	F1 Momentum ES
	LExit	11/29/2013 13:54	Profit Target	1735.75	1	$170.00		
2245	Buy	12/2/2013 13:52	G1: Geronimo: Buy	1730.75			@ES	G1 Geronimo ES
	LExit	12/3/2013 13:52	Stop Loss	1713.75	1	($880.00)		
2246	Buy	12/2/2013 13:54	ES Mom 384: Buy	1730.75			@ES	F1 Momentum ES
	LExit	12/3/2013 13:54	Stop Loss	1713.75	1	($880.00)		
2247	Buy	12/3/2013 15:00	ES Mom 384: Buy	1718.25			@ES	F1 Momentum ES
	LExit	12/4/2013 13:54	Profit Target	1722.25	1	$170.00		
2248	Buy	12/4/2013 15:00	ES Mom 384: Buy	1718.50			@ES	F1 Momentum ES
	LExit	12/6/2013 13:54	Profit Target	1726.50	1	$370.00		
2249	Buy	12/6/2013 07:57	B3 Breakout ES: Buy	1724.25			@ES	B3 Breakout ES
	LExit	12/6/2013 14:06	B3 Breakout ES: CL	1729.00	1	$207.50		
2250	Buy	12/9/2013 07:57	B3 Breakout ES: Buy	1733.00			@ES	B3 Breakout ES
	LExit	12/9/2013 14:06	B3 Breakout ES: CL	1733.50	1	($5.00)		
2251	Buy	12/6/2013 15:00	ES Mom 384: Buy	1729.50			@ES	F1 Momentum ES
	LExit	12/10/2013 13:54	Profit Target	1733.50	1	$170.00		
2252	Buy	12/10/2013 15:00	G1: Geronimo: Buy	1728.50			@ES	G1 Geronimo ES
	LExit	12/11/2013 13:52	Stop Loss	1711.50	1	($880.00)		
2253	Buy	12/10/2013 15:00	ES Mom 384: Buy	1728.50			@ES	F1 Momentum ES
	LExit	12/11/2013 13:54	Stop Loss	1711.50	1	($880.00)		
2254	Buy	12/12/2013 15:00	G1: Geronimo: Buy	1701.00			@ES	G1 Geronimo ES
	LExit	12/13/2013 13:52	Profit Target	1705.00	1	$170.00		
2255	Buy	12/16/2013 07:57	B3 Breakout ES: Buy	1715.75			@ES	B3 Breakout ES
	LExit	12/16/2013 14:06	B3 Breakout ES: CL	1711.25	1	($255.00)		

2256	Buy	12/11/2013 15:00	ES Mom 384: Buy	1705.25			@ES	F1 Momentum ES
	LExit	12/16/2013 15:00	Profit Target	1712.00	1	$307.50		
2257	Buy	12/18/2013 15:00	ES Mom 384: Buy	1732.25			@ES	F1 Momentum ES
	LExit	12/20/2013 13:54	Profit Target	1736.25	1	$170.00		
2258	Buy	12/20/2013 07:57	B3 Breakout ES: Buy	1742.50			@ES	B3 Breakout ES
	LExit	12/20/2013 14:06	B3 Breakout ES: CL	1746.50	1	$170.00		
2259	Buy	12/23/2013 07:57	B3 Breakout ES: Buy	1753.00			@ES	B3 Breakout ES
	LExit	12/23/2013 14:06	B3 Breakout ES: CL	1754.25	1	$32.50		
2260	Buy	12/20/2013 15:00	G1: Geronimo: Buy	1746.25			@ES	G1 Geronimo ES
	LExit	12/24/2013 13:52	Profit Target	1754.75	1	$395.00		
2261	Buy	12/20/2013 15:00	ES Mom 384: Buy	1745.75			@ES	F1 Momentum ES
	LExit	12/24/2013 13:54	Profit Target	1754.75	1	$420.00		
2262	Buy	12/26/2013 13:52	G1: Geronimo: Buy	1762.50			@ES	G1 Geronimo ES
	LExit	12/26/2013 13:52	Profit Target	1766.50	1	$170.00		
2263	Buy	12/26/2013 13:54	ES Mom 384: Buy	1762.50			@ES	F1 Momentum ES
	LExit	12/26/2013 13:54	Profit Target	1766.50	1	$170.00		
2264	Buy	12/26/2013 07:57	B3 Breakout ES: Buy	1764.25			@ES	B3 Breakout ES
	LExit	12/26/2013 14:06	B3 Breakout ES: CL	1767.50	1	$132.50		
2265	Buy	12/26/2013 15:00	ES Mom 384: Buy	1767.50			@ES	F1 Momentum ES
	LExit	12/27/2013 13:54	Profit Target	1771.50	1	$170.00		
2266	Buy	12/26/2013 15:00	G1: Geronimo: Buy	1767.75			@ES	G1 Geronimo ES
	LExit	12/31/2013 13:52	Profit Target	1771.75	1	$170.00		
2267	Buy	12/27/2013 15:00	ES Mom 384: Buy	1768.00			@ES	F1 Momentum ES
	LExit	12/31/2013 13:54	Profit Target	1772.00	1	$170.00		
2268	Buy	12/31/2013 15:00	G1: Geronimo: Buy	1775.25			@ES	G1 Geronimo ES
	LExit	1/2/2014 13:52	Stop Loss	1758.25	1	($880.00)		
2269	Buy	12/31/2013 15:00	ES Mom 384: Buy	1775.00			@ES	F1 Momentum ES
	LExit	1/2/2014 13:54	Stop Loss	1758.00	1	($880.00)		
2270	Buy	1/2/2014 15:00	ES Mom 384: Buy	1759.00			@ES	F1 Momentum ES
	LExit	1/6/2014 13:54	Profit Target	1763.00	1	$170.00		
2271	Buy	1/7/2014 07:57	B3 Breakout ES: Buy	1761.25			@ES	B3 Breakout ES
	LExit	1/7/2014 14:06	B3 Breakout ES: CL	1762.75	1	$45.00		
2272	Buy	1/6/2014 15:00	ES Mom 384: Buy	1754.25			@ES	F1 Momentum ES
	LExit	1/10/2014 15:00	Profit Target	1767.00	1	$607.50		
2273	Buy	1/10/2014 15:00	G1: Geronimo: Buy	1767.25			@ES	G1 Geronimo ES
	LExit	1/13/2014 13:52	Stop Loss	1750.25	1	($880.00)		
2274	Buy	1/10/2014 15:00	ES Mom 384: Buy	1767.00			@ES	F1 Momentum ES

	LExit	1/13/2014 13:54	Stop Loss	1750.00	1	($880.00)		
2275	Buy	1/15/2014 07:57	B3 Breakout ES: Buy	1770.75			@ES	B3 Breakout ES
	LExit	1/15/2014 14:06	B3 Breakout ES: CL	1772.75	1	$70.00		
2276	Buy	1/13/2014 15:00	ES Mom 384: Buy	1744.75			@ES	F1 Momentum ES
	LExit	1/15/2014 15:00	Profit Target	1774.25	1	$1,445.00		
2277	Buy	1/21/2014 07:57	B3 Breakout ES: Buy	1772.75			@ES	B3 Breakout ES
	LExit	1/21/2014 08:42	Stop Loss	1765.75	1	($380.00)		
2278	Buy	1/16/2014 15:00	G1: Geronimo: Buy	1770.00			@ES	G1 Geronimo ES
	LExit	1/21/2014 13:52	Profit Target	1774.50	1	$195.00		
2279	Buy	9/26/2013 12:00	P2 PushPull: Buy	115.42			@TY	P2 Momentum TY
	LExit	1/23/2014 12:00	P2 PushPull: Sell	115.44	1	($19.38)		
2280	Buy	1/21/2014 13:52	G1: Geronimo: Buy	1774.50			@ES	G1 Geronimo ES
	LExit	1/23/2014 13:52	Stop Loss	1757.50	1	($880.00)		
2281	Buy	1/15/2014 15:00	ES Mom 384: Buy	1774.25			@ES	F1 Momentum ES
	LExit	1/23/2014 13:54	Stop Loss	1757.25	1	($880.00)		
2282	Buy	1/23/2014 15:00	ES Mom 384: Buy	1753.25			@ES	F1 Momentum ES
	LExit	1/24/2014 13:54	Stop Loss	1736.25	1	($880.00)		
2283	Sell	1/24/2014 07:57	S3 Breakdown ES: S	1738.75			@ES	S3 Breakdown SHORT ES
	SExit	1/24/2014 14:06	S3 Breakdown ES: CL	1716.25	1	$1,095.00		
2284	Buy	1/27/2014 12:00	P2 PushPull: Buy	115.59			@TY	P2 Momentum TY
	LExit	2/3/2014 12:00	P2 PushPull: Sell	116.98	1	$1,355.63		
2285	Buy	2/6/2014 07:57	B3 Breakout ES: Buy	1688.00			@ES	B3 Breakout ES
	LExit	2/6/2014 14:06	B3 Breakout ES: CL	1698.50	1	$495.00		
2286	Buy	2/7/2014 07:57	B3 Breakout ES: Buy	1713.50			@ES	B3 Breakout ES
	LExit	2/7/2014 08:24	Stop Loss	1706.50	1	($380.00)		
2287	Sell	2/7/2014 07:36	GS1: Gap SHORT	1708.25			@ES	GS1 Gap Short ES
	SExit	2/7/2014 11:46	Stop Loss	1719.75	1	($605.00)		
2288	Buy	2/11/2014 07:57	B3 Breakout ES: Buy	1733.00			@ES	B3 Breakout ES
	LExit	2/11/2014 14:06	B3 Breakout ES: CL	1746.00	1	$620.00		
2289	Buy	2/19/2014 15:00	ES Mom 384: Buy	1755.50			@ES	F1 Momentum ES
	LExit	2/20/2014 13:54	Profit Target	1759.50	1	$170.00		
2290	Buy	2/20/2014 15:00	ES Mom 384: Buy	1771.00			@ES	F1 Momentum ES
	LExit	2/21/2014 13:54	Profit Target	1775.00	1	$170.00		
2291	Buy	2/21/2014 15:00	ES Mom 384: Buy	1766.75			@ES	F1 Momentum ES
	LExit	2/24/2014 13:54	Profit Target	1770.75	1	$170.00		
2292	Buy	2/24/2014 15:00	ES Mom 384: Buy	1780.25			@ES	F1 Momentum ES
	LExit	2/27/2014 15:00	Profit Target	1784.25	1	$170.00		
2293	Buy	2/27/2014 15:00	G1: Geronimo: Buy	1780.25			@ES	G1 Geronimo ES
	LExit	2/27/2014 15:00	Profit Target	1784.25	1	$170.00		
2294	Buy	2/28/2014 15:00	ES Mom 384: Buy	1787.25			@ES	F1 Momentum ES
	LExit	2/28/2014 15:00	Profit Target	1791.25	1	$170.00		
2295	Buy	2/28/2014 15:00	G1: Geronimo:	1787.50			@ES	G1 Geronimo ES

			Buy					
	LExit	2/28/2014 15:00	Profit Target	1791.50	1	$170.00		
2296	Buy	3/4/2014 07:57	B3 Breakout ES: Buy	1796.25			@ES	B3 Breakout ES
	LExit	3/4/2014 14:06	B3 Breakout ES: CL	1801.75	1	$245.00		
2297	Buy	3/3/2014 15:00	ES Mom 384: Buy	1774.00			@ES	F1 Momentum ES
	LExit	3/5/2014 15:00	Profit Target	1803.25	1	$1,432.50		
2298	Buy	3/5/2014 15:00	G1: Geronimo: Buy	1802.75			@ES	G1 Geronimo ES
	LExit	3/6/2014 13:52	Profit Target	1808.50	1	$257.50		
2299	Buy	3/5/2014 15:00	ES Mom 384: Buy	1803.25			@ES	F1 Momentum ES
	LExit	3/6/2014 13:54	Profit Target	1808.50	1	$232.50		
2300	Buy	3/6/2014 07:57	B3 Breakout ES: Buy	1810.00			@ES	B3 Breakout ES
	LExit	3/6/2014 14:06	B3 Breakout ES: CL	1807.75	1	($142.50)		
2301	Buy	3/6/2014 15:00	G1: Geronimo: Buy	1806.75			@ES	G1 Geronimo ES
	LExit	3/7/2014 13:52	Profit Target	1815.25	1	$395.00		
2302	Buy	3/6/2014 15:00	ES Mom 384: Buy	1807.00			@ES	F1 Momentum ES
	LExit	3/7/2014 13:54	Profit Target	1815.25	1	$382.50		
2303	Sell	3/7/2014 07:36	GS1: Gap SHORT	1812.00			@ES	GS1 Gap Short ES
	SExit	3/7/2014 14:00	GS1: Close	1808.50	1	$145.00		
2304	Buy	3/7/2014 15:00	ES Mom 384: Buy	1806.25			@ES	F1 Momentum ES
	LExit	3/10/2014 15:00	Profit Target	1810.25	1	$170.00		
2305	Buy	3/7/2014 15:00	G1: Geronimo: Buy	1806.75			@ES	G1 Geronimo ES
	LExit	3/11/2014 13:52	Profit Target	1811.00	1	$182.50		
2306	Buy	3/11/2014 15:00	G1: Geronimo: Buy	1797.25			@ES	G1 Geronimo ES
	LExit	3/13/2014 13:52	Profit Target	1805.00	1	$357.50		
2307	Buy	3/11/2014 15:00	ES Mom 384: Buy	1797.75			@ES	F1 Momentum ES
	LExit	3/13/2014 13:54	Profit Target	1805.00	1	$332.50		
2308	Buy	3/17/2014 07:57	B3 Breakout ES: Buy	1790.25			@ES	B3 Breakout ES
	LExit	3/17/2014 14:06	B3 Breakout ES: CL	1789.50	1	($67.50)		
2309	Buy	3/18/2014 07:57	B3 Breakout ES: Buy	1795.25			@ES	B3 Breakout ES
	LExit	3/18/2014 14:06	B3 Breakout ES: CL	1803.50	1	$382.50		
2310	Buy	3/21/2014 07:57	B3 Breakout ES: Buy	1811.75			@ES	B3 Breakout ES
	LExit	3/21/2014 11:24	Stop Loss	1804.75	1	($380.00)		
2311	Buy	3/13/2014 15:00	ES Mom 384: Buy	1777.00			@ES	F1 Momentum ES
	LExit	3/21/2014 15:00	Profit Target	1796.50	1	$945.00		
2312	Buy	3/21/2014 15:00	G1: Geronimo: Buy	1796.50			@ES	G1 Geronimo ES
	LExit	3/24/2014 13:52	Profit Target	1802.25	1	$257.50		
2313	Buy	3/21/2014 15:00	ES Mom 384: Buy	1796.50			@ES	F1 Momentum ES
	LExit	3/24/2014 13:54	Profit Target	1802.25	1	$257.50		
2314	Buy	3/25/2014 07:57	B3 Breakout ES: Buy	1799.75			@ES	B3 Breakout ES
	LExit	3/25/2014 08:51	Stop Loss	1792.75	1	($380.00)		
2315	Buy	3/24/2014 15:00	G1: Geronimo: Buy	1789.25			@ES	G1 Geronimo ES
	LExit	3/26/2014 13:52	Profit Target	1804.25	1	$720.00		
2316	Buy	3/24/2014 15:00	ES Mom 384: Buy	1790.25			@ES	F1 Momentum ES

	LExit	3/26/2014 13:54	Profit Target	1804.25	1	$670.00		
2317	Buy	3/28/2014 07:57	B3 Breakout ES: Buy	1792.25			@ES	B3 Breakout ES
	LExit	3/28/2014 12:18	Stop Loss	1785.25	1	($380.00)		
2318	Buy	3/27/2014 15:00	G1: Geronimo: Buy	1781.25			@ES	G1 Geronimo ES
	LExit	3/28/2014 13:52	Profit Target	1785.25	1	$170.00		
2319	Buy	3/26/2014 15:00	ES Mom 384: Buy	1785.00			@ES	F1 Momentum ES
	LExit	3/28/2014 13:54	Profit Target	1789.00	1	$170.00		
2320	Buy	3/31/2014 07:57	B3 Breakout ES: Buy	1800.25			@ES	B3 Breakout ES
	LExit	3/31/2014 14:06	B3 Breakout ES: CL	1802.00	1	$57.50		
2321	Buy	4/1/2014 07:57	B3 Breakout ES: Buy	1812.00			@ES	B3 Breakout ES
	LExit	4/1/2014 14:06	B3 Breakout ES: CL	1816.75	1	$207.50		
2322	Sell	4/4/2014 07:36	GS1: Gap SHORT	1828.50			@ES	GS1 Gap Short ES
	SExit	4/4/2014 09:44	Profit Target	1814.50	1	$670.00		
2323	Buy	4/2/2014 15:00	G1: Geronimo: Buy	1822.75			@ES	G1 Geronimo ES
	LExit	4/4/2014 13:52	Profit Target	1829.75	1	$320.00		
2324	Buy	4/2/2014 15:00	ES Mom 384: Buy	1822.75			@ES	F1 Momentum ES
	LExit	4/4/2014 13:54	Profit Target	1829.75	1	$320.00		
2325	Buy	4/4/2014 15:00	ES Mom 384: Buy	1798.25			@ES	F1 Momentum ES
	LExit	4/7/2014 13:54	Stop Loss	1781.25	1	($880.00)		
2326	Sell	4/7/2014 07:57	S3 Breakdown ES: S	1787.75			@ES	S3 Breakdown SHORT ES
	SExit	4/7/2014 14:06	S3 Breakdown ES: CL	1776.50	1	$532.50		
2327	Buy	4/7/2014 15:00	ES Mom 384: Buy	1777.00			@ES	F1 Momentum ES
	LExit	4/9/2014 13:54	Profit Target	1789.25	1	$582.50		
2328	Buy	4/9/2014 15:00	ES Mom 384: Buy	1803.25			@ES	F1 Momentum ES
	LExit	4/10/2014 13:54	Stop Loss	1786.25	1	($880.00)		
2329	Buy	4/10/2014 15:00	ES Mom 384: Buy	1769.00			@ES	F1 Momentum ES
	LExit	4/11/2014 13:54	Stop Loss	1752.00	1	($880.00)		
2330	Buy	4/21/2014 15:00	G1: Geronimo: Buy	1802.75			@ES	G1 Geronimo ES
	LExit	4/22/2014 13:52	Profit Target	1806.75	1	$170.00		
2331	Buy	4/21/2014 15:00	ES Mom 384: Buy	1803.50			@ES	F1 Momentum ES
	LExit	4/22/2014 13:54	Profit Target	1807.50	1	$170.00		
2332	Buy	4/22/2014 07:57	B3 Breakout ES: Buy	1806.00			@ES	B3 Breakout ES
	LExit	4/22/2014 14:06	B3 Breakout ES: CL	1812.75	1	$307.50		
2333	Buy	4/22/2014 15:00	ES Mom 384: Buy	1813.50			@ES	F1 Momentum ES
	LExit	4/23/2014 15:00	Profit Target	1817.50	1	$170.00		
2334	Buy	4/22/2014 15:00	G1: Geronimo: Buy	1813.50			@ES	G1 Geronimo ES
	LExit	4/23/2014 15:00	Profit Target	1817.50	1	$170.00		
2335	Sell	4/24/2014 07:36	GS1: Gap SHORT	1815.00			@ES	GS1 Gap Short ES
	SExit	4/24/2014 14:00	GS1: Close	1811.25	1	$157.50		
2336	Buy	4/24/2014 15:00	G1: Geronimo: Buy	1810.50			@ES	G1 Geronimo ES
	LExit	4/25/2014 13:52	Stop Loss	1793.50	1	($880.00)		
2337	Buy	4/24/2014 15:00	ES Mom 384: Buy	1810.75			@ES	F1 Momentum ES
	LExit	4/25/2014 13:54	Stop Loss	1793.75	1	($880.00)		

2338	Sell	4/25/2014 07:57	S3 Breakdown ES: S	1801.50			@ES	S3 Breakdown SHORT ES
	SExit	4/25/2014 14:06	S3 Breakdown ES: CL	1796.50	1	$220.00		
2339	Buy	4/25/2014 15:00	ES Mom 384: Buy	1797.50			@ES	F1 Momentum ES
	LExit	4/28/2014 13:54	Profit Target	1803.75	1	$282.50		
2340	Buy	4/25/2014 15:00	G1: Geronimo: Buy	1797.00			@ES	G1 Geronimo ES
	LExit	5/2/2014 13:52	Profit Target	1816.00	1	$920.00		
2341	Buy	5/1/2014 15:00	ES Mom 384: Buy	1815.25			@ES	F1 Momentum ES
	LExit	5/2/2014 13:54	Profit Target	1819.25	1	$170.00		
2342	Buy	5/2/2014 15:00	G1: Geronimo: Buy	1813.25			@ES	G1 Geronimo ES
	LExit	5/5/2014 13:52	Profit Target	1817.25	1	$170.00		
2343	Buy	5/2/2014 15:00	ES Mom 384: Buy	1814.25			@ES	F1 Momentum ES
	LExit	5/5/2014 13:54	Profit Target	1818.25	1	$170.00		
2344	Buy	5/5/2014 15:00	G1: Geronimo: Buy	1817.25			@ES	G1 Geronimo ES
	LExit	5/6/2014 13:52	Stop Loss	1800.25	1	($880.00)		
2345	Buy	5/6/2014 15:00	G1: Geronimo: Buy	1802.00			@ES	G1 Geronimo ES
	LExit	5/7/2014 13:52	Profit Target	1807.25	1	$232.50		
2346	Buy	5/5/2014 15:00	ES Mom 384: Buy	1817.00			@ES	F1 Momentum ES
	LExit	5/7/2014 13:54	Stop Loss	1800.00	1	($880.00)		
2347	Buy	5/7/2014 15:00	G1: Geronimo: Buy	1812.00			@ES	G1 Geronimo ES
	LExit	5/12/2014 13:52	Profit Target	1820.50	1	$395.00		
2348	Buy	5/7/2014 15:00	ES Mom 384: Buy	1811.25			@ES	F1 Momentum ES
	LExit	5/12/2014 13:54	Profit Target	1820.50	1	$432.50		
2349	Buy	5/12/2014 07:57	B3 Breakout ES: Buy	1825.50			@ES	B3 Breakout ES
	LExit	5/12/2014 14:06	B3 Breakout ES: CL	1831.00	1	$245.00		
2350	Buy	5/13/2014 15:00	G1: Geronimo: Buy	1831.75			@ES	G1 Geronimo ES
	LExit	5/15/2014 13:52	Stop Loss	1814.75	1	($880.00)		
2351	Buy	5/12/2014 15:00	ES Mom 384: Buy	1831.25			@ES	F1 Momentum ES
	LExit	5/15/2014 13:54	Stop Loss	1814.25	1	($880.00)		
2352	Buy	5/15/2014 15:00	ES Mom 384: Buy	1806.00			@ES	F1 Momentum ES
	LExit	5/16/2014 15:00	Profit Target	1812.75	1	$307.50		
2353	Buy	5/16/2014 15:00	ES Mom 384: Buy	1812.75			@ES	F1 Momentum ES
	LExit	5/19/2014 13:54	Profit Target	1816.75	1	$170.00		
2354	Buy	5/19/2014 15:00	G1: Geronimo: Buy	1821.00			@ES	G1 Geronimo ES
	LExit	5/20/2014 13:52	Stop Loss	1804.00	1	($880.00)		
2355	Buy	5/19/2014 15:00	ES Mom 384: Buy	1821.50			@ES	F1 Momentum ES
	LExit	5/20/2014 13:54	Stop Loss	1804.50	1	($880.00)		
2356	Buy	5/21/2014 07:57	B3 Breakout ES: Buy	1818.75			@ES	B3 Breakout ES
	LExit	5/21/2014 14:06	B3 Breakout ES: CL	1824.00	1	$232.50		
2357	Buy	5/20/2014 15:00	ES Mom 384: Buy	1809.50			@ES	F1 Momentum ES
	LExit	5/23/2014 13:54	Profit Target	1830.00	1	$995.00		
2358	Buy	5/23/2014 15:00	G1: Geronimo: Buy	1837.50			@ES	G1 Geronimo ES
	LExit	5/26/2014 13:52	Profit Target	1841.50	1	$170.00		
2359	Buy	5/23/2014 15:00	ES Mom 384: Buy	1837.50			@ES	F1 Momentum ES

	LExit	5/26/2014 13:54	Profit Target	1841.50	1	$170.00		
2360	Buy	5/27/2014 13:52	G1: Geronimo: Buy	1843.25			@ES	G1 Geronimo ES
	LExit	5/27/2014 13:52	Profit Target	1847.25	1	$170.00		
2361	Buy	5/27/2014 13:54	ES Mom 384: Buy	1843.25			@ES	F1 Momentum ES
	LExit	5/27/2014 13:54	Profit Target	1847.25	1	$170.00		
2362	Buy	5/26/2014 07:57	B3 Breakout ES: Buy	1840.75			@ES	B3 Breakout ES
	LExit	5/27/2014 14:06	B3 Breakout ES: CL	1847.75	1	$320.00		
2363	Buy	2/3/2014 14:59	P2 PushPull: Buy	117.13			@TY	P2 Momentum TY
	LExit	5/29/2014 10:00	P2 PushPull: Sell	119.00	1	$1,840.00		
2364	Buy	5/27/2014 15:00	G1: Geronimo: Buy	1848.25			@ES	G1 Geronimo ES
	LExit	5/29/2014 13:52	Profit Target	1852.25	1	$170.00		
2365	Buy	5/27/2014 15:00	ES Mom 384: Buy	1848.00			@ES	F1 Momentum ES
	LExit	5/29/2014 13:54	Profit Target	1852.00	1	$170.00		
2366	Buy	5/29/2014 15:00	ES Mom 384: Buy	1855.75			@ES	F1 Momentum ES
	LExit	5/30/2014 13:54	Profit Target	1859.75	1	$170.00		
2367	Buy	5/29/2014 15:00	G1: Geronimo: Buy	1856.25			@ES	G1 Geronimo ES
	LExit	5/30/2014 15:00	Profit Target	1860.25	1	$170.00		
2368	Buy	5/30/2014 15:00	ES Mom 384: Buy	1859.25			@ES	F1 Momentum ES
	LExit	6/4/2014 13:54	Profit Target	1863.25	1	$170.00		
2369	Buy	6/5/2014 07:57	B3 Breakout ES: Buy	1867.25			@ES	B3 Breakout ES
	LExit	6/5/2014 08:24	Stop Loss	1860.25	1	($380.00)		
2370	Buy	6/4/2014 15:00	ES Mom 384: Buy	1864.50			@ES	F1 Momentum ES
	LExit	6/5/2014 13:54	Profit Target	1868.50	1	$170.00		
2371	Buy	6/6/2014 07:57	B3 Breakout ES: Buy	1882.00			@ES	B3 Breakout ES
	LExit	6/6/2014 14:06	B3 Breakout ES: CL	1888.00	1	$270.00		
2372	Buy	6/5/2014 15:00	ES Mom 384: Buy	1877.50			@ES	F1 Momentum ES
	LExit	6/10/2014 15:00	Profit Target	1888.00	1	$495.00		
2373	Buy	6/10/2014 15:00	G1: Geronimo: Buy	1887.75			@ES	G1 Geronimo ES
	LExit	6/12/2014 13:52	Stop Loss	1870.75	1	($880.00)		
2374	Buy	6/10/2014 15:00	ES Mom 384: Buy	1888.00			@ES	F1 Momentum ES
	LExit	6/12/2014 13:54	Stop Loss	1871.00	1	($880.00)		
2375	Buy	6/12/2014 15:00	ES Mom 384: Buy	1868.25			@ES	F1 Momentum ES
	LExit	6/16/2014 13:54	Profit Target	1872.25	1	$170.00		
2376	Buy	6/16/2014 15:00	G1: Geronimo: Buy	1874.75			@ES	G1 Geronimo ES
	LExit	6/17/2014 13:52	Profit Target	1878.75	1	$170.00		
2377	Buy	6/16/2014 15:00	ES Mom 384: Buy	1875.00			@ES	F1 Momentum ES
	LExit	6/17/2014 13:54	Profit Target	1879.00	1	$170.00		
2378	Buy	6/17/2014 15:00	ES Mom 384: Buy	1878.75			@ES	F1 Momentum ES
	LExit	6/18/2014 13:54	Profit Target	1882.75	1	$170.00		
2379	Buy	6/18/2014 15:00	ES Mom 384: Buy	1895.00			@ES	F1 Momentum ES
	LExit	6/20/2014 13:54	Profit Target	1901.25	1	$282.50		
2380	Sell	6/20/2014 07:36	GS1: Gap SHORT	1899.25			@ES	GS1 Gap Short ES
	SExit	6/20/2014 14:00	GS1: Close	1900.25	1	($80.00)		
2381	Buy	6/20/2014 15:00	G1: Geronimo:	1900.75			@ES	G1 Geronimo ES

2381	Buy	6/20/2014 15:00	Buy	1900.75			@ES	G1 Geronimo ES
	LExit	6/24/2014 13:52	Profit Target	1904.75	1	$170.00		
2382	Buy	6/20/2014 15:00	ES Mom 384: Buy	1900.25			@ES	F1 Momentum ES
	LExit	6/24/2014 13:54	Profit Target	1904.25	1	$170.00		
2383	Buy	6/24/2014 15:00	ES Mom 384: Buy	1888.00			@ES	F1 Momentum ES
	LExit	6/27/2014 13:54	Profit Target	1892.00	1	$170.00		
2384	Buy	7/1/2014 07:57	B3 Breakout ES: Buy	1904.75			@ES	B3 Breakout ES
	LExit	7/1/2014 14:06	B3 Breakout ES: CL	1911.25	1	$295.00		
2385	Buy	6/27/2014 15:00	ES Mom 384: Buy	1899.00			@ES	F1 Momentum ES
	LExit	7/2/2014 15:00	Profit Target	1912.50	1	$645.00		
2386	Buy	6/27/2014 15:00	G1: Geronimo: Buy	1899.25			@ES	G1 Geronimo ES
	LExit	7/2/2014 15:00	Profit Target	1912.50	1	$632.50		
2387	Buy	7/2/2014 15:00	G1: Geronimo: Buy	1912.50			@ES	G1 Geronimo ES
	LExit	7/3/2014 13:52	Profit Target	1918.50	1	$270.00		
2388	Buy	7/2/2014 15:00	ES Mom 384: Buy	1912.50			@ES	F1 Momentum ES
	LExit	7/3/2014 13:54	Profit Target	1918.50	1	$270.00		
2389	Buy	7/3/2014 07:57	B3 Breakout ES: Buy	1918.25			@ES	B3 Breakout ES
	LExit	7/7/2014 14:06	B3 Breakout ES: CL	1916.75	1	($105.00)		
2390	Buy	7/4/2014 13:52	G1: Geronimo: Buy	1921.50			@ES	G1 Geronimo ES
	LExit	7/8/2014 13:52	Stop Loss	1904.50	1	($880.00)		
2391	Buy	7/4/2014 13:54	ES Mom 384: Buy	1921.50			@ES	F1 Momentum ES
	LExit	7/8/2014 13:54	Stop Loss	1904.50	1	($880.00)		
2392	Buy	5/30/2014 14:00	P2 PushPull: Buy	118.41			@TY	P2 Momentum TY
	LExit	7/10/2014 08:00	P2 PushPull: Sell	118.45	1	$11.88		
2393	Buy	7/14/2014 07:57	B3 Breakout ES: Buy	1918.50			@ES	B3 Breakout ES
	LExit	7/14/2014 14:06	B3 Breakout ES: CL	1916.50	1	($130.00)		
2394	Buy	7/15/2014 07:57	B3 Breakout ES: Buy	1921.25			@ES	B3 Breakout ES
	LExit	7/15/2014 08:24	Stop Loss	1914.25	1	($380.00)		
2395	Buy	7/8/2014 15:00	ES Mom 384: Buy	1903.00			@ES	F1 Momentum ES
	LExit	7/15/2014 13:54	Profit Target	1918.00	1	$720.00		
2396	Buy	7/16/2014 07:57	B3 Breakout ES: Buy	1920.75			@ES	B3 Breakout ES
	LExit	7/16/2014 14:06	B3 Breakout ES: CL	1920.75	1	($30.00)		
2397	Buy	7/15/2014 15:00	ES Mom 384: Buy	1912.50			@ES	F1 Momentum ES
	LExit	7/17/2014 13:54	Profit Target	1916.50	1	$170.00		
2398	Buy	7/10/2014 10:00	P2 PushPull: Buy	118.28			@TY	P2 Momentum TY
	LExit	7/17/2014 14:59	P2 PushPull: Sell	118.72	1	$402.50		
2399	Buy	7/22/2014 07:57	B3 Breakout ES: Buy	1921.00			@ES	B3 Breakout ES
	LExit	7/22/2014 14:06	B3 Breakout ES: CL	1920.75	1	($42.50)		
2400	Buy	7/17/2014 15:00	ES Mom 384: Buy	1899.25			@ES	F1 Momentum ES
	LExit	7/24/2014 13:54	Profit Target	1929.25	1	$1,470.00		
2401	Buy	7/24/2014 15:00	G1: Geronimo: Buy	1928.75			@ES	G1 Geronimo ES

	LExit	7/28/2014 13:52	Stop Loss	1911.75	1	($880.00)		
2402	Buy	7/24/2014 15:00	ES Mom 384: Buy	1928.50			@ES	F1 Momentum ES
	LExit	7/28/2014 13:54	Stop Loss	1911.50	1	($880.00)		
2403	Buy	7/28/2014 15:00	G1: Geronimo: Buy	1918.50			@ES	G1 Geronimo ES
	LExit	7/29/2014 13:52	Profit Target	1922.50	1	$170.00		
2404	Buy	7/28/2014 15:00	ES Mom 384: Buy	1918.25			@ES	F1 Momentum ES
	LExit	7/29/2014 13:54	Profit Target	1922.50	1	$182.50		
2405	Buy	7/29/2014 15:00	G1: Geronimo: Buy	1913.00			@ES	G1 Geronimo ES
	LExit	7/31/2014 13:52	Stop Loss	1896.00	1	($880.00)		
2406	Buy	7/29/2014 15:00	ES Mom 384: Buy	1912.25			@ES	F1 Momentum ES
	LExit	7/31/2014 13:54	Stop Loss	1895.25	1	($880.00)		
2407	Sell	7/31/2014 07:57	S3 Breakdown ES: S	1895.25			@ES	S3 Breakdown SHORT ES
	SExit	7/31/2014 14:06	S3 Breakdown ES: CL	1870.50	1	$1,207.50		
2408	Buy	7/21/2014 12:00	P2 PushPull: Buy	118.36			@TY	P2 Momentum TY
	LExit	8/8/2014 08:00	P2 PushPull: Sell	119.31	1	$918.13		
2409	Buy	8/13/2014 07:57	B3 Breakout ES: Buy	1882.75			@ES	B3 Breakout ES
	LExit	8/13/2014 14:06	B3 Breakout ES: CL	1890.00	1	$332.50		
2410	Buy	8/14/2014 07:57	B3 Breakout ES: Buy	1892.25			@ES	B3 Breakout ES
	LExit	8/14/2014 14:06	B3 Breakout ES: CL	1898.75	1	$295.00		
2411	Buy	8/15/2014 07:57	B3 Breakout ES: Buy	1903.00			@ES	B3 Breakout ES
	LExit	8/15/2014 09:00	Stop Loss	1896.00	1	($380.00)		
2412	Buy	8/18/2014 07:57	B3 Breakout ES: Buy	1908.00			@ES	B3 Breakout ES
	LExit	8/18/2014 14:06	B3 Breakout ES: CL	1913.75	1	$257.50		
2413	Buy	8/19/2014 07:57	B3 Breakout ES: Buy	1917.50			@ES	B3 Breakout ES
	LExit	8/19/2014 14:06	B3 Breakout ES: CL	1923.50	1	$270.00		
2414	Buy	8/21/2014 15:00	G1: Geronimo: Buy	1935.50			@ES	G1 Geronimo ES
	LExit	8/25/2014 13:52	Profit Target	1941.75	1	$282.50		
2415	Buy	8/21/2014 15:00	ES Mom 384: Buy	1935.75			@ES	F1 Momentum ES
	LExit	8/25/2014 13:54	Profit Target	1941.75	1	$270.00		
2416	Sell	8/25/2014 07:36	GS1: Gap SHORT	1940.75			@ES	GS1 Gap Short ES
	SExit	8/25/2014 14:00	GS1: Close	1942.00	1	($92.50)		
2417	Buy	8/25/2014 07:57	B3 Breakout ES: Buy	1940.75			@ES	B3 Breakout ES
	LExit	8/25/2014 14:06	B3 Breakout ES: CL	1941.25	1	($5.00)		
2418	Buy	8/25/2014 15:00	G1: Geronimo: Buy	1941.75			@ES	G1 Geronimo ES
	LExit	8/26/2014 13:52	Profit Target	1945.75	1	$170.00		
2419	Buy	8/25/2014 15:00	ES Mom 384: Buy	1941.50			@ES	F1 Momentum ES
	LExit	8/26/2014 13:54	Profit Target	1945.50	1	$170.00		
2420	Buy	8/26/2014 07:57	B3 Breakout ES: Buy	1944.75			@ES	B3 Breakout ES
	LExit	8/26/2014 14:06	B3 Breakout ES: CL	1944.25	1	($55.00)		
2421	Buy	8/26/2014 15:00	G1: Geronimo: Buy	1944.25			@ES	G1 Geronimo ES
	LExit	9/2/2014 13:52	Profit Target	1949.75	1	$245.00		

2422	Buy	8/26/2014 15:00	ES Mom 384: Buy	1944.00			@ES	F1 Momentum ES
	LExit	9/2/2014 13:54	Profit Target	1949.75	1	$257.50		
2423	Buy	9/3/2014 07:57	B3 Breakout ES: Buy	1952.75			@ES	B3 Breakout ES
	LExit	9/3/2014 09:36	Stop Loss	1945.75	1	($380.00)		
2424	Buy	9/2/2014 13:52	G1: Geronimo: Buy	1949.75			@ES	G1 Geronimo ES
	LExit	9/3/2014 13:52	Profit Target	1953.75	1	$170.00		
2425	Buy	9/2/2014 13:54	ES Mom 384: Buy	1949.75			@ES	F1 Momentum ES
	LExit	9/3/2014 13:54	Profit Target	1953.75	1	$170.00		
2426	Buy	9/3/2014 15:00	ES Mom 384: Buy	1944.50			@ES	F1 Momentum ES
	LExit	9/4/2014 13:54	Profit Target	1948.50	1	$170.00		
2427	Buy	9/4/2014 15:00	ES Mom 384: Buy	1941.25			@ES	F1 Momentum ES
	LExit	9/9/2014 13:54	Profit Target	1945.25	1	$170.00		
2428	Buy	9/15/2014 15:00	G1: Geronimo: Buy	1929.00			@ES	G1 Geronimo ES
	LExit	9/16/2014 13:52	Profit Target	1933.00	1	$170.00		
2429	Buy	9/9/2014 15:00	ES Mom 384: Buy	1932.50			@ES	F1 Momentum ES
	LExit	9/16/2014 13:54	Profit Target	1936.50	1	$170.00		
2430	Sell	9/17/2014 07:36	GS1: Gap SHORT	1946.75			@ES	GS1 Gap Short ES
	SExit	9/17/2014 14:00	GS1: Close	1947.50	1	($67.50)		
2431	Buy	9/16/2014 15:00	ES Mom 384: Buy	1944.75			@ES	F1 Momentum ES
	LExit	9/18/2014 13:54	Profit Target	1953.50	1	$407.50		
2432	Sell	9/18/2014 07:36	GS1: Gap SHORT	1953.00			@ES	GS1 Gap Short ES
	SExit	9/18/2014 14:00	GS1: Close	1958.00	1	($280.00)		
2433	Buy	9/19/2014 07:57	B3 Breakout ES: Buy	1963.00			@ES	B3 Breakout ES
	LExit	9/19/2014 10:12	Stop Loss	1956.00	1	($380.00)		
2434	Buy	9/18/2014 15:00	G1: Geronimo: Buy	1958.00			@ES	G1 Geronimo ES
	LExit	9/19/2014 13:52	Profit Target	1964.50	1	$295.00		
2435	Buy	9/18/2014 15:00	ES Mom 384: Buy	1958.00			@ES	F1 Momentum ES
	LExit	9/19/2014 13:54	Profit Target	1964.50	1	$295.00		
2436	Buy	9/19/2014 15:00	ES Mom 384: Buy	1959.25			@ES	F1 Momentum ES
	LExit	9/22/2014 13:54	Stop Loss	1942.25	1	($880.00)		
2437	Buy	9/22/2014 15:00	ES Mom 384: Buy	1940.50			@ES	F1 Momentum ES
	LExit	9/23/2014 15:00	Stop Loss	1923.50	1	($880.00)		
2438	Sell	9/25/2014 07:57	S3 Breakdown ES: S	1933.25			@ES	S3 Breakdown SHORT ES
	SExit	9/25/2014 14:06	S3 Breakdown ES: CL	1915.00	1	$882.50		
2439	Sell	10/1/2014 07:57	S3 Breakdown ES: S	1904.50			@ES	S3 Breakdown SHORT ES
	SExit	10/1/2014 14:06	S3 Breakdown ES: CL	1894.75	1	$457.50		
2440	Buy	8/11/2014 14:00	P2 PushPull: Buy	118.95			@TY	P2 Momentum TY
	LExit	10/1/2014 14:59	P2 PushPull: Sell	119.30	1	$308.75		
2441	Sell	10/3/2014 07:36	GS1: Gap SHORT	1903.00			@ES	GS1 Gap Short ES
	SExit	10/3/2014 10:32	Stop Loss	1914.75	1	($617.50)		
2442	Buy	10/6/2014 07:57	B3 Breakout ES: Buy	1923.50			@ES	B3 Breakout ES
	LExit	10/6/2014 08:51	Stop Loss	1916.50	1	($380.00)		
2443	Buy	10/2/2014 08:00	P2 PushPull: Buy	119.11			@TY	P2 Momentum TY

	LExit	10/7/2014 14:00	P2 PushPull: Sell	119.69	1	$543.13		
2444	Sell	10/7/2014 07:57	S3 Breakdown ES: S	1895.75			@ES	S3 Breakdown SHORT ES
	SExit	10/7/2014 14:06	S3 Breakdown ES: CL	1881.00	1	$707.50		
2445	Buy	10/9/2014 14:00	P2 PushPull: Buy	120.02			@TY	P2 Momentum TY
	LExit	10/13/2014 14:59	P2 PushPull: Sell	121.03	1	$980.63		
2446	Sell	10/17/2014 07:36	GS1: Gap SHORT	1829.25			@ES	GS1 Gap Short ES
	SExit	10/17/2014 09:30	Stop Loss	1842.50	1	($692.50)		
2447	Buy	10/17/2014 07:57	B3 Breakout ES: Buy	1827.75			@ES	B3 Breakout ES
	LExit	10/17/2014 14:06	B3 Breakout ES: CL	1832.00	1	$182.50		
2448	Buy	10/21/2014 07:57	B3 Breakout ES: Buy	1867.75			@ES	B3 Breakout ES
	LExit	10/21/2014 14:06	B3 Breakout ES: CL	1890.00	1	$1,082.50		
2449	Buy	10/28/2014 07:57	B3 Breakout ES: Buy	1918.00			@ES	B3 Breakout ES
	LExit	10/28/2014 14:06	B3 Breakout ES: CL	1932.00	1	$670.00		
2450	Buy	10/28/2014 15:00	ES Mom 384: Buy	1929.50			@ES	F1 Momentum ES
	LExit	10/28/2014 15:00	Profit Target	1933.50	1	$170.00		
2451	Buy	10/28/2014 15:00	G1: Geronimo: Buy	1929.00			@ES	G1 Geronimo ES
	LExit	10/28/2014 15:00	Profit Target	1933.00	1	$170.00		
2452	Buy	10/29/2014 15:00	G1: Geronimo: Buy	1929.75			@ES	G1 Geronimo ES
	LExit	10/30/2014 13:52	Profit Target	1933.75	1	$170.00		
2453	Buy	10/29/2014 15:00	ES Mom 384: Buy	1929.75			@ES	F1 Momentum ES
	LExit	10/30/2014 13:54	Profit Target	1933.75	1	$170.00		
2454	Buy	10/30/2014 15:00	G1: Geronimo: Buy	1940.00			@ES	G1 Geronimo ES
	LExit	10/31/2014 13:52	Profit Target	1966.25	1	$1,282.50		
2455	Buy	10/30/2014 15:00	ES Mom 384: Buy	1941.00			@ES	F1 Momentum ES
	LExit	10/31/2014 13:54	Profit Target	1966.25	1	$1,232.50		
2456	Sell	10/31/2014 07:36	GS1: Gap SHORT	1963.00			@ES	GS1 Gap Short ES
	SExit	10/31/2014 14:00	GS1: Close	1964.75	1	($117.50)		
2457	Buy	10/31/2014 07:57	B3 Breakout ES: Buy	1958.00			@ES	B3 Breakout ES
	LExit	10/31/2014 14:06	B3 Breakout ES: CL	1964.25	1	$282.50		
2458	Buy	10/16/2014 08:00	P2 PushPull: Buy	122.06			@TY	P2 Momentum TY
	LExit	11/3/2014 10:00	Stop Loss	119.75	1	($2,347.50)		
2459	Buy	10/31/2014 15:00	G1: Geronimo: Buy	1964.50			@ES	G1 Geronimo ES
	LExit	11/3/2014 13:52	Profit Target	1968.50	1	$170.00		
2460	Buy	10/31/2014 15:00	ES Mom 384: Buy	1964.25			@ES	F1 Momentum ES
	LExit	11/3/2014 13:54	Profit Target	1968.25	1	$170.00		
2461	Sell	11/5/2014 07:36	GS1: Gap SHORT	1971.50			@ES	GS1 Gap Short ES
	SExit	11/5/2014 14:00	GS1: Close	1972.00	1	($55.00)		

2462	Buy	11/5/2014 07:57	B3 Breakout ES: Buy	1967.50			@ES	B3 Breakout ES
	LExit	11/5/2014 14:06	B3 Breakout ES: CL	1972.25	1	$207.50		
2463	Buy	11/3/2014 15:00	ES Mom 384: Buy	1964.50			@ES	F1 Momentum ES
	LExit	11/5/2014 15:00	Profit Target	1971.00	1	$295.00		
2464	Buy	11/3/2014 15:00	G1: Geronimo: Buy	1963.25			@ES	G1 Geronimo ES
	LExit	11/5/2014 15:00	Profit Target	1972.25	1	$420.00		
2465	Buy	11/5/2014 15:00	G1: Geronimo: Buy	1972.25			@ES	G1 Geronimo ES
	LExit	11/6/2014 13:52	Profit Target	1976.25	1	$170.00		
2466	Buy	11/5/2014 15:00	ES Mom 384: Buy	1971.00			@ES	F1 Momentum ES
	LExit	11/6/2014 13:54	Profit Target	1975.00	1	$170.00		
2467	Buy	11/6/2014 15:00	G1: Geronimo: Buy	1980.50			@ES	G1 Geronimo ES
	LExit	11/7/2014 13:52	Profit Target	1984.50	1	$170.00		
2468	Buy	11/6/2014 15:00	ES Mom 384: Buy	1979.75			@ES	F1 Momentum ES
	LExit	11/7/2014 13:54	Profit Target	1983.75	1	$170.00		
2469	Buy	11/7/2014 15:00	G1: Geronimo: Buy	1980.00			@ES	G1 Geronimo ES
	LExit	11/10/2014 13:52	Profit Target	1984.00	1	$170.00		
2470	Buy	11/7/2014 15:00	ES Mom 384: Buy	1979.50			@ES	F1 Momentum ES
	LExit	11/10/2014 13:54	Profit Target	1983.50	1	$170.00		
2471	Buy	11/10/2014 15:00	G1: Geronimo: Buy	1986.75			@ES	G1 Geronimo ES
	LExit	11/11/2014 13:52	Profit Target	1990.75	1	$170.00		
2472	Buy	11/10/2014 15:00	ES Mom 384: Buy	1986.50			@ES	F1 Momentum ES
	LExit	11/11/2014 13:54	Profit Target	1990.50	1	$170.00		
2473	Buy	11/13/2014 07:57	B3 Breakout ES: Buy	1993.50			@ES	B3 Breakout ES
	LExit	11/13/2014 09:45	Stop Loss	1986.50	1	($380.00)		
2474	Buy	11/11/2014 15:00	G1: Geronimo: Buy	1989.75			@ES	G1 Geronimo ES
	LExit	11/13/2014 13:52	Profit Target	1993.75	1	$170.00		
2475	Buy	11/11/2014 15:00	ES Mom 384: Buy	1989.25			@ES	F1 Momentum ES
	LExit	11/13/2014 13:54	Profit Target	1993.25	1	$170.00		
2476	Buy	11/13/2014 15:00	ES Mom 384: Buy	1990.00			@ES	F1 Momentum ES
	LExit	11/17/2014 13:54	Profit Target	1994.00	1	$170.00		
2477	Buy	11/13/2014 15:00	G1: Geronimo: Buy	1991.25			@ES	G1 Geronimo ES
	LExit	11/18/2014 13:52	Profit Target	1995.25	1	$170.00		
2478	Buy	11/17/2014 15:00	ES Mom 384: Buy	1991.50			@ES	F1 Momentum ES
	LExit	11/18/2014 13:54	Profit Target	1995.50	1	$170.00		
2479	Buy	11/18/2014 07:57	B3 Breakout ES: Buy	1998.50			@ES	B3 Breakout ES
	LExit	11/18/2014 14:06	B3 Breakout ES: CL	2003.75	1	$232.50		
2480	Buy	11/21/2014 07:57	B3 Breakout ES: Buy	2021.75			@ES	B3 Breakout ES
	LExit	11/21/2014	Stop Loss	2014.75	1	($380.00)		

		10:21						
2481	Sell	11/21/2014 07:36	GS1: Gap SHORT	2024.00			@ES	GS1 Gap Short ES
	SExit	11/21/2014 11:28	Profit Target	2010.00	1	$670.00		
2482	Buy	11/18/2014 15:00	ES Mom 384: Buy	2004.25			@ES	F1 Momentum ES
	LExit	11/25/2014 13:54	Profit Target	2024.00	1	$957.50		
2483	Buy	11/4/2014 08:00	P2 PushPull: Buy	119.94			@TY	P2 Momentum TY
	LExit	11/26/2014 08:00	P2 PushPull: Sell	120.92	1	$949.38		
2484	Buy	11/25/2014 15:00	ES Mom 384: Buy	2020.75			@ES	F1 Momentum ES
	LExit	11/26/2014 13:54	Profit Target	2024.75	1	$170.00		
2485	Buy	11/25/2014 15:00	G1: Geronimo: Buy	2021.25			@ES	G1 Geronimo ES
	LExit	11/26/2014 15:00	Profit Target	2025.25	1	$170.00		
2486	Buy	11/26/2014 15:00	ES Mom 384: Buy	2025.00			@ES	F1 Momentum ES
	LExit	11/26/2014 15:00	Profit Target	2029.00	1	$170.00		
2487	Buy	11/27/2014 07:57	B3 Breakout ES: Buy	2026.50			@ES	B3 Breakout ES
	LExit	11/28/2014 10:48	Stop Loss	2019.50	1	($380.00)		
2488	Buy	11/28/2014 13:52	G1: Geronimo: Buy	2023.00			@ES	G1 Geronimo ES
	LExit	11/28/2014 13:52	Profit Target	2027.00	1	$170.00		
2489	Buy	11/28/2014 13:54	ES Mom 384: Buy	2023.00			@ES	F1 Momentum ES
	LExit	11/28/2014 13:54	Profit Target	2027.00	1	$170.00		
2490	Sell	11/27/2014 07:36	GS1: Gap SHORT	2026.25			@ES	GS1 Gap Short ES
	SExit	12/1/2014 07:32	Profit Target	2012.25	1	$670.00		
2491	Buy	12/1/2014 13:54	ES Mom 384: Buy	2012.25			@ES	F1 Momentum ES
	LExit	12/3/2014 13:54	Profit Target	2021.00	1	$407.50		
2492	Buy	12/3/2014 15:00	G1: Geronimo: Buy	2028.00			@ES	G1 Geronimo ES
	LExit	12/8/2014 13:52	Stop Loss	2011.00	1	($880.00)		
2493	Buy	12/3/2014 15:00	ES Mom 384: Buy	2028.00			@ES	F1 Momentum ES
	LExit	12/8/2014 13:54	Stop Loss	2011.00	1	($880.00)		
2494	Buy	12/8/2014 15:00	ES Mom 384: Buy	2013.25			@ES	F1 Momentum ES
	LExit	12/9/2014 13:54	Stop Loss	1991.75	1	($1,105.00)		
2495	Buy	12/9/2014 15:00	ES Mom 384: Buy	2013.25			@ES	F1 Momentum ES
	LExit	12/10/2014 13:54	Stop Loss	1996.25	1	($880.00)		
2496	Buy	12/10/2014 15:00	ES Mom 384: Buy	1978.00			@ES	F1 Momentum ES
	LExit	12/12/2014 13:54	Stop Loss	1961.00	1	($880.00)		
2497	Buy	11/26/2014 14:59	P2 PushPull: Buy	120.91			@TY	P2 Momentum TY
	LExit	12/16/2014 08:00	P2 PushPull: Sell	122.36	1	$1,418.13		
2498	Sell	12/18/2014 07:36	GS1: Gap SHORT	1992.75			@ES	GS1 Gap Short ES
	SExit	12/18/2014 13:16	Stop Loss	2006.75	1	($730.00)		
2499	Buy	12/18/2014	B3 Breakout	1993.25			@ES	B3 Breakout ES

		07:57	ES: Buy					
	LExit	12/18/2014 14:06	B3 Breakout ES: CL	2019.75	1	$1,295.00		
2500	Buy	12/22/2014 15:00	G1: Geronimo: Buy	2034.75			@ES	G1 Geronimo ES
	LExit	12/23/2014 13:52	Profit Target	2042.75	1	$370.00		
2501	Buy	12/22/2014 15:00	ES Mom 384: Buy	2033.00			@ES	F1 Momentum ES
	LExit	12/23/2014 13:54	Profit Target	2042.75	1	$457.50		
2502	Sell	12/23/2014 07:36	GS1: Gap SHORT	2041.25			@ES	GS1 Gap Short ES
	SExit	12/23/2014 14:00	GS1: Close	2038.25	1	$120.00		
2503	Buy	12/23/2014 07:57	B3 Breakout ES: Buy	2040.25			@ES	B3 Breakout ES
	LExit	12/23/2014 14:06	B3 Breakout ES: CL	2038.00	1	($142.50)		
2504	Buy	12/23/2014 15:00	G1: Geronimo: Buy	2039.50			@ES	G1 Geronimo ES
	LExit	12/24/2014 13:52	Profit Target	2043.50	1	$170.00		
2505	Buy	12/23/2014 15:00	ES Mom 384: Buy	2040.00			@ES	F1 Momentum ES
	LExit	12/24/2014 13:54	Profit Target	2044.00	1	$170.00		
2506	Buy	12/26/2014 13:52	G1: Geronimo: Buy	2044.00			@ES	G1 Geronimo ES
	LExit	12/26/2014 13:52	Profit Target	2048.00	1	$170.00		
2507	Buy	12/26/2014 13:54	ES Mom 384: Buy	2044.00			@ES	F1 Momentum ES
	LExit	12/26/2014 13:54	Profit Target	2048.00	1	$170.00		
2508	Buy	12/26/2014 15:00	G1: Geronimo: Buy	2046.50			@ES	G1 Geronimo ES
	LExit	12/31/2014 13:52	Stop Loss	2029.50	1	($880.00)		
2509	Buy	12/26/2014 15:00	ES Mom 384: Buy	2046.75			@ES	F1 Momentum ES
	LExit	12/31/2014 13:54	Stop Loss	2029.75	1	($880.00)		
2510	Buy	12/31/2014 15:00	ES Mom 384: Buy	2013.75			@ES	F1 Momentum ES
	LExit	1/5/2015 13:54	Stop Loss	1996.75	1	($880.00)		
2511	Sell	1/5/2015 07:57	S3 Breakdown ES: S	1993.50			@ES	S3 Breakdown SHORT ES
	SExit	1/5/2015 14:06	S3 Breakdown ES: CL	1977.25	1	$782.50		
2512	Buy	12/17/2014 10:00	P2 PushPull: Buy	121.56			@TY	P2 Momentum TY
	LExit	1/6/2015 08:00	P2 PushPull: Sell	122.44	1	$840.00		
2513	Buy	1/8/2015 07:57	B3 Breakout ES: Buy	2003.50			@ES	B3 Breakout ES
	LExit	1/8/2015 14:06	B3 Breakout ES: CL	2015.25	1	$557.50		
2514	Buy	1/9/2015 15:00	ES Mom 384: Buy	2000.75			@ES	F1 Momentum ES
	LExit	1/12/2015 13:54	Stop Loss	1983.75	1	($880.00)		
2515	Buy	1/13/2015 07:57	B3 Breakout ES: Buy	2009.50			@ES	B3 Breakout ES
	LExit	1/13/2015 09:45	Stop Loss	2002.50	1	($380.00)		
2516	Buy	1/12/2015 15:00	ES Mom 384: Buy	1983.50			@ES	F1 Momentum ES
	LExit	1/13/2015 13:54	Profit Target	1998.50	1	$720.00		
2517	Buy	1/7/2015 08:00	P2 PushPull: Buy	122.39			@TY	P2 Momentum TY

	LExit	1/14/2015 08:00	P2 PushPull: Sell	123.83	1	$1,402.50		
2518	Buy	1/13/2015 15:00	ES Mom 384: Buy	1975.25			@ES	F1 Momentum ES
	LExit	1/14/2015 13:54	Stop Loss	1953.00	1	($1,142.50)		
2519	Buy	1/14/2015 15:00	ES Mom 384: Buy	1965.25			@ES	F1 Momentum ES
	LExit	1/15/2015 13:54	Profit Target	1973.00	1	$357.50		
2520	Buy	1/15/2015 15:00	G1: Geronimo: Buy	1949.75			@ES	G1 Geronimo ES
	LExit	1/15/2015 15:00	Profit Target	1953.75	1	$170.00		
2521	Buy	1/15/2015 15:00	ES Mom 384: Buy	1948.00			@ES	F1 Momentum ES
	LExit	1/19/2015 13:54	Profit Target	1978.00	1	$1,470.00		
2522	Buy	1/19/2015 08:00	P2 PushPull: Buy	124.31			@TY	P2 Momentum TY
	LExit	1/30/2015 10:00	P2 PushPull: Sell	125.30	1	$949.38		
2523	Buy	2/3/2015 07:57	B3 Breakout ES: Buy	1993.75			@ES	B3 Breakout ES
	LExit	2/3/2015 08:51	Stop Loss	1986.75	1	($380.00)		
2524	Buy	1/30/2015 12:00	P2 PushPull: Buy	125.09			@TY	P2 Momentum TY
	LExit	2/6/2015 14:59	Stop Loss	122.78	1	($2,347.50)		
2525	Buy	2/6/2015 15:00	ES Mom 384: Buy	2008.00			@ES	F1 Momentum ES
	LExit	2/6/2015 15:00	Profit Target	2012.00	1	$170.00		
2526	Buy	2/6/2015 15:00	G1: Geronimo: Buy	2008.50			@ES	G1 Geronimo ES
	LExit	2/6/2015 15:00	Profit Target	2012.50	1	$170.00		
2527	Sell	2/10/2015 07:36	GS1: Gap SHORT	2012.50			@ES	GS1 Gap Short ES
	SExit	2/10/2015 13:00	Stop Loss	2024.00	1	($605.00)		
2528	Buy	2/9/2015 15:00	G1: Geronimo: Buy	2003.50			@ES	G1 Geronimo ES
	LExit	2/10/2015 13:52	Profit Target	2014.75	1	$532.50		
2529	Buy	2/9/2015 15:00	ES Mom 384: Buy	2003.25			@ES	F1 Momentum ES
	LExit	2/10/2015 13:54	Profit Target	2014.75	1	$545.00		
2530	Buy	2/10/2015 15:00	G1: Geronimo: Buy	2025.25			@ES	G1 Geronimo ES
	LExit	2/11/2015 13:52	Profit Target	2029.25	1	$170.00		
2531	Buy	2/10/2015 15:00	ES Mom 384: Buy	2025.00			@ES	F1 Momentum ES
	LExit	2/11/2015 13:54	Profit Target	2029.00	1	$170.00		
2532	Buy	2/11/2015 15:00	ES Mom 384: Buy	2023.50			@ES	F1 Momentum ES
	LExit	2/11/2015 15:00	Profit Target	2027.50	1	$170.00		
2533	Buy	2/11/2015 15:00	G1: Geronimo: Buy	2022.25			@ES	G1 Geronimo ES
	LExit	2/11/2015 15:00	Profit Target	2026.25	1	$170.00		
2534	Buy	2/12/2015 07:57	B3 Breakout ES: Buy	2036.75			@ES	B3 Breakout ES
	LExit	2/12/2015 14:06	B3 Breakout ES: CL	2043.75	1	$320.00		
2535	Buy	2/12/2015 15:00	G1: Geronimo: Buy	2044.75			@ES	G1 Geronimo ES
	LExit	2/13/2015 13:52	Profit Target	2048.75	1	$170.00		
2536	Buy	2/12/2015 15:00	ES Mom 384: Buy	2044.75			@ES	F1 Momentum ES
	LExit	2/13/2015 13:54	Profit Target	2048.75	1	$170.00		
2537	Buy	2/13/2015 07:57	B3 Breakout ES: Buy	2049.25			@ES	B3 Breakout ES
	LExit	2/13/2015 14:06	B3 Breakout ES: CL	2054.50	1	$232.50		
2538	Buy	2/13/2015 15:00	G1: Geronimo: Buy	2053.00			@ES	G1 Geronimo ES
	LExit	2/17/2015 13:52	Profit Target	2057.00	1	$170.00		

2539	Buy	2/13/2015 15:00	ES Mom 384: Buy	2053.75			@ES	F1 Momentum ES
	LExit	2/17/2015 13:54	Profit Target	2057.75	1	$170.00		
2540	Buy	2/17/2015 15:00	G1: Geronimo: Buy	2054.25			@ES	G1 Geronimo ES
	LExit	2/17/2015 15:00	Profit Target	2058.25	1	$170.00		
2541	Buy	2/18/2015 15:00	G1: Geronimo: Buy	2055.00			@ES	G1 Geronimo ES
	LExit	2/19/2015 13:52	Profit Target	2059.00	1	$170.00		
2542	Buy	2/17/2015 15:00	ES Mom 384: Buy	2054.75			@ES	F1 Momentum ES
	LExit	2/19/2015 13:54	Profit Target	2058.75	1	$170.00		
2543	Buy	2/19/2015 15:00	G1: Geronimo: Buy	2054.25			@ES	G1 Geronimo ES
	LExit	2/20/2015 13:52	Profit Target	2058.25	1	$170.00		
2544	Buy	2/19/2015 15:00	ES Mom 384: Buy	2054.00			@ES	F1 Momentum ES
	LExit	2/20/2015 13:54	Profit Target	2058.00	1	$170.00		
2545	Buy	2/20/2015 15:00	ES Mom 384: Buy	2066.50			@ES	F1 Momentum ES
	LExit	2/24/2015 13:54	Profit Target	2070.50	1	$170.00		
2546	Buy	2/24/2015 15:00	ES Mom 384: Buy	2073.75			@ES	F1 Momentum ES
	LExit	2/25/2015 13:54	Profit Target	2077.75	1	$170.00		
2547	Buy	2/26/2015 15:00	G1: Geronimo: Buy	2069.00			@ES	G1 Geronimo ES
	LExit	3/2/2015 13:52	Profit Target	2073.00	1	$170.00		
2548	Buy	3/2/2015 15:00	G1: Geronimo: Buy	2075.75			@ES	G1 Geronimo ES
	LExit	3/3/2015 13:52	Stop Loss	2058.75	1	($880.00)		
2549	Buy	3/3/2015 15:00	G1: Geronimo: Buy	2066.00			@ES	G1 Geronimo ES
	LExit	3/4/2015 13:52	Stop Loss	2049.00	1	($880.00)		
2550	Buy	2/25/2015 15:00	ES Mom 384: Buy	2072.50			@ES	F1 Momentum ES
	LExit	3/4/2015 13:54	Stop Loss	2055.50	1	($880.00)		
2551	Buy	3/4/2015 15:00	ES Mom 384: Buy	2057.75			@ES	F1 Momentum ES
	LExit	3/6/2015 13:54	Stop Loss	2040.75	1	($880.00)		
2552	Buy	3/6/2015 15:00	ES Mom 384: Buy	2028.50			@ES	F1 Momentum ES
	LExit	3/10/2015 13:54	Stop Loss	2011.50	1	($880.00)		
2553	Sell	3/10/2015 07:57	S3 Breakdown ES: S	2017.75			@ES	S3 Breakdown SHORT ES
	SExit	3/10/2015 14:06	S3 Breakdown ES: CL	2003.00	1	$707.50		
2554	Buy	3/12/2015 07:57	B3 Breakout ES: Buy	2017.25			@ES	B3 Breakout ES
	LExit	3/12/2015 14:06	B3 Breakout ES: CL	2025.00	1	$357.50		
2555	Buy	3/16/2015 07:57	B3 Breakout ES: Buy	2027.00			@ES	B3 Breakout ES
	LExit	3/16/2015 14:06	B3 Breakout ES: CL	2038.50	1	$545.00		
2556	Sell	3/17/2015 07:57	S3 Breakdown ES: S	2032.25			@ES	S3 Breakdown SHORT ES
	SExit	3/17/2015 14:06	S3 Breakdown ES: CL	2033.50	1	($92.50)		
2557	Sell	3/18/2015 07:57	S3 Breakdown ES: S	2025.25			@ES	S3 Breakdown SHORT ES
	SExit	3/18/2015 12:09	Stop Loss	2035.50	1	($542.50)		
2558	Buy	3/17/2015 08:00	P2 PushPull: Buy	122.39			@TY	P2 Momentum TY
	LExit	3/18/2015 14:00	P2 PushPull: Sell	123.28	1	$855.63		
2559	Buy	3/20/2015 07:57	B3 Breakout ES: Buy	2063.25			@ES	B3 Breakout ES
	LExit	3/20/2015 14:06	B3 Breakout	2068.00	1	$207.50		

			ES: CL					
2560	Buy	3/30/2015 07:57	B3 Breakout ES: Buy	2043.00			@ES	B3 Breakout ES
	LExit	3/30/2015 14:06	B3 Breakout ES: CL	2044.00	1	$20.00		
2561	Buy	3/19/2015 14:00	P2 PushPull: Buy	123.11			@TY	P2 Momentum TY
	LExit	4/1/2015 12:00	P2 PushPull: Sell	124.41	1	$1,261.88		
2562	Sell	4/1/2015 07:57	S3 Breakdown ES: S	2013.50			@ES	S3 Breakdown SHORT ES
	SExit	4/1/2015 14:06	Stop Loss	2023.75	1	($542.50)		
2563	Buy	4/2/2015 08:00	P2 PushPull: Buy	124.13			@TY	P2 Momentum TY
	LExit	4/3/2015 08:00	P2 PushPull: Sell	124.94	1	$777.50		
2564	Buy	4/6/2015 15:00	G1: Geronimo: Buy	2043.00			@ES	G1 Geronimo ES
	LExit	4/9/2015 13:52	Profit Target	2047.00	1	$170.00		
2565	Buy	4/6/2015 15:00	ES Mom 384: Buy	2042.50			@ES	F1 Momentum ES
	LExit	4/9/2015 13:54	Profit Target	2046.50	1	$170.00		
2566	Buy	4/9/2015 15:00	G1: Geronimo: Buy	2051.75			@ES	G1 Geronimo ES
	LExit	4/10/2015 13:52	Profit Target	2055.75	1	$170.00		
2567	Buy	4/9/2015 15:00	ES Mom 384: Buy	2051.75			@ES	F1 Momentum ES
	LExit	4/10/2015 13:54	Profit Target	2055.75	1	$170.00		
2568	Buy	4/13/2015 07:57	B3 Breakout ES: Buy	2067.50			@ES	B3 Breakout ES
	LExit	4/13/2015 11:15	Stop Loss	2060.50	1	($380.00)		
2569	Buy	4/10/2015 15:00	G1: Geronimo: Buy	2062.75			@ES	G1 Geronimo ES
	LExit	4/13/2015 13:52	Profit Target	2066.75	1	$170.00		
2570	Buy	4/10/2015 15:00	ES Mom 384: Buy	2062.75			@ES	F1 Momentum ES
	LExit	4/13/2015 13:54	Profit Target	2066.75	1	$170.00		
2571	Buy	4/3/2015 10:00	P2 PushPull: Buy	124.78			@TY	P2 Momentum TY
	LExit	4/14/2015 08:00	P2 PushPull: Sell	124.55	1	($269.38)		
2572	Buy	4/13/2015 15:00	G1: Geronimo: Buy	2054.25			@ES	G1 Geronimo ES
	LExit	4/14/2015 13:52	Profit Target	2058.25	1	$170.00		
2573	Buy	4/13/2015 15:00	ES Mom 384: Buy	2054.00			@ES	F1 Momentum ES
	LExit	4/14/2015 13:54	Profit Target	2058.00	1	$170.00		
2574	Buy	4/14/2015 15:00	G1: Geronimo: Buy	2056.50			@ES	G1 Geronimo ES
	LExit	4/15/2015 13:52	Profit Target	2063.50	1	$320.00		
2575	Buy	4/14/2015 15:00	ES Mom 384: Buy	2056.75			@ES	F1 Momentum ES
	LExit	4/15/2015 13:54	Profit Target	2063.50	1	$307.50		
2576	Buy	4/15/2015 07:57	B3 Breakout ES: Buy	2067.75			@ES	B3 Breakout ES
	LExit	4/15/2015 14:06	B3 Breakout ES: CL	2068.00	1	($17.50)		
2577	Buy	4/15/2015 15:00	G1: Geronimo: Buy	2069.25			@ES	G1 Geronimo ES
	LExit	4/17/2015 13:52	Stop Loss	2052.25	1	($880.00)		
2578	Buy	4/15/2015 15:00	ES Mom 384: Buy	2068.50			@ES	F1 Momentum ES
	LExit	4/17/2015 13:54	Stop Loss	2051.50	1	($880.00)		
2579	Sell	4/17/2015 07:57	S3 Breakdown ES: S	2047.00			@ES	S3 Breakdown SHORT ES
	SExit	4/17/2015 14:06	S3 Breakdown ES: CL	2042.75	1	$182.50		
2580	Buy	4/20/2015 07:57	B3 Breakout	2062.00			@ES	B3 Breakout ES

			ES: Buy					
	LExit	4/20/2015 14:06	B3 Breakout ES: CL	2061.25	1	($67.50)		
2581	Sell	4/27/2015 07:36	GS1: Gap SHORT	2085.25			@ES	GS1 Gap Short ES
	SExit	4/27/2015 13:20	Profit Target	2071.25	1	$670.00		
2582	Buy	4/21/2015 15:00	ES Mom 384: Buy	2059.00			@ES	F1 Momentum ES
	LExit	4/27/2015 13:54	Profit Target	2086.50	1	$1,345.00		
2583	Buy	4/27/2015 15:00	ES Mom 384: Buy	2070.00			@ES	F1 Momentum ES
	LExit	4/27/2015 15:00	Profit Target	2074.00	1	$170.00		
2584	Buy	4/27/2015 15:00	G1: Geronimo: Buy	2069.75			@ES	G1 Geronimo ES
	LExit	4/27/2015 15:00	Profit Target	2073.75	1	$170.00		
2585	Buy	4/28/2015 15:00	ES Mom 384: Buy	2076.00			@ES	F1 Momentum ES
	LExit	4/28/2015 15:00	Profit Target	2080.00	1	$170.00		
2586	Buy	4/28/2015 15:00	G1: Geronimo: Buy	2075.00			@ES	G1 Geronimo ES
	LExit	4/28/2015 15:00	Profit Target	2079.00	1	$170.00		
2587	Buy	4/29/2015 15:00	ES Mom 384: Buy	2067.75			@ES	F1 Momentum ES
	LExit	4/30/2015 13:54	Stop Loss	2050.75	1	($880.00)		
2588	Buy	5/4/2015 07:57	B3 Breakout ES: Buy	2080.00			@ES	B3 Breakout ES
	LExit	5/4/2015 14:06	B3 Breakout ES: CL	2077.25	1	($167.50)		
2589	Buy	4/14/2015 12:00	P2 PushPull: Buy	124.38			@TY	P2 Momentum TY
	LExit	5/6/2015 08:00	Stop Loss	122.03	1	($2,378.75)		
2590	Buy	4/30/2015 15:00	ES Mom 384: Buy	2044.50			@ES	F1 Momentum ES
	LExit	5/8/2015 13:54	Profit Target	2071.75	1	$1,332.50		
2591	Buy	5/8/2015 07:57	B3 Breakout ES: Buy	2075.25			@ES	B3 Breakout ES
	LExit	5/8/2015 14:06	B3 Breakout ES: CL	2077.50	1	$82.50		
2592	Buy	5/11/2015 15:00	G1: Geronimo: Buy	2070.00			@ES	G1 Geronimo ES
	LExit	5/12/2015 13:52	Stop Loss	2053.00	1	($880.00)		
2593	Buy	5/11/2015 15:00	ES Mom 384: Buy	2070.00			@ES	F1 Momentum ES
	LExit	5/12/2015 13:54	Stop Loss	2053.00	1	($880.00)		
2594	Buy	5/13/2015 07:57	B3 Breakout ES: Buy	2072.50			@ES	B3 Breakout ES
	LExit	5/13/2015 08:42	Stop Loss	2065.50	1	($380.00)		
2595	Buy	5/13/2015 15:00	G1: Geronimo: Buy	2061.50			@ES	G1 Geronimo ES
	LExit	5/14/2015 13:52	Profit Target	2075.25	1	$657.50		
2596	Buy	5/12/2015 15:00	ES Mom 384: Buy	2063.50			@ES	F1 Momentum ES
	LExit	5/14/2015 13:54	Profit Target	2075.25	1	$557.50		
2597	Buy	5/14/2015 15:00	ES Mom 384: Buy	2084.50			@ES	F1 Momentum ES
	LExit	5/15/2015 13:54	Profit Target	2088.50	1	$170.00		
2598	Buy	5/14/2015 15:00	G1: Geronimo: Buy	2085.00			@ES	G1 Geronimo ES
	LExit	5/18/2015 13:52	Profit Target	2089.00	1	$170.00		
2599	Buy	5/15/2015 15:00	ES Mom 384: Buy	2086.75			@ES	F1 Momentum ES
	LExit	5/18/2015 13:54	Profit Target	2090.75	1	$170.00		
2600	Buy	5/18/2015 15:00	G1: Geronimo: Buy	2094.25			@ES	G1 Geronimo ES
	LExit	5/19/2015 13:52	Profit Target	2098.25	1	$170.00		
2601	Buy	5/18/2015 15:00	ES Mom 384: Buy	2094.50			@ES	F1 Momentum ES
	LExit	5/19/2015 13:54	Profit Target	2098.50	1	$170.00		

2602	Buy	5/19/2015 15:00	G1: Geronimo: Buy	2091.75			@ES	G1 Geronimo ES
	LExit	5/20/2015 13:52	Profit Target	2095.75	1	$170.00		
2603	Buy	5/19/2015 15:00	ES Mom 384: Buy	2092.25			@ES	F1 Momentum ES
	LExit	5/20/2015 13:54	Profit Target	2096.25	1	$170.00		
2604	Buy	5/20/2015 15:00	G1: Geronimo: Buy	2092.00			@ES	G1 Geronimo ES
	LExit	5/21/2015 13:52	Profit Target	2096.00	1	$170.00		
2605	Buy	5/20/2015 15:00	ES Mom 384: Buy	2091.50			@ES	F1 Momentum ES
	LExit	5/21/2015 13:54	Profit Target	2095.50	1	$170.00		
2606	Buy	5/21/2015 15:00	G1: Geronimo: Buy	2097.50			@ES	G1 Geronimo ES
	LExit	5/26/2015 13:52	Stop Loss	2080.50	1	($880.00)		
2607	Buy	5/21/2015 15:00	ES Mom 384: Buy	2097.25			@ES	F1 Momentum ES
	LExit	5/26/2015 13:54	Stop Loss	2080.25	1	($880.00)		
2608	Buy	5/26/2015 15:00	ES Mom 384: Buy	2069.50			@ES	F1 Momentum ES
	LExit	5/29/2015 13:54	Profit Target	2086.50	1	$820.00		
2609	Buy	5/29/2015 15:00	ES Mom 384: Buy	2075.00			@ES	F1 Momentum ES
	LExit	6/4/2015 13:54	Profit Target	2079.00	1	$170.00		
2610	Buy	6/4/2015 15:00	ES Mom 384: Buy	2060.25			@ES	F1 Momentum ES
	LExit	6/4/2015 15:00	Profit Target	2064.25	1	$170.00		
2611	Buy	6/4/2015 15:00	G1: Geronimo: Buy	2060.00			@ES	G1 Geronimo ES
	LExit	6/4/2015 15:00	Profit Target	2064.00	1	$170.00		
2612	Buy	6/1/2015 10:00	P2 PushPull: Buy	122.64			@TY	P2 Momentum TY
	LExit	6/5/2015 08:00	Stop Loss	120.33	1	($2,347.50)		
2613	Buy	6/10/2015 07:57	B3 Breakout ES: Buy	2061.25			@ES	B3 Breakout ES
	LExit	6/10/2015 14:06	B3 Breakout ES: CL	2074.00	1	$607.50		
2614	Buy	6/11/2015 07:57	B3 Breakout ES: Buy	2079.25			@ES	B3 Breakout ES
	LExit	6/11/2015 14:06	B3 Breakout ES: CL	2077.50	1	($117.50)		
2615	Sell	6/12/2015 07:57	S3 Breakdown ES: S	2064.50			@ES	S3 Breakdown SHORT ES
	SExit	6/12/2015 14:06	S3 Breakdown ES: CL	2060.75	1	$157.50		
2616	Sell	6/15/2015 07:57	S3 Breakdown ES: S	2041.25			@ES	S3 Breakdown SHORT ES
	SExit	6/15/2015 09:09	Stop Loss	2051.50	1	($542.50)		
2617	Buy	6/17/2015 07:57	B3 Breakout ES: Buy	2069.25			@ES	B3 Breakout ES
	LExit	6/17/2015 10:12	Stop Loss	2062.25	1	($380.00)		
2618	Buy	6/22/2015 07:57	B3 Breakout ES: Buy	2091.25			@ES	B3 Breakout ES
	LExit	6/22/2015 14:06	B3 Breakout ES: CL	2089.00	1	($142.50)		
2619	Buy	6/22/2015 15:00	ES Mom 384: Buy	2090.00			@ES	F1 Momentum ES
	LExit	6/23/2015 15:00	Profit Target	2094.00	1	$170.00		
2620	Buy	6/24/2015 15:00	G1: Geronimo: Buy	2078.00			@ES	G1 Geronimo ES
	LExit	6/25/2015 13:52	Profit Target	2082.50	1	$195.00		
2621	Buy	6/25/2015 15:00	G1: Geronimo: Buy	2070.25			@ES	G1 Geronimo ES
	LExit	6/26/2015 13:52	Profit Target	2074.25	1	$170.00		
2622	Buy	6/24/2015 15:00	ES Mom 384: Buy	2077.25			@ES	F1 Momentum ES
	LExit	6/29/2015 13:54	Stop Loss	2051.00	1	($1,342.50)		
2623	Buy	7/2/2015 07:57	B3 Breakout	2052.50			@ES	B3 Breakout ES

			ES: Buy					
	LExit	7/2/2015 08:42	Stop Loss	2045.50	1	($380.00)		
2624	Buy	7/1/2015 12:00	P2 PushPull: Buy	120.95			@TY	P2 Momentum TY
	LExit	7/7/2015 08:00	P2 PushPull: Sell	122.55	1	$1,558.75		
2625	Sell	7/8/2015 07:57	S3 Breakdown ES: S	2032.00			@ES	S3 Breakdown SHORT ES
	SExit	7/8/2015 14:06	S3 Breakdown ES: CL	2016.00	1	$770.00		
2626	Buy	7/10/2015 07:57	B3 Breakout ES: Buy	2041.00			@ES	B3 Breakout ES
	LExit	7/10/2015 14:06	B3 Breakout ES: CL	2045.25	1	$182.50		
2627	Buy	7/13/2015 07:57	B3 Breakout ES: Buy	2065.00			@ES	B3 Breakout ES
	LExit	7/13/2015 14:06	B3 Breakout ES: CL	2070.50	1	$245.00		
2628	Buy	7/16/2015 07:57	B3 Breakout ES: Buy	2089.00			@ES	B3 Breakout ES
	LExit	7/16/2015 14:06	B3 Breakout ES: CL	2093.50	1	$195.00		
2629	Buy	7/17/2015 15:00	G1: Geronimo: Buy	2095.50			@ES	G1 Geronimo ES
	LExit	7/20/2015 13:52	Profit Target	2099.50	1	$170.00		
2630	Buy	7/17/2015 15:00	ES Mom 384: Buy	2095.50			@ES	F1 Momentum ES
	LExit	7/20/2015 13:54	Profit Target	2099.50	1	$170.00		
2631	Buy	7/20/2015 15:00	G1: Geronimo: Buy	2096.75			@ES	G1 Geronimo ES
	LExit	7/22/2015 13:52	Stop Loss	2079.50	1	($892.50)		
2632	Buy	7/20/2015 15:00	ES Mom 384: Buy	2096.75			@ES	F1 Momentum ES
	LExit	7/22/2015 13:54	Stop Loss	2079.50	1	($892.50)		
2633	Buy	7/22/2015 15:00	ES Mom 384: Buy	2081.00			@ES	F1 Momentum ES
	LExit	7/22/2015 15:00	Profit Target	2085.00	1	$170.00		
2634	Buy	7/22/2015 15:00	G1: Geronimo: Buy	2080.75			@ES	G1 Geronimo ES
	LExit	7/22/2015 15:00	Profit Target	2084.75	1	$170.00		
2635	Buy	7/23/2015 15:00	ES Mom 384: Buy	2069.75			@ES	F1 Momentum ES
	LExit	7/24/2015 13:54	Stop Loss	2052.75	1	($880.00)		
2636	Buy	7/9/2015 12:00	P2 PushPull: Buy	122.17			@TY	P2 Momentum TY
	LExit	7/27/2015 08:00	P2 PushPull: Sell	122.52	1	$308.75		
2637	Sell	7/27/2015 07:57	S3 Breakdown ES: S	2033.00			@ES	S3 Breakdown SHORT ES
	SExit	7/27/2015 08:42	Stop Loss	2043.25	1	($542.50)		
2638	Buy	7/24/2015 15:00	ES Mom 384: Buy	2050.25			@ES	F1 Momentum ES
	LExit	7/27/2015 13:54	Stop Loss	2033.25	1	($880.00)		
2639	Buy	7/27/2015 15:00	ES Mom 384: Buy	2033.75			@ES	F1 Momentum ES
	LExit	7/30/2015 13:54	Profit Target	2071.00	1	$1,832.50		
2640	Buy	7/30/2015 15:00	ES Mom 384: Buy	2079.50			@ES	F1 Momentum ES
	LExit	7/31/2015 13:54	Profit Target	2084.25	1	$207.50		
2641	Sell	7/31/2015 07:36	GS1: Gap SHORT	2080.75			@ES	GS1 Gap Short ES
	SExit	7/31/2015 14:00	GS1: Close	2074.50	1	$282.50		
2642	Buy	7/29/2015 10:00	P2 PushPull: Buy	122.17			@TY	P2 Momentum TY
	LExit	7/31/2015 14:59	P2 PushPull: Sell	123.13	1	$918.13		
2643	Buy	7/31/2015 15:00	ES Mom 384: Buy	2072.00			@ES	F1 Momentum ES

	LExit	7/31/2015 15:00	Profit Target	2076.00	1	$170.00		
2644	Buy	7/31/2015 15:00	G1: Geronimo: Buy	2071.75			@ES	G1 Geronimo ES
	LExit	7/31/2015 15:00	Profit Target	2075.75	1	$170.00		
2645	Buy	8/3/2015 15:00	ES Mom 384: Buy	2064.00			@ES	F1 Momentum ES
	LExit	8/3/2015 15:00	Profit Target	2068.00	1	$170.00		
2646	Buy	8/3/2015 15:00	G1: Geronimo: Buy	2063.75			@ES	G1 Geronimo ES
	LExit	8/3/2015 15:00	Profit Target	2067.75	1	$170.00		
2647	Buy	8/5/2015 07:57	B3 Breakout ES: Buy	2079.75			@ES	B3 Breakout ES
	LExit	8/5/2015 10:21	Stop Loss	2072.75	1	($380.00)		
2648	Buy	8/4/2015 15:00	G1: Geronimo: Buy	2061.00			@ES	G1 Geronimo ES
	LExit	8/5/2015 13:52	Profit Target	2074.25	1	$632.50		
2649	Buy	8/4/2015 15:00	ES Mom 384: Buy	2061.25			@ES	F1 Momentum ES
	LExit	8/5/2015 13:54	Profit Target	2074.25	1	$620.00		
2650	Buy	8/5/2015 15:00	G1: Geronimo: Buy	2070.50			@ES	G1 Geronimo ES
	LExit	8/6/2015 13:52	Stop Loss	2053.50	1	($880.00)		
2651	Buy	8/5/2015 15:00	ES Mom 384: Buy	2070.50			@ES	F1 Momentum ES
	LExit	8/6/2015 13:54	Stop Loss	2053.50	1	($880.00)		
2652	Buy	8/6/2015 15:00	ES Mom 384: Buy	2055.50			@ES	F1 Momentum ES
	LExit	8/7/2015 13:54	Stop Loss	2038.50	1	($880.00)		
2653	Buy	8/10/2015 07:57	B3 Breakout ES: Buy	2068.00			@ES	B3 Breakout ES
	LExit	8/10/2015 14:06	B3 Breakout ES: CL	2076.25	1	$382.50		
2654	Buy	8/4/2015 12:00	P2 PushPull: Buy	122.86			@TY	P2 Momentum TY
	LExit	8/11/2015 10:00	P2 PushPull: Sell	123.47	1	$574.38		
2655	Buy	8/19/2015 15:00	G1: Geronimo: Buy	2057.25			@ES	G1 Geronimo ES
	LExit	8/20/2015 13:52	Stop Loss	2034.25	1	($1,180.00)		
2656	Buy	8/19/2015 15:00	ES Mom 384: Buy	2059.00			@ES	F1 Momentum ES
	LExit	8/20/2015 13:54	Stop Loss	2034.25	1	($1,267.50)		
2657	Sell	8/20/2015 07:57	S3 Breakdown ES: S	2033.25			@ES	S3 Breakdown SHORT ES
	SExit	8/20/2015 14:06	S3 Breakdown ES: CL	2005.50	1	$1,357.50		
2658	Buy	8/20/2015 15:00	ES Mom 384: Buy	2012.25			@ES	F1 Momentum ES
	LExit	8/21/2015 13:54	Stop Loss	1986.75	1	($1,305.00)		
2659	Buy	8/11/2015 12:00	P2 PushPull: Buy	123.38			@TY	P2 Momentum TY
	LExit	8/24/2015 08:00	P2 PushPull: Sell	124.88	1	$1,465.00		
2660	Buy	9/3/2015 07:57	B3 Breakout ES: Buy	1935.50			@ES	B3 Breakout ES
	LExit	9/3/2015 11:06	Stop Loss	1928.50	1	($380.00)		
2661	Buy	9/7/2015 07:57	B3 Breakout ES: Buy	1908.50			@ES	B3 Breakout ES
	LExit	9/8/2015 14:06	B3 Breakout ES: CL	1941.50	1	$1,620.00		
2662	Sell	9/9/2015 07:36	GS1: Gap SHORT	1960.50			@ES	GS1 Gap Short ES
	SExit	9/9/2015 08:36	Profit Target	1946.50	1	$670.00		
2663	Buy	9/17/2015 15:00	G1: Geronimo: Buy	1962.50			@ES	G1 Geronimo ES
	LExit	9/17/2015 15:00	Profit Target	1966.50	1	$170.00		
2664	Buy	9/17/2015 15:00	ES Mom 384: Buy	1965.50			@ES	F1 Momentum ES

	LExit	9/18/2015 13:54	Stop Loss	1934.25	1	($1,592.50)		
2665	Buy	9/18/2015 15:00	ES Mom 384: Buy	1931.75			@ES	F1 Momentum ES
	LExit	9/18/2015 15:00	Profit Target	1935.75	1	$170.00		
2666	Buy	9/18/2015 15:00	G1: Geronimo: Buy	1929.25			@ES	G1 Geronimo ES
	LExit	9/18/2015 15:00	Profit Target	1933.25	1	$170.00		
2667	Buy	9/21/2015 15:00	ES Mom 384: Buy	1938.50			@ES	F1 Momentum ES
	LExit	9/22/2015 13:54	Stop Loss	1916.25	1	($1,142.50)		
2668	Sell	9/24/2015 07:57	S3 Breakdown ES: S	1890.00			@ES	S3 Breakdown SHORT ES
	SExit	9/24/2015 12:27	Stop Loss	1900.25	1	($542.50)		
2669	Buy	9/22/2015 15:00	ES Mom 384: Buy	1914.75			@ES	F1 Momentum ES
	LExit	9/24/2015 13:54	Stop Loss	1897.75	1	($880.00)		
2670	Buy	9/30/2015 07:57	B3 Breakout ES: Buy	1884.50			@ES	B3 Breakout ES
	LExit	9/30/2015 10:12	Stop Loss	1877.50	1	($380.00)		
2671	Buy	8/25/2015 10:00	P2 PushPull: Buy	123.86			@TY	P2 Momentum TY
	LExit	10/2/2015 08:00	P2 PushPull: Sell	125.16	1	$1,261.88		
2672	Buy	10/5/2015 07:57	B3 Breakout ES: Buy	1946.75			@ES	B3 Breakout ES
	LExit	10/5/2015 14:06	B3 Breakout ES: CL	1961.75	1	$720.00		
2673	Buy	10/7/2015 07:57	B3 Breakout ES: Buy	1972.50			@ES	B3 Breakout ES
	LExit	10/7/2015 08:51	Stop Loss	1965.50	1	($380.00)		
2674	Buy	10/6/2015 15:00	G1: Geronimo: Buy	1955.75			@ES	G1 Geronimo ES
	LExit	10/7/2015 13:52	Profit Target	1966.75	1	$520.00		
2675	Buy	10/6/2015 15:00	ES Mom 384: Buy	1957.25			@ES	F1 Momentum ES
	LExit	10/7/2015 13:54	Profit Target	1966.75	1	$445.00		
2676	Buy	10/7/2015 15:00	ES Mom 384: Buy	1968.50			@ES	F1 Momentum ES
	LExit	10/7/2015 15:00	Profit Target	1972.50	1	$170.00		
2677	Buy	10/7/2015 15:00	G1: Geronimo: Buy	1968.50			@ES	G1 Geronimo ES
	LExit	10/7/2015 15:00	Profit Target	1972.50	1	$170.00		
2678	Buy	10/8/2015 15:00	G1: Geronimo: Buy	1990.25			@ES	G1 Geronimo ES
	LExit	10/9/2015 13:52	Profit Target	1994.25	1	$170.00		
2679	Buy	10/8/2015 15:00	ES Mom 384: Buy	1989.75			@ES	F1 Momentum ES
	LExit	10/9/2015 13:54	Profit Target	1993.75	1	$170.00		
2680	Buy	10/9/2015 15:00	ES Mom 384: Buy	1991.50			@ES	F1 Momentum ES
	LExit	10/12/2015 13:54	Profit Target	1995.50	1	$170.00		
2681	Buy	10/9/2015 15:00	G1: Geronimo: Buy	1992.25			@ES	G1 Geronimo ES
	LExit	10/12/2015 15:00	Profit Target	1996.25	1	$170.00		
2682	Buy	10/12/2015 15:00	ES Mom 384: Buy	1993.50			@ES	F1 Momentum ES
	LExit	10/12/2015 15:00	Profit Target	1997.50	1	$170.00		
2683	Buy	10/13/2015 15:00	G1: Geronimo: Buy	1980.75			@ES	G1 Geronimo ES
	LExit	10/14/2015 13:52	Profit Target	1984.75	1	$170.00		
2684	Buy	10/13/2015 15:00	ES Mom 384: Buy	1980.00			@ES	F1 Momentum ES
	LExit	10/14/2015 13:54	Profit Target	1984.00	1	$170.00		

2685	Buy	10/14/2015 15:00	G1: Geronimo: Buy	1970.50			@ES	G1 Geronimo ES
	LExit	10/15/2015 13:52	Profit Target	1979.50	1	$420.00		
2686	Buy	10/14/2015 15:00	ES Mom 384: Buy	1970.00			@ES	F1 Momentum ES
	LExit	10/15/2015 13:54	Profit Target	1979.50	1	$445.00		
2687	Buy	10/15/2015 15:00	G1: Geronimo: Buy	2001.00			@ES	G1 Geronimo ES
	LExit	10/16/2015 13:52	Profit Target	2006.75	1	$257.50		
2688	Buy	10/15/2015 15:00	ES Mom 384: Buy	2001.25			@ES	F1 Momentum ES
	LExit	10/16/2015 13:54	Profit Target	2006.75	1	$245.00		
2689	Buy	10/16/2015 15:00	ES Mom 384: Buy	2009.00			@ES	F1 Momentum ES
	LExit	10/19/2015 15:00	Profit Target	2013.00	1	$170.00		
2690	Buy	10/16/2015 15:00	G1: Geronimo: Buy	2008.25			@ES	G1 Geronimo ES
	LExit	10/19/2015 15:00	Profit Target	2012.25	1	$170.00		
2691	Buy	10/20/2015 15:00	ES Mom 384: Buy	2008.50			@ES	F1 Momentum ES
	LExit	10/22/2015 13:54	Profit Target	2012.50	1	$170.00		
2692	Buy	10/23/2015 07:57	B3 Breakout ES: Buy	2053.75			@ES	B3 Breakout ES
	LExit	10/23/2015 09:00	Stop Loss	2046.75	1	($380.00)		
2693	Sell	10/23/2015 07:36	GS1: Gap SHORT	2049.75			@ES	GS1 Gap Short ES
	SExit	10/23/2015 14:00	GS1: Close	2053.75	1	($230.00)		
2694	Buy	10/22/2015 15:00	ES Mom 384: Buy	2028.75			@ES	F1 Momentum ES
	LExit	10/26/2015 13:54	Profit Target	2052.00	1	$1,132.50		
2695	Buy	10/26/2015 15:00	G1: Geronimo: Buy	2049.00			@ES	G1 Geronimo ES
	LExit	10/30/2015 13:52	Profit Target	2069.50	1	$995.00		
2696	Buy	10/26/2015 15:00	ES Mom 384: Buy	2049.00			@ES	F1 Momentum ES
	LExit	10/30/2015 13:54	Profit Target	2069.50	1	$995.00		
2697	Buy	10/30/2015 15:00	G1: Geronimo: Buy	2065.50			@ES	G1 Geronimo ES
	LExit	11/2/2015 13:52	Profit Target	2069.50	1	$170.00		
2698	Buy	10/30/2015 15:00	ES Mom 384: Buy	2063.75			@ES	F1 Momentum ES
	LExit	11/2/2015 13:54	Profit Target	2067.75	1	$170.00		
2699	Buy	10/2/2015 14:59	P2 PushPull: Buy	125.41			@TY	P2 Momentum TY
	LExit	11/4/2015 10:00	Stop Loss	123.09	1	($2,347.50)		
2700	Buy	11/2/2015 15:00	G1: Geronimo: Buy	2081.50			@ES	G1 Geronimo ES
	LExit	11/6/2015 13:52	Stop Loss	2064.50	1	($880.00)		
2701	Buy	11/2/2015 15:00	ES Mom 384: Buy	2082.25			@ES	F1 Momentum ES
	LExit	11/6/2015 13:54	Stop Loss	2065.25	1	($880.00)		
2702	Buy	11/6/2015 15:00	G1: Geronimo: Buy	2077.25			@ES	G1 Geronimo ES
	LExit	11/9/2015 13:52	Stop Loss	2060.25	1	($880.00)		
2703	Buy	11/6/2015 15:00	ES Mom 384: Buy	2076.50			@ES	F1 Momentum ES
	LExit	11/9/2015 13:54	Stop Loss	2059.50	1	($880.00)		

2704	Buy	11/9/2015 15:00	ES Mom 384: Buy	2061.00			@ES	F1 Momentum ES
	LExit	11/11/2015 13:54	Profit Target	2066.50	1	$245.00		
2705	Buy	11/11/2015 15:00	G1: Geronimo: Buy	2056.50			@ES	G1 Geronimo ES
	LExit	11/12/2015 13:52	Stop Loss	2039.50	1	($880.00)		
2706	Buy	11/11/2015 15:00	ES Mom 384: Buy	2057.00			@ES	F1 Momentum ES
	LExit	11/12/2015 13:54	Stop Loss	2040.00	1	($880.00)		
2707	Buy	11/12/2015 15:00	ES Mom 384: Buy	2026.50			@ES	F1 Momentum ES
	LExit	11/13/2015 13:54	Stop Loss	2009.50	1	($880.00)		
2708	Buy	11/13/2015 15:00	ES Mom 384: Buy	2004.25			@ES	F1 Momentum ES
	LExit	11/18/2015 13:54	Profit Target	2039.00	1	$1,707.50		
2709	Buy	11/20/2015 07:57	B3 Breakout ES: Buy	2077.25			@ES	B3 Breakout ES
	LExit	11/20/2015 11:42	Stop Loss	2070.25	1	($380.00)		
2710	Buy	11/18/2015 15:00	ES Mom 384: Buy	2066.75			@ES	F1 Momentum ES
	LExit	11/20/2015 13:54	Profit Target	2072.75	1	$270.00		
2711	Buy	11/20/2015 15:00	G1: Geronimo: Buy	2071.00			@ES	G1 Geronimo ES
	LExit	11/23/2015 13:52	Profit Target	2075.00	1	$170.00		
2712	Buy	11/20/2015 15:00	ES Mom 384: Buy	2071.00			@ES	F1 Momentum ES
	LExit	11/23/2015 13:54	Profit Target	2075.00	1	$170.00		
2713	Buy	11/23/2015 15:00	G1: Geronimo: Buy	2068.50			@ES	G1 Geronimo ES
	LExit	11/24/2015 13:52	Profit Target	2072.50	1	$170.00		
2714	Buy	11/23/2015 15:00	ES Mom 384: Buy	2069.25			@ES	F1 Momentum ES
	LExit	11/24/2015 13:54	Stop Loss	2052.25	1	($880.00)		
2715	Buy	11/24/2015 15:00	G1: Geronimo: Buy	2070.75			@ES	G1 Geronimo ES
	LExit	11/25/2015 13:52	Profit Target	2074.75	1	$170.00		
2716	Buy	11/24/2015 15:00	ES Mom 384: Buy	2070.75			@ES	F1 Momentum ES
	LExit	11/25/2015 13:54	Profit Target	2074.75	1	$170.00		
2717	Buy	11/25/2015 15:00	G1: Geronimo: Buy	2072.00			@ES	G1 Geronimo ES
	LExit	11/26/2015 13:52	Profit Target	2080.25	1	$382.50		
2718	Buy	11/25/2015 15:00	ES Mom 384: Buy	2072.00			@ES	F1 Momentum ES
	LExit	11/26/2015 13:54	Profit Target	2080.25	1	$382.50		
2719	Buy	11/26/2015 07:57	B3 Breakout ES: Buy	2079.75			@ES	B3 Breakout ES
	LExit	11/27/2015 07:39	Stop Loss	2072.75	1	($380.00)		
2720	Buy	11/27/2015 13:52	G1: Geronimo: Buy	2072.75			@ES	G1 Geronimo ES
	LExit	11/30/2015 13:52	Profit Target	2076.75	1	$170.00		
2721	Buy	11/27/2015 13:54	ES Mom 384: Buy	2072.75			@ES	F1 Momentum ES

	LExit	11/30/2015 13:54	Profit Target	2076.75	1	$170.00		
2722	Sell	11/27/2015 07:57	S3 Breakdown ES: S	2069.50			@ES	S3 Breakdown SHORT ES
	SExit	11/30/2015 14:06	S3 Breakdown ES: CL	2067.00	1	$95.00		
2723	Buy	12/1/2015 07:57	B3 Breakout ES: Buy	2080.25			@ES	B3 Breakout ES
	LExit	12/1/2015 08:24	Stop Loss	2073.25	1	($380.00)		
2724	Buy	12/8/2015 15:00	ES Mom 384: Buy	2050.50			@ES	F1 Momentum ES
	LExit	12/9/2015 13:54	Stop Loss	2033.50	1	($880.00)		
2725	Buy	12/10/2015 07:57	B3 Breakout ES: Buy	2038.75			@ES	B3 Breakout ES
	LExit	12/10/2015 07:57	Stop Loss	2031.75	1	($380.00)		
2726	Buy	12/9/2015 15:00	ES Mom 384: Buy	2030.00			@ES	F1 Momentum ES
	LExit	12/11/2015 13:54	Stop Loss	2010.50	1	($1,005.00)		
2727	Sell	12/11/2015 07:57	S3 Breakdown ES: S	2009.25			@ES	S3 Breakdown SHORT ES
	SExit	12/11/2015 14:06	S3 Breakdown ES: CL	1996.75	1	$595.00		
2728	Buy	12/11/2015 15:00	G1: Geronimo: Buy	1997.00			@ES	G1 Geronimo ES
	LExit	12/14/2015 13:52	Profit Target	2001.00	1	$170.00		
2729	Buy	12/11/2015 15:00	ES Mom 384: Buy	1995.00			@ES	F1 Momentum ES
	LExit	12/14/2015 13:54	Profit Target	1999.00	1	$170.00		
2730	Buy	12/15/2015 07:57	B3 Breakout ES: Buy	2031.50			@ES	B3 Breakout ES
	LExit	12/15/2015 09:45	Stop Loss	2024.50	1	($380.00)		
2731	Sell	12/22/2015 07:36	GS1: Gap SHORT	2012.00			@ES	GS1 Gap Short ES
	SExit	12/22/2015 13:16	Stop Loss	2025.25	1	($692.50)		
2732	Buy	12/23/2015 07:57	B3 Breakout ES: Buy	2036.75			@ES	B3 Breakout ES
	LExit	12/23/2015 14:06	B3 Breakout ES: CL	2047.00	1	$482.50		
2733	Buy	12/29/2015 07:57	B3 Breakout ES: Buy	2059.00			@ES	B3 Breakout ES
	LExit	12/29/2015 14:06	B3 Breakout ES: CL	2065.00	1	$270.00		
2734	Sell	1/4/2016 07:57	S3 Breakdown ES: S	1985.50			@ES	S3 Breakdown SHORT ES
	SExit	1/4/2016 13:57	Stop Loss	1995.75	1	($542.50)		
2735	Buy	1/12/2016 07:57	B3 Breakout ES: Buy	1931.00			@ES	B3 Breakout ES
	LExit	1/12/2016 08:06	Stop Loss	1924.00	1	($380.00)		
2736	Sell	1/12/2016 07:36	GS1: Gap SHORT	1923.25			@ES	GS1 Gap Short ES
	SExit	1/12/2016 09:32	Profit Target	1909.25	1	$670.00		
2737	Buy	12/1/2015 14:00	P2 PushPull: Buy	123.70			@TY	P2 Momentum TY
	LExit	1/15/2016 08:00	P2 PushPull: Sell	125.50	1	$1,761.88		
2738	Buy	1/22/2016 07:57	B3 Breakout ES: Buy	1883.00			@ES	B3 Breakout ES
	LExit	1/22/2016 14:06	B3 Breakout ES: CL	1888.75	1	$257.50		
2739	Buy	1/15/2016 10:00	P2 PushPull: Buy	125.23			@TY	P2 Momentum TY
	LExit	1/29/2016 08:00	P2 PushPull: Sell	126.31	1	$1,043.13		

2740	Buy	1/29/2016 07:57	B3 Breakout ES: Buy	1892.25			@ES	B3 Breakout ES
	LExit	1/29/2016 14:06	B3 Breakout ES: CL	1924.00	1	$1,557.50		
2741	Buy	2/3/2016 14:00	P2 PushPull: Buy	126.77			@TY	P2 Momentum TY
	LExit	2/8/2016 10:00	P2 PushPull: Sell	127.84	1	$1,043.13		
2742	Buy	2/8/2016 14:00	P2 PushPull: Buy	127.92			@TY	P2 Momentum TY
	LExit	2/11/2016 08:00	P2 PushPull: Sell	129.64	1	$1,683.75		
2743	Buy	2/15/2016 07:57	B3 Breakout ES: Buy	1874.50			@ES	B3 Breakout ES
	LExit	2/16/2016 08:06	Stop Loss	1867.50	1	($380.00)		
2744	Buy	2/17/2016 07:57	B3 Breakout ES: Buy	1897.50			@ES	B3 Breakout ES
	LExit	2/17/2016 14:06	B3 Breakout ES: CL	1916.00	1	$895.00		
2745	Buy	2/17/2016 15:00	ES Mom 384: Buy	1916.00			@ES	F1 Momentum ES
	LExit	2/17/2016 15:00	Profit Target	1920.00	1	$170.00		
2746	Buy	2/17/2016 15:00	G1: Geronimo: Buy	1915.75			@ES	G1 Geronimo ES
	LExit	2/17/2016 15:00	Profit Target	1919.75	1	$170.00		
2747	Buy	2/19/2016 15:00	G1: Geronimo: Buy	1906.50			@ES	G1 Geronimo ES
	LExit	2/22/2016 13:52	Profit Target	1925.75	1	$932.50		
2748	Buy	2/18/2016 15:00	ES Mom 384: Buy	1905.50			@ES	F1 Momentum ES
	LExit	2/22/2016 13:54	Profit Target	1925.75	1	$982.50		
2749	Buy	2/22/2016 07:57	B3 Breakout ES: Buy	1932.25			@ES	B3 Breakout ES
	LExit	2/22/2016 14:06	B3 Breakout ES: CL	1931.00	1	($92.50)		
2750	Buy	2/22/2016 15:00	G1: Geronimo: Buy	1933.75			@ES	G1 Geronimo ES
	LExit	2/23/2016 13:52	Stop Loss	1916.75	1	($880.00)		
2751	Buy	2/22/2016 15:00	ES Mom 384: Buy	1933.25			@ES	F1 Momentum ES
	LExit	2/23/2016 13:54	Stop Loss	1916.25	1	($880.00)		
2752	Sell	2/24/2016 07:57	S3 Breakdown ES: S	1886.25			@ES	S3 Breakdown SHORT ES
	SExit	2/24/2016 09:54	Stop Loss	1896.50	1	($542.50)		
2753	Buy	2/23/2016 15:00	ES Mom 384: Buy	1913.50			@ES	F1 Momentum ES
	LExit	2/24/2016 13:54	Stop Loss	1893.25	1	($1,042.50)		
2754	Sell	2/26/2016 07:36	GS1: Gap SHORT	1951.00			@ES	GS1 Gap Short ES
	SExit	2/26/2016 12:40	Profit Target	1937.00	1	$670.00		
2755	Buy	2/24/2016 15:00	ES Mom 384: Buy	1919.00			@ES	F1 Momentum ES
	LExit	2/26/2016 13:54	Profit Target	1952.75	1	$1,657.50		
2756	Buy	2/26/2016 15:00	G1: Geronimo: Buy	1940.75			@ES	G1 Geronimo ES
	LExit	2/29/2016 13:52	Profit Target	1944.75	1	$170.00		
2757	Buy	2/26/2016 15:00	ES Mom 384: Buy	1940.75			@ES	F1 Momentum ES
	LExit	2/29/2016 13:54	Stop Loss	1923.75	1	($880.00)		
2758	Buy	2/11/2016 08:00	P2 PushPull: Buy	128.84			@TY	P2 Momentum TY
	LExit	3/2/2016 08:00	Stop Loss	126.53	1	($2,347.50)		
2759	Buy	2/29/2016 15:00	ES Mom 384: Buy	1926.00			@ES	F1 Momentum ES
	LExit	3/3/2016 13:54	Profit Target	1974.50	1	$2,395.00		
2760	Buy	3/3/2016 15:00	G1: Geronimo: Buy	1983.50			@ES	G1 Geronimo ES
	LExit	3/4/2016 13:52	Profit Target	1987.50	1	$170.00		

2761	Buy	3/3/2016 15:00	ES Mom 384: Buy	1984.00			@ES	F1 Momentum ES
	LExit	3/4/2016 13:54	Profit Target	1988.00	1	$170.00		
2762	Buy	3/4/2016 15:00	G1: Geronimo: Buy	1990.75			@ES	G1 Geronimo ES
	LExit	3/7/2016 13:52	Profit Target	1994.75	1	$170.00		
2763	Buy	3/4/2016 15:00	ES Mom 384: Buy	1990.00			@ES	F1 Momentum ES
	LExit	3/7/2016 13:54	Profit Target	1994.00	1	$170.00		
2764	Buy	3/7/2016 15:00	ES Mom 384: Buy	1990.00			@ES	F1 Momentum ES
	LExit	3/7/2016 15:00	Profit Target	1994.00	1	$170.00		
2765	Buy	3/7/2016 15:00	G1: Geronimo: Buy	1990.25			@ES	G1 Geronimo ES
	LExit	3/7/2016 15:00	Profit Target	1994.25	1	$170.00		
2766	Buy	3/8/2016 15:00	ES Mom 384: Buy	1971.75			@ES	F1 Momentum ES
	LExit	3/8/2016 15:00	Profit Target	1975.75	1	$170.00		
2767	Buy	3/8/2016 15:00	G1: Geronimo: Buy	1973.00			@ES	G1 Geronimo ES
	LExit	3/9/2016 13:52	Profit Target	1980.50	1	$345.00		
2768	Buy	3/9/2016 15:00	ES Mom 384: Buy	1978.50			@ES	F1 Momentum ES
	LExit	3/9/2016 15:00	Profit Target	1982.50	1	$170.00		
2769	Buy	3/9/2016 15:00	G1: Geronimo: Buy	1978.25			@ES	G1 Geronimo ES
	LExit	3/9/2016 15:00	Profit Target	1982.25	1	$170.00		
2770	Buy	3/10/2016 07:57	B3 Breakout ES: Buy	1987.25			@ES	B3 Breakout ES
	LExit	3/10/2016 08:42	Stop Loss	1980.25	1	($380.00)		
2771	Buy	3/10/2016 15:00	ES Mom 384: Buy	1979.50			@ES	F1 Momentum ES
	LExit	3/10/2016 15:00	Profit Target	1983.50	1	$170.00		
2772	Buy	3/10/2016 15:00	G1: Geronimo: Buy	1978.25			@ES	G1 Geronimo ES
	LExit	3/10/2016 15:00	Profit Target	1982.25	1	$170.00		
2773	Buy	3/11/2016 07:57	B3 Breakout ES: Buy	2001.00			@ES	B3 Breakout ES
	LExit	3/11/2016 14:06	B3 Breakout ES: CL	2013.00	1	$570.00		
2774	Buy	3/15/2016 15:00	G1: Geronimo: Buy	2005.75			@ES	G1 Geronimo ES
	LExit	3/15/2016 15:00	Profit Target	2009.75	1	$170.00		
2775	Buy	3/11/2016 15:00	ES Mom 384: Buy	2014.00			@ES	F1 Momentum ES
	LExit	3/16/2016 13:54	Profit Target	2018.00	1	$170.00		
2776	Buy	3/16/2016 15:00	G1: Geronimo: Buy	2021.25			@ES	G1 Geronimo ES
	LExit	3/17/2016 13:52	Profit Target	2025.25	1	$170.00		
2777	Buy	3/16/2016 15:00	ES Mom 384: Buy	2020.75			@ES	F1 Momentum ES
	LExit	3/17/2016 13:54	Profit Target	2024.75	1	$170.00		
2778	Buy	3/17/2016 15:00	ES Mom 384: Buy	2034.25			@ES	F1 Momentum ES
	LExit	3/18/2016 15:00	Profit Target	2041.75	1	$345.00		
2779	Buy	3/18/2016 15:00	G1: Geronimo: Buy	2042.50			@ES	G1 Geronimo ES
	LExit	3/21/2016 13:52	Profit Target	2046.50	1	$170.00		
2780	Buy	3/18/2016 15:00	ES Mom 384: Buy	2041.75			@ES	F1 Momentum ES
	LExit	3/21/2016 13:54	Profit Target	2045.75	1	$170.00		
2781	Buy	3/21/2016 15:00	G1: Geronimo: Buy	2044.00			@ES	G1 Geronimo ES
	LExit	3/22/2016 13:52	Profit Target	2048.00	1	$170.00		
2782	Buy	3/21/2016 15:00	ES Mom 384: Buy	2042.75			@ES	F1 Momentum ES
	LExit	3/22/2016 13:54	Profit Target	2046.75	1	$170.00		
2783	Buy	3/22/2016 15:00	G1: Geronimo:	2043.00			@ES	G1 Geronimo ES

2783	Buy	3/22/2016 13:00	Buy	2043.00			@ES	G1 Geronimo ES
	LExit	3/24/2016 13:52	Stop Loss	2017.00	1	($1,330.00)		
2784	Buy	3/22/2016 15:00	ES Mom 384: Buy	2041.75			@ES	F1 Momentum ES
	LExit	3/24/2016 13:54	Stop Loss	2017.00	1	($1,267.50)		
2785	Buy	3/24/2016 15:00	ES Mom 384: Buy	2027.25			@ES	F1 Momentum ES
	LExit	3/24/2016 15:00	Profit Target	2031.25	1	$170.00		
2786	Buy	3/24/2016 15:00	G1: Geronimo: Buy	2028.00			@ES	G1 Geronimo ES
	LExit	3/24/2016 15:00	Profit Target	2032.00	1	$170.00		
2787	Buy	3/28/2016 15:00	G1: Geronimo: Buy	2030.00			@ES	G1 Geronimo ES
	LExit	3/29/2016 13:52	Profit Target	2034.00	1	$170.00		
2788	Buy	3/28/2016 15:00	ES Mom 384: Buy	2030.50			@ES	F1 Momentum ES
	LExit	3/29/2016 13:54	Profit Target	2034.50	1	$170.00		
2789	Buy	3/30/2016 07:57	B3 Breakout ES: Buy	2064.50			@ES	B3 Breakout ES
	LExit	3/30/2016 09:45	Stop Loss	2057.50	1	($380.00)		
2790	Sell	3/30/2016 07:36	GS1: Gap SHORT	2058.50			@ES	GS1 Gap Short ES
	SExit	3/30/2016 14:00	GS1: Close	2058.50	1	($30.00)		
2791	Buy	3/29/2016 15:00	ES Mom 384: Buy	2048.50			@ES	F1 Momentum ES
	LExit	3/31/2016 15:00	Profit Target	2057.25	1	$407.50		
2792	Buy	3/31/2016 15:00	G1: Geronimo: Buy	2056.25			@ES	G1 Geronimo ES
	LExit	4/1/2016 13:52	Stop Loss	2039.25	1	($880.00)		
2793	Buy	3/31/2016 15:00	ES Mom 384: Buy	2057.25			@ES	F1 Momentum ES
	LExit	4/1/2016 13:54	Stop Loss	2040.25	1	($880.00)		
2794	Buy	4/1/2016 15:00	ES Mom 384: Buy	2067.00			@ES	F1 Momentum ES
	LExit	4/5/2016 13:54	Stop Loss	2044.50	1	($1,155.00)		
2795	Buy	4/5/2016 15:00	ES Mom 384: Buy	2038.50			@ES	F1 Momentum ES
	LExit	4/7/2016 13:54	Profit Target	2049.25	1	$507.50		
2796	Buy	4/7/2016 15:00	ES Mom 384: Buy	2034.75			@ES	F1 Momentum ES
	LExit	4/11/2016 15:00	Profit Target	2038.75	1	$170.00		
2797	Buy	4/11/2016 15:00	G1: Geronimo: Buy	2038.25			@ES	G1 Geronimo ES
	LExit	4/12/2016 13:52	Profit Target	2042.25	1	$170.00		
2798	Buy	4/13/2016 07:57	B3 Breakout ES: Buy	2070.75			@ES	B3 Breakout ES
	LExit	4/13/2016 14:06	B3 Breakout ES: CL	2077.75	1	$320.00		
2799	Buy	4/12/2016 15:00	ES Mom 384: Buy	2055.75			@ES	F1 Momentum ES
	LExit	4/14/2016 13:54	Profit Target	2078.75	1	$1,120.00		
2800	Buy	4/14/2016 15:00	G1: Geronimo: Buy	2078.25			@ES	G1 Geronimo ES
	LExit	4/18/2016 13:52	Profit Target	2082.25	1	$170.00		
2801	Buy	4/14/2016 15:00	ES Mom 384: Buy	2078.25			@ES	F1 Momentum ES
	LExit	4/18/2016 13:54	Profit Target	2082.25	1	$170.00		
2802	Buy	4/19/2016 07:57	B3 Breakout ES: Buy	2095.25			@ES	B3 Breakout ES
	LExit	4/19/2016 10:21	Stop Loss	2088.25	1	($380.00)		
2803	Buy	4/18/2016 15:00	G1: Geronimo: Buy	2089.50			@ES	G1 Geronimo ES
	LExit	4/19/2016 13:52	Profit Target	2095.25	1	$257.50		
2804	Buy	4/18/2016 15:00	ES Mom 384: Buy	2089.75			@ES	F1 Momentum ES
	LExit	4/19/2016 13:54	Profit Target	2095.25	1	$245.00		
2805	Buy	4/19/2016 15:00	G1: Geronimo: Buy	2097.00			@ES	G1 Geronimo ES

	LExit	4/20/2016 13:52	Profit Target	2101.00	1	$170.00		
2806	Buy	4/19/2016 15:00	ES Mom 384: Buy	2094.75			@ES	F1 Momentum ES
	LExit	4/20/2016 13:54	Profit Target	2098.75	1	$170.00		
2807	Buy	4/20/2016 15:00	ES Mom 384: Buy	2099.50			@ES	F1 Momentum ES
	LExit	4/21/2016 15:00	Stop Loss	2082.50	1	($880.00)		
2808	Buy	4/20/2016 15:00	G1: Geronimo: Buy	2100.00			@ES	G1 Geronimo ES
	LExit	4/21/2016 15:00	Stop Loss	2083.00	1	($880.00)		
2809	Buy	4/26/2016 07:57	B3 Breakout ES: Buy	2089.25			@ES	B3 Breakout ES
	LExit	4/26/2016 09:09	Stop Loss	2082.25	1	($380.00)		
2810	Buy	4/26/2016 15:00	G1: Geronimo: Buy	2087.00			@ES	G1 Geronimo ES
	LExit	4/26/2016 15:00	Profit Target	2091.00	1	$170.00		
2811	Buy	4/22/2016 15:00	ES Mom 384: Buy	2088.00			@ES	F1 Momentum ES
	LExit	4/27/2016 13:54	Profit Target	2092.00	1	$170.00		
2812	Buy	4/27/2016 15:00	G1: Geronimo: Buy	2093.00			@ES	G1 Geronimo ES
	LExit	4/28/2016 13:52	Stop Loss	2076.00	1	($880.00)		
2813	Buy	4/27/2016 15:00	ES Mom 384: Buy	2092.50			@ES	F1 Momentum ES
	LExit	4/28/2016 13:54	Stop Loss	2075.50	1	($880.00)		
2814	Buy	4/28/2016 15:00	ES Mom 384: Buy	2068.50			@ES	F1 Momentum ES
	LExit	4/29/2016 13:54	Stop Loss	2051.50	1	($880.00)		
2815	Buy	4/29/2016 15:00	ES Mom 384: Buy	2060.25			@ES	F1 Momentum ES
	LExit	5/3/2016 13:54	Profit Target	2064.25	1	$170.00		
2816	Sell	5/4/2016 07:57	S3 Breakdown ES: S	2044.75			@ES	S3 Breakdown SHORT ES
	SExit	5/4/2016 08:15	Stop Loss	2055.00	1	($542.50)		
2817	Buy	5/3/2016 15:00	ES Mom 384: Buy	2060.00			@ES	F1 Momentum ES
	LExit	5/4/2016 13:54	Stop Loss	2043.00	1	($880.00)		
2818	Buy	5/4/2016 15:00	ES Mom 384: Buy	2048.25			@ES	F1 Momentum ES
	LExit	5/6/2016 13:54	Profit Target	2052.25	1	$170.00		
2819	Buy	5/6/2016 15:00	ES Mom 384: Buy	2051.25			@ES	F1 Momentum ES
	LExit	5/6/2016 15:00	Profit Target	2055.25	1	$170.00		
2820	Buy	5/6/2016 15:00	G1: Geronimo: Buy	2051.00			@ES	G1 Geronimo ES
	LExit	5/6/2016 15:00	Profit Target	2055.00	1	$170.00		
2821	Buy	5/10/2016 07:57	B3 Breakout ES: Buy	2070.00			@ES	B3 Breakout ES
	LExit	5/10/2016 14:06	B3 Breakout ES: CL	2080.25	1	$482.50		
2822	Buy	5/24/2016 07:57	B3 Breakout ES: Buy	2065.00			@ES	B3 Breakout ES
	LExit	5/24/2016 14:06	B3 Breakout ES: CL	2075.50	1	$495.00		
2823	Buy	5/25/2016 07:57	B3 Breakout ES: Buy	2086.75			@ES	B3 Breakout ES
	LExit	5/25/2016 14:06	B3 Breakout ES: CL	2089.75	1	$120.00		
2824	Buy	5/26/2016 15:00	G1: Geronimo: Buy	2089.75			@ES	G1 Geronimo ES
	LExit	5/27/2016 13:52	Profit Target	2093.75	1	$170.00		
2825	Buy	5/26/2016 15:00	ES Mom 384: Buy	2089.50			@ES	F1 Momentum ES
	LExit	5/27/2016 13:54	Profit Target	2093.50	1	$170.00		
2826	Buy	5/27/2016 15:00	G1: Geronimo: Buy	2098.00			@ES	G1 Geronimo ES
	LExit	5/30/2016 13:52	Profit Target	2104.00	1	$270.00		
2827	Buy	5/27/2016 15:00	ES Mom 384:	2098.25			@ES	F1 Momentum ES

2827	Buy	5/27/2016 13:00	Buy	2096.25			@ES	F1 Momentum ES
	LExit	5/30/2016 13:54	Profit Target	2104.00	1	$257.50		
2828	Sell	5/30/2016 07:36	GS1: Gap SHORT	2102.75			@ES	GS1 Gap Short ES
	SExit	5/31/2016 12:18	Profit Target	2088.75	1	$670.00		
2829	Buy	5/31/2016 13:52	G1: Geronimo: Buy	2102.25			@ES	G1 Geronimo ES
	LExit	6/2/2016 15:00	Profit Target	2106.25	1	$170.00		
2830	Buy	5/31/2016 13:54	ES Mom 384: Buy	2102.25			@ES	F1 Momentum ES
	LExit	6/2/2016 15:00	Profit Target	2106.25	1	$170.00		
2831	Buy	6/3/2016 15:00	ES Mom 384: Buy	2101.25			@ES	F1 Momentum ES
	LExit	6/8/2016 13:54	Profit Target	2115.25	1	$670.00		
2832	Buy	6/8/2016 15:00	G1: Geronimo: Buy	2121.00			@ES	G1 Geronimo ES
	LExit	6/10/2016 13:52	Stop Loss	2101.25	1	($1,017.50)		
2833	Buy	6/8/2016 15:00	ES Mom 384: Buy	2119.75			@ES	F1 Momentum ES
	LExit	6/10/2016 13:54	Stop Loss	2101.25	1	($955.00)		
2834	Buy	6/10/2016 15:00	ES Mom 384: Buy	2097.00			@ES	F1 Momentum ES
	LExit	6/13/2016 13:54	Stop Loss	2080.00	1	($880.00)		
2835	Buy	3/30/2016 14:59	P2 PushPull: Buy	127.09			@TY	P2 Momentum TY
	LExit	6/14/2016 08:00	P2 PushPull: Sell	129.19	1	$2,058.75		
2836	Buy	6/15/2016 07:57	B3 Breakout ES: Buy	2084.25			@ES	B3 Breakout ES
	LExit	6/15/2016 13:48	Stop Loss	2077.25	1	($380.00)		
2837	Buy	6/13/2016 15:00	ES Mom 384: Buy	2080.50			@ES	F1 Momentum ES
	LExit	6/16/2016 13:54	Stop Loss	2063.50	1	($880.00)		
2838	Buy	6/16/2016 15:00	ES Mom 384: Buy	2081.50			@ES	F1 Momentum ES
	LExit	6/17/2016 13:54	Stop Loss	2064.50	1	($880.00)		
2839	Buy	6/20/2016 07:57	B3 Breakout ES: Buy	2099.00			@ES	B3 Breakout ES
	LExit	6/20/2016 12:36	Stop Loss	2092.00	1	($380.00)		
2840	Buy	6/17/2016 15:00	ES Mom 384: Buy	2073.25			@ES	F1 Momentum ES
	LExit	6/22/2016 13:54	Profit Target	2093.75	1	$995.00		
2841	Buy	6/23/2016 07:57	B3 Breakout ES: Buy	2103.00			@ES	B3 Breakout ES
	LExit	6/23/2016 14:06	B3 Breakout ES: CL	2116.75	1	$657.50		
2842	Buy	6/14/2016 10:00	P2 PushPull: Buy	128.97			@TY	P2 Momentum TY
	LExit	6/27/2016 08:00	P2 PushPull: Sell	130.48	1	$1,480.63		
2843	Buy	6/28/2016 07:57	B3 Breakout ES: Buy	2026.00			@ES	B3 Breakout ES
	LExit	6/28/2016 09:09	Stop Loss	2019.00	1	($380.00)		
2844	Buy	6/29/2016 07:57	B3 Breakout ES: Buy	2055.75			@ES	B3 Breakout ES
	LExit	6/29/2016 14:06	B3 Breakout ES: CL	2075.75	1	$970.00		
2845	Buy	7/1/2016 07:57	B3 Breakout ES: Buy	2106.75			@ES	B3 Breakout ES
	LExit	7/1/2016 14:06	B3 Breakout ES: CL	2106.50	1	($42.50)		
2846	Sell	7/5/2016 07:57	S3 Breakdown ES: S	2090.25			@ES	S3 Breakdown SHORT ES
	SExit	7/5/2016 14:06	S3 Breakdown ES: CL	2094.00	1	($217.50)		
2847	Buy	7/7/2016 07:57	B3 Breakout ES: Buy	2111.25			@ES	B3 Breakout ES
	LExit	7/7/2016 09:09	Stop Loss	2104.25	1	($380.00)		

2848	Buy	7/8/2016 07:57	B3 Breakout ES: Buy	2120.25			@ES	B3 Breakout ES
	LExit	7/8/2016 14:06	B3 Breakout ES: CL	2132.00	1	$557.50		
2849	Buy	7/8/2016 15:00	G1: Geronimo: Buy	2133.50			@ES	G1 Geronimo ES
	LExit	7/11/2016 13:52	Profit Target	2138.75	1	$232.50		
2850	Buy	7/8/2016 15:00	ES Mom 384: Buy	2133.75			@ES	F1 Momentum ES
	LExit	7/11/2016 13:54	Profit Target	2138.75	1	$220.00		
2851	Buy	7/11/2016 07:57	B3 Breakout ES: Buy	2143.00			@ES	B3 Breakout ES
	LExit	7/11/2016 14:06	B3 Breakout ES: CL	2142.00	1	($80.00)		
2852	Buy	7/11/2016 15:00	ES Mom 384: Buy	2142.75			@ES	F1 Momentum ES
	LExit	7/12/2016 13:54	Profit Target	2152.25	1	$445.00		
2853	Buy	7/12/2016 07:57	B3 Breakout ES: Buy	2155.50			@ES	B3 Breakout ES
	LExit	7/12/2016 14:06	B3 Breakout ES: CL	2155.50	1	($30.00)		
2854	Buy	7/13/2016 15:00	G1: Geronimo: Buy	2157.75			@ES	G1 Geronimo ES
	LExit	7/14/2016 13:52	Profit Target	2171.50	1	$657.50		
2855	Buy	7/12/2016 15:00	ES Mom 384: Buy	2156.50			@ES	F1 Momentum ES
	LExit	7/14/2016 13:54	Profit Target	2171.50	1	$720.00		
2856	Buy	7/14/2016 07:57	B3 Breakout ES: Buy	2168.50			@ES	B3 Breakout ES
	LExit	7/14/2016 14:06	B3 Breakout ES: CL	2168.25	1	($42.50)		
2857	Buy	7/14/2016 15:00	G1: Geronimo: Buy	2170.25			@ES	G1 Geronimo ES
	LExit	7/15/2016 13:52	Profit Target	2175.00	1	$207.50		
2858	Buy	7/14/2016 15:00	ES Mom 384: Buy	2169.00			@ES	F1 Momentum ES
	LExit	7/15/2016 13:54	Profit Target	2175.00	1	$270.00		
2859	Sell	7/15/2016 07:36	GS1: Gap SHORT	2173.25			@ES	GS1 Gap Short ES
	SExit	7/15/2016 14:00	GS1: Close	2165.50	1	$357.50		
2860	Buy	7/15/2016 15:00	ES Mom 384: Buy	2166.50			@ES	F1 Momentum ES
	LExit	7/18/2016 15:00	Profit Target	2172.00	1	$245.00		
2861	Buy	7/15/2016 15:00	G1: Geronimo: Buy	2166.50			@ES	G1 Geronimo ES
	LExit	7/18/2016 15:00	Profit Target	2172.00	1	$245.00		
2862	Buy	7/18/2016 15:00	G1: Geronimo: Buy	2172.00			@ES	G1 Geronimo ES
	LExit	7/20/2016 13:52	Profit Target	2176.00	1	$170.00		
2863	Buy	7/18/2016 15:00	ES Mom 384: Buy	2172.00			@ES	F1 Momentum ES
	LExit	7/20/2016 13:54	Profit Target	2176.00	1	$170.00		
2864	Buy	7/26/2016 07:57	B3 Breakout ES: Buy	2177.75			@ES	B3 Breakout ES
	LExit	7/26/2016 09:00	Stop Loss	2170.75	1	($380.00)		
2865	Buy	7/20/2016 15:00	G1: Geronimo: Buy	2179.50			@ES	G1 Geronimo ES
	LExit	8/2/2016 13:52	Stop Loss	2162.50	1	($880.00)		
2866	Buy	7/20/2016 15:00	ES Mom 384: Buy	2180.00			@ES	F1 Momentum ES
	LExit	8/2/2016 13:54	Stop Loss	2163.00	1	($880.00)		
2867	Buy	8/2/2016 15:00	ES Mom 384: Buy	2162.25			@ES	F1 Momentum ES
	LExit	8/4/2016 13:54	Profit Target	2170.25	1	$370.00		
2868	Buy	8/4/2016 07:57	B3 Breakout ES: Buy	2171.75			@ES	B3 Breakout ES
	LExit	8/4/2016 14:06	B3 Breakout ES: CL	2170.75	1	($80.00)		

2869	Buy	8/4/2016 15:00	G1: Geronimo: Buy	2170.75			@ES	G1 Geronimo ES
	LExit	8/5/2016 13:52	Profit Target	2179.25	1	$395.00		
2870	Buy	8/4/2016 15:00	ES Mom 384: Buy	2170.75			@ES	F1 Momentum ES
	LExit	8/5/2016 13:54	Profit Target	2179.25	1	$395.00		
2871	Buy	8/5/2016 07:57	B3 Breakout ES: Buy	2183.25			@ES	B3 Breakout ES
	LExit	8/5/2016 14:06	B3 Breakout ES: CL	2189.00	1	$257.50		
2872	Buy	8/5/2016 15:00	G1: Geronimo: Buy	2188.25			@ES	G1 Geronimo ES
	LExit	8/8/2016 13:52	Profit Target	2192.25	1	$170.00		
2873	Buy	8/5/2016 15:00	ES Mom 384: Buy	2188.25			@ES	F1 Momentum ES
	LExit	8/8/2016 13:54	Profit Target	2192.25	1	$170.00		
2874	Buy	8/8/2016 15:00	G1: Geronimo: Buy	2187.25			@ES	G1 Geronimo ES
	LExit	8/9/2016 13:52	Profit Target	2191.25	1	$170.00		
2875	Buy	8/8/2016 15:00	ES Mom 384: Buy	2187.00			@ES	F1 Momentum ES
	LExit	8/9/2016 13:54	Profit Target	2191.00	1	$170.00		
2876	Buy	8/9/2016 07:57	B3 Breakout ES: Buy	2189.50			@ES	B3 Breakout ES
	LExit	8/9/2016 14:06	B3 Breakout ES: CL	2188.50	1	($80.00)		
2877	Buy	8/9/2016 15:00	G1: Geronimo: Buy	2188.75			@ES	G1 Geronimo ES
	LExit	8/11/2016 13:52	Profit Target	2192.75	1	$170.00		
2878	Buy	8/9/2016 15:00	ES Mom 384: Buy	2188.25			@ES	F1 Momentum ES
	LExit	8/11/2016 13:54	Profit Target	2192.25	1	$170.00		
2879	Buy	8/11/2016 07:57	B3 Breakout ES: Buy	2190.00			@ES	B3 Breakout ES
	LExit	8/11/2016 14:06	B3 Breakout ES: CL	2192.75	1	$107.50		
2880	Buy	8/11/2016 15:00	G1: Geronimo: Buy	2195.25			@ES	G1 Geronimo ES
	LExit	8/15/2016 13:52	Profit Target	2199.25	1	$170.00		
2881	Buy	8/11/2016 15:00	ES Mom 384: Buy	2195.25			@ES	F1 Momentum ES
	LExit	8/15/2016 13:54	Profit Target	2199.25	1	$170.00		
2882	Buy	8/15/2016 07:57	B3 Breakout ES: Buy	2198.00			@ES	B3 Breakout ES
	LExit	8/15/2016 14:06	B3 Breakout ES: CL	2197.50	1	($55.00)		
2883	Buy	8/15/2016 15:00	G1: Geronimo: Buy	2199.25			@ES	G1 Geronimo ES
	LExit	8/17/2016 13:52	Stop Loss	2182.25	1	($880.00)		
2884	Buy	8/15/2016 15:00	ES Mom 384: Buy	2198.75			@ES	F1 Momentum ES
	LExit	8/17/2016 13:54	Stop Loss	2181.75	1	($880.00)		
2885	Buy	8/23/2016 07:57	B3 Breakout ES: Buy	2202.00			@ES	B3 Breakout ES
	LExit	8/23/2016 14:06	B3 Breakout ES: CL	2196.25	1	($317.50)		
2886	Buy	8/19/2016 15:00	G1: Geronimo: Buy	2193.00			@ES	G1 Geronimo ES
	LExit	8/26/2016 13:52	Profit Target	2197.00	1	$170.00		
2887	Buy	8/17/2016 15:00	ES Mom 384: Buy	2191.00			@ES	F1 Momentum ES
	LExit	8/26/2016 13:54	Profit Target	2195.00	1	$170.00		
2888	Buy	8/29/2016 07:57	B3 Breakout ES: Buy	2188.00			@ES	B3 Breakout ES
	LExit	8/29/2016 14:06	B3 Breakout ES: CL	2190.75	1	$107.50		
2889	Buy	9/2/2016 07:57	B3 Breakout ES: Buy	2192.75			@ES	B3 Breakout ES

	LExit	9/2/2016 10:21	Stop Loss	2185.75	1	($380.00)		
2890	Buy	8/26/2016 15:00	ES Mom 384: Buy	2179.50			@ES	F1 Momentum ES
	LExit	9/2/2016 13:54	Profit Target	2190.00	1	$495.00		
2891	Sell	9/6/2016 07:36	GS1: Gap SHORT	2192.25			@ES	GS1 Gap Short ES
	SExit	9/6/2016 14:00	GS1: Close	2196.50	1	($242.50)		
2892	Buy	9/6/2016 15:00	G1: Geronimo: Buy	2194.50			@ES	G1 Geronimo ES
	LExit	9/9/2016 13:52	Stop Loss	2175.00	1	($1,005.00)		
2893	Buy	9/6/2016 15:00	ES Mom 384: Buy	2194.50			@ES	F1 Momentum ES
	LExit	9/9/2016 13:54	Stop Loss	2175.00	1	($1,005.00)		
2894	Buy	6/27/2016 08:00	P2 PushPull: Buy	130.36			@TY	P2 Momentum TY
	LExit	9/13/2016 12:00	Stop Loss	128.05	1	($2,347.50)		
2895	Sell	9/13/2016 07:57	S3 Breakdown ES: S	2152.25			@ES	S3 Breakdown SHORT ES
	SExit	9/13/2016 14:06	S3 Breakdown ES: CL	2137.50	1	$707.50		
2896	Buy	9/19/2016 07:57	B3 Breakout ES: Buy	2158.75			@ES	B3 Breakout ES
	LExit	9/19/2016 11:06	Stop Loss	2151.75	1	($380.00)		
2897	Sell	9/23/2016 07:57	S3 Breakdown ES: S	2180.50			@ES	S3 Breakdown SHORT ES
	SExit	9/23/2016 14:06	S3 Breakdown ES: CL	2176.25	1	$182.50		
2898	Buy	9/28/2016 07:57	B3 Breakout ES: Buy	2173.50			@ES	B3 Breakout ES
	LExit	9/28/2016 08:51	Stop Loss	2166.50	1	($380.00)		
2899	Sell	10/3/2016 07:57	S3 Breakdown ES: S	2167.25			@ES	S3 Breakdown SHORT ES
	SExit	10/3/2016 14:06	S3 Breakdown ES: CL	2172.00	1	($267.50)		
2900	Buy	10/5/2016 07:57	B3 Breakout ES: Buy	2171.00			@ES	B3 Breakout ES
	LExit	10/5/2016 14:06	B3 Breakout ES: CL	2171.50	1	($5.00)		
2901	Buy	10/6/2016 15:00	G1: Geronimo: Buy	2171.75			@ES	G1 Geronimo ES
	LExit	10/7/2016 13:52	Profit Target	2175.75	1	$170.00		
2902	Buy	10/6/2016 15:00	ES Mom 384: Buy	2172.25			@ES	F1 Momentum ES
	LExit	10/7/2016 13:54	Profit Target	2176.25	1	$170.00		
2903	Buy	10/7/2016 15:00	G1: Geronimo: Buy	2167.00			@ES	G1 Geronimo ES
	LExit	10/10/2016 13:52	Profit Target	2175.75	1	$407.50		
2904	Buy	10/7/2016 15:00	ES Mom 384: Buy	2167.25			@ES	F1 Momentum ES
	LExit	10/10/2016 13:54	Profit Target	2175.75	1	$395.00		
2905	Buy	10/10/2016 07:57	B3 Breakout ES: Buy	2179.75			@ES	B3 Breakout ES
	LExit	10/10/2016 14:06	B3 Breakout ES: CL	2174.50	1	($292.50)		
2906	Buy	10/10/2016 15:00	G1: Geronimo: Buy	2174.25			@ES	G1 Geronimo ES
	LExit	10/11/2016 13:52	Stop Loss	2157.25	1	($880.00)		
2907	Buy	10/10/2016 15:00	ES Mom 384: Buy	2174.75			@ES	F1 Momentum ES
	LExit	10/11/2016 13:54	Stop Loss	2157.75	1	($880.00)		
2908	Buy	10/11/2016 15:00	ES Mom 384: Buy	2148.50			@ES	F1 Momentum ES
	LExit	10/13/2016 13:54	Stop Loss	2131.50	1	($880.00)		
2909	Buy	10/14/2016	B3 Breakout	2159.25			@ES	B3 Breakout ES

		07:57	ES: Buy					
	LExit	10/14/2016 09:09	Stop Loss	2152.25	1	($380.00)		
2910	Buy	10/18/2016 07:57	B3 Breakout ES: Buy	2153.00			@ES	B3 Breakout ES
	LExit	10/18/2016 14:06	B3 Breakout ES: CL	2149.25	1	($217.50)		
2911	Buy	10/24/2016 07:57	B3 Breakout ES: Buy	2164.75			@ES	B3 Breakout ES
	LExit	10/24/2016 14:06	B3 Breakout ES: CL	2161.50	1	($192.50)		
2912	Sell	10/27/2016 07:36	GS1: Gap SHORT	2158.00			@ES	GS1 Gap Short ES
	SExit	10/27/2016 14:00	GS1: Close	2145.50	1	$595.00		
2913	Buy	11/7/2016 07:57	B3 Breakout ES: Buy	2130.75			@ES	B3 Breakout ES
	LExit	11/7/2016 14:06	B3 Breakout ES: CL	2147.50	1	$807.50		
2914	Buy	9/23/2016 08:00	P2 PushPull: Buy	129.03			@TY	P2 Momentum TY
	LExit	11/9/2016 10:00	Stop Loss	126.72	1	($2,347.50)		
2915	Buy	11/10/2016 07:57	B3 Breakout ES: Buy	2194.50			@ES	B3 Breakout ES
	LExit	11/10/2016 08:06	Stop Loss	2187.50	1	($380.00)		
2916	Buy	11/9/2016 15:00	ES Mom 384: Buy	2177.25			@ES	F1 Momentum ES
	LExit	11/14/2016 13:54	Profit Target	2183.25	1	$270.00		
2917	Buy	11/14/2016 15:00	G1: Geronimo: Buy	2177.25			@ES	G1 Geronimo ES
	LExit	11/15/2016 13:52	Profit Target	2183.25	1	$270.00		
2918	Buy	11/14/2016 15:00	ES Mom 384: Buy	2177.00			@ES	F1 Momentum ES
	LExit	11/15/2016 13:54	Profit Target	2183.25	1	$282.50		
2919	Buy	11/15/2016 15:00	ES Mom 384: Buy	2193.50			@ES	F1 Momentum ES
	LExit	11/15/2016 15:00	Profit Target	2197.50	1	$170.00		
2920	Buy	11/15/2016 15:00	G1: Geronimo: Buy	2193.25			@ES	G1 Geronimo ES
	LExit	11/15/2016 15:00	Profit Target	2197.25	1	$170.00		
2921	Buy	11/16/2016 15:00	G1: Geronimo: Buy	2190.00			@ES	G1 Geronimo ES
	LExit	11/17/2016 13:52	Profit Target	2194.00	1	$170.00		
2922	Buy	11/16/2016 15:00	ES Mom 384: Buy	2191.25			@ES	F1 Momentum ES
	LExit	11/17/2016 13:54	Profit Target	2195.25	1	$170.00		
2923	Buy	11/17/2016 07:57	B3 Breakout ES: Buy	2195.50			@ES	B3 Breakout ES
	LExit	11/17/2016 14:06	B3 Breakout ES: CL	2201.50	1	$270.00		
2924	Buy	11/17/2016 15:00	G1: Geronimo: Buy	2201.25			@ES	G1 Geronimo ES
	LExit	11/18/2016 13:52	Profit Target	2205.25	1	$170.00		
2925	Buy	11/17/2016 15:00	ES Mom 384: Buy	2201.25			@ES	F1 Momentum ES
	LExit	11/18/2016 13:54	Profit Target	2205.25	1	$170.00		
2926	Buy	11/18/2016 15:00	G1: Geronimo: Buy	2198.75			@ES	G1 Geronimo ES
	LExit	11/21/2016 13:52	Profit Target	2204.25	1	$245.00		

2927	Buy	11/18/2016 15:00	ES Mom 384: Buy	2198.25			@ES	F1 Momentum ES
	LExit	11/21/2016 13:54	Profit Target	2204.25	1	$270.00		
2928	Buy	11/21/2016 07:57	B3 Breakout ES: Buy	2208.50			@ES	B3 Breakout ES
	LExit	11/21/2016 14:06	B3 Breakout ES: CL	2212.25	1	$157.50		
2929	Buy	11/22/2016 07:57	B3 Breakout ES: Buy	2218.00			@ES	B3 Breakout ES
	LExit	11/22/2016 09:36	Stop Loss	2211.00	1	($380.00)		
2930	Buy	11/21/2016 15:00	G1: Geronimo: Buy	2212.75			@ES	G1 Geronimo ES
	LExit	11/22/2016 13:52	Profit Target	2217.50	1	$207.50		
2931	Buy	11/21/2016 15:00	ES Mom 384: Buy	2213.75			@ES	F1 Momentum ES
	LExit	11/22/2016 13:54	Profit Target	2217.75	1	$170.00		
2932	Buy	11/22/2016 15:00	G1: Geronimo: Buy	2219.75			@ES	G1 Geronimo ES
	LExit	11/24/2016 13:52	Profit Target	2223.75	1	$170.00		
2933	Buy	11/22/2016 15:00	ES Mom 384: Buy	2219.75			@ES	F1 Momentum ES
	LExit	11/24/2016 13:54	Profit Target	2223.75	1	$170.00		
2934	Buy	11/25/2016 13:52	G1: Geronimo: Buy	2223.25			@ES	G1 Geronimo ES
	LExit	11/25/2016 13:52	Profit Target	2227.25	1	$170.00		
2935	Buy	11/25/2016 13:54	ES Mom 384: Buy	2223.25			@ES	F1 Momentum ES
	LExit	11/25/2016 13:54	Profit Target	2227.25	1	$170.00		
2936	Sell	11/24/2016 07:36	GS1: Gap SHORT	2221.25			@ES	GS1 Gap Short ES
	SExit	11/28/2016 14:00	GS1: Close	2218.00	1	$132.50		
2937	Buy	11/24/2016 07:57	B3 Breakout ES: Buy	2222.25			@ES	B3 Breakout ES
	LExit	11/28/2016 14:06	B3 Breakout ES: CL	2218.00	1	($242.50)		
2938	Buy	11/28/2016 13:52	G1: Geronimo: Buy	2224.00			@ES	G1 Geronimo ES
	LExit	12/1/2016 13:52	Stop Loss	2207.00	1	($880.00)		
2939	Buy	11/28/2016 13:54	ES Mom 384: Buy	2224.00			@ES	F1 Momentum ES
	LExit	12/1/2016 13:54	Stop Loss	2207.00	1	($880.00)		
2940	Sell	12/5/2016 07:36	GS1: Gap SHORT	2217.00			@ES	GS1 Gap Short ES
	SExit	12/5/2016 14:00	GS1: Close	2221.50	1	($255.00)		
2941	Buy	12/5/2016 07:57	B3 Breakout ES: Buy	2221.00			@ES	B3 Breakout ES
	LExit	12/5/2016 14:06	B3 Breakout ES: CL	2221.25	1	($17.50)		
2942	Sell	12/6/2016 07:36	GS1: Gap SHORT	2222.50			@ES	GS1 Gap Short ES
	SExit	12/6/2016 14:00	GS1: Close	2229.00	1	($355.00)		
2943	Buy	12/1/2016 15:00	ES Mom 384: Buy	2206.75			@ES	F1 Momentum ES
	LExit	12/7/2016 13:54	Profit Target	2227.25	1	$995.00		
2944	Buy	12/7/2016 15:00	ES Mom 384: Buy	2254.50			@ES	F1 Momentum ES
	LExit	12/9/2016 15:00	Profit Target	2276.50	1	$1,070.00		
2945	Buy	12/9/2016 15:00	G1: Geronimo: Buy	2275.75			@ES	G1 Geronimo ES
	LExit	12/12/2016	Profit Target	2279.75	1	$170.00		

		13:52						
2946	Buy	12/9/2016 15:00	ES Mom 384: Buy	2276.50			@ES	F1 Momentum ES
	LExit	12/12/2016 13:54	Profit Target	2280.50	1	$170.00		
2947	Buy	12/13/2016 07:57	B3 Breakout ES: Buy	2288.50			@ES	B3 Breakout ES
	LExit	12/13/2016 14:06	B3 Breakout ES: CL	2290.75	1	$82.50		
2948	Buy	12/12/2016 15:00	G1: Geronimo: Buy	2274.25			@ES	G1 Geronimo ES
	LExit	12/16/2016 13:52	Profit Target	2284.50	1	$482.50		
2949	Buy	12/12/2016 15:00	ES Mom 384: Buy	2274.50			@ES	F1 Momentum ES
	LExit	12/16/2016 13:54	Profit Target	2284.50	1	$470.00		
2950	Buy	12/16/2016 15:00	G1: Geronimo: Buy	2276.75			@ES	G1 Geronimo ES
	LExit	12/19/2016 13:52	Profit Target	2280.75	1	$170.00		
2951	Buy	12/16/2016 15:00	ES Mom 384: Buy	2276.50			@ES	F1 Momentum ES
	LExit	12/19/2016 13:54	Profit Target	2280.50	1	$170.00		
2952	Buy	12/19/2016 15:00	ES Mom 384: Buy	2280.00			@ES	F1 Momentum ES
	LExit	12/19/2016 15:00	Profit Target	2284.00	1	$170.00		
2953	Buy	12/19/2016 15:00	G1: Geronimo: Buy	2280.00			@ES	G1 Geronimo ES
	LExit	12/19/2016 15:00	Profit Target	2284.00	1	$170.00		
2954	Buy	12/20/2016 07:57	B3 Breakout ES: Buy	2292.25			@ES	B3 Breakout ES
	LExit	12/20/2016 12:36	Stop Loss	2285.25	1	($380.00)		
2955	Buy	12/20/2016 15:00	G1: Geronimo: Buy	2288.00			@ES	G1 Geronimo ES
	LExit	12/27/2016 13:52	Profit Target	2292.00	1	$170.00		
2956	Buy	12/20/2016 15:00	ES Mom 384: Buy	2288.00			@ES	F1 Momentum ES
	LExit	12/27/2016 13:54	Profit Target	2292.00	1	$170.00		
2957	Buy	12/27/2016 07:57	B3 Breakout ES: Buy	2291.50			@ES	B3 Breakout ES
	LExit	12/27/2016 14:06	Stop Loss	2284.50	1	($380.00)		
2958	Buy	12/27/2016 15:00	G1: Geronimo: Buy	2287.25			@ES	G1 Geronimo ES
	LExit	12/28/2016 13:52	Stop Loss	2270.25	1	($880.00)		
2959	Buy	12/27/2016 15:00	ES Mom 384: Buy	2287.50			@ES	F1 Momentum ES
	LExit	12/28/2016 13:54	Stop Loss	2270.50	1	($880.00)		
2960	Buy	1/3/2017 07:57	B3 Breakout ES: Buy	2272.75			@ES	B3 Breakout ES
	LExit	1/3/2017 09:45	Stop Loss	2265.75	1	($380.00)		
2961	Buy	1/4/2017 07:57	B3 Breakout ES: Buy	2283.75			@ES	B3 Breakout ES
	LExit	1/4/2017 14:06	B3 Breakout ES: CL	2287.00	1	$132.50		
2962	Buy	12/28/2016 15:00	ES Mom 384: Buy	2267.25			@ES	F1 Momentum ES
	LExit	1/6/2017 15:00	Profit Target	2297.00	1	$1,457.50		
2963	Sell	1/9/2017 07:57	S3 Breakdown ES: S	2287.50			@ES	S3 Breakdown SHORT ES
	SExit	1/9/2017 14:06	S3 Breakdown	2288.25	1	($67.50)		

	SExit	1/9/2017 14:06	ES: CL	2288.25	1	($67.50)		
2964	Sell	1/10/2017 07:57	S3 Breakdown ES: S	2284.75			@ES	S3 Breakdown SHORT ES
	SExit	1/10/2017 09:54	Stop Loss	2295.00	1	($542.50)		
2965	Buy	1/6/2017 15:00	G1: Geronimo: Buy	2297.00			@ES	G1 Geronimo ES
	LExit	1/11/2017 13:52	Stop Loss	2280.00	1	($880.00)		
2966	Buy	1/6/2017 15:00	ES Mom 384: Buy	2297.00			@ES	F1 Momentum ES
	LExit	1/11/2017 13:54	Stop Loss	2280.00	1	($880.00)		
2967	Buy	1/11/2017 15:00	G1: Geronimo: Buy	2291.75			@ES	G1 Geronimo ES
	LExit	1/12/2017 13:52	Stop Loss	2274.75	1	($880.00)		
2968	Buy	1/11/2017 15:00	ES Mom 384: Buy	2291.75			@ES	F1 Momentum ES
	LExit	1/12/2017 13:54	Stop Loss	2274.75	1	($880.00)		
2969	Buy	1/13/2017 07:57	B3 Breakout ES: Buy	2295.75			@ES	B3 Breakout ES
	LExit	1/13/2017 14:06	B3 Breakout ES: CL	2293.25	1	($155.00)		
2970	Sell	1/17/2017 07:57	S3 Breakdown ES: S	2283.00			@ES	S3 Breakdown SHORT ES
	SExit	1/17/2017 14:06	S3 Breakdown ES: CL	2285.75	1	($167.50)		
2971	Buy	1/12/2017 15:00	G1: Geronimo: Buy	2288.50			@ES	G1 Geronimo ES
	LExit	1/19/2017 13:52	Profit Target	2292.50	1	$170.00		
2972	Buy	1/12/2017 15:00	ES Mom 384: Buy	2288.00			@ES	F1 Momentum ES
	LExit	1/19/2017 13:54	Profit Target	2292.00	1	$170.00		
2973	Buy	1/19/2017 15:00	ES Mom 384: Buy	2282.00			@ES	F1 Momentum ES
	LExit	1/20/2017 13:54	Profit Target	2289.75	1	$357.50		
2974	Buy	1/20/2017 15:00	ES Mom 384: Buy	2288.00			@ES	F1 Momentum ES
	LExit	1/24/2017 13:54	Profit Target	2292.00	1	$170.00		
2975	Buy	1/25/2017 07:57	B3 Breakout ES: Buy	2309.00			@ES	B3 Breakout ES
	LExit	1/25/2017 14:06	B3 Breakout ES: CL	2316.50	1	$345.00		
2976	Buy	1/24/2017 15:00	ES Mom 384: Buy	2299.00			@ES	F1 Momentum ES
	LExit	1/27/2017 13:54	Profit Target	2316.75	1	$857.50		
2977	Buy	1/27/2017 15:00	G1: Geronimo: Buy	2312.00			@ES	G1 Geronimo ES
	LExit	1/30/2017 13:52	Stop Loss	2295.00	1	($880.00)		
2978	Buy	1/27/2017 15:00	ES Mom 384: Buy	2311.50			@ES	F1 Momentum ES
	LExit	1/30/2017 13:54	Stop Loss	2294.50	1	($880.00)		
2979	Buy	2/1/2017 07:57	B3 Breakout ES: Buy	2306.00			@ES	B3 Breakout ES
	LExit	2/1/2017 08:42	Stop Loss	2299.00	1	($380.00)		
2980	Buy	2/1/2017 15:00	G1: Geronimo: Buy	2298.00			@ES	G1 Geronimo ES
	LExit	2/3/2017 13:52	Profit Target	2310.00	1	$570.00		
2981	Buy	1/30/2017 15:00	ES Mom 384: Buy	2298.50			@ES	F1 Momentum ES
	LExit	2/3/2017 13:54	Profit Target	2310.00	1	$545.00		
2982	Sell	2/3/2017 07:36	GS1: Gap SHORT	2308.25			@ES	GS1 Gap Short ES
	SExit	2/3/2017 14:00	GS1: Close	2315.25	1	($380.00)		
2983	Buy	2/3/2017 07:57	B3 Breakout ES: Buy	2308.00			@ES	B3 Breakout ES
	LExit	2/3/2017 14:06	B3 Breakout ES: CL	2315.25	1	$332.50		
2984	Buy	2/7/2017 07:57	B3 Breakout ES: Buy	2317.25			@ES	B3 Breakout ES
	LExit	2/7/2017 10:39	Stop Loss	2310.25	1	($380.00)		

2985	Buy	2/7/2017 15:00	G1: Geronimo: Buy	2309.25			@ES	G1 Geronimo ES
	LExit	2/8/2017 13:52	Profit Target	2313.25	1	$170.00		
2986	Buy	2/8/2017 15:00	G1: Geronimo: Buy	2313.75			@ES	G1 Geronimo ES
	LExit	2/9/2017 13:52	Profit Target	2317.75	1	$170.00		
2987	Buy	2/3/2017 15:00	ES Mom 384: Buy	2315.50			@ES	F1 Momentum ES
	LExit	2/9/2017 13:54	Profit Target	2319.50	1	$170.00		
2988	Buy	2/9/2017 15:00	G1: Geronimo: Buy	2327.75			@ES	G1 Geronimo ES
	LExit	2/10/2017 13:52	Profit Target	2331.75	1	$170.00		
2989	Buy	2/9/2017 15:00	ES Mom 384: Buy	2328.50			@ES	F1 Momentum ES
	LExit	2/10/2017 13:54	Profit Target	2332.50	1	$170.00		
2990	Buy	2/10/2017 07:57	B3 Breakout ES: Buy	2332.50			@ES	B3 Breakout ES
	LExit	2/10/2017 14:06	B3 Breakout ES: CL	2335.50	1	$120.00		
2991	Buy	2/10/2017 15:00	G1: Geronimo: Buy	2336.00			@ES	G1 Geronimo ES
	LExit	2/13/2017 13:52	Profit Target	2342.00	1	$270.00		
2992	Buy	2/10/2017 15:00	ES Mom 384: Buy	2335.50			@ES	F1 Momentum ES
	LExit	2/13/2017 13:54	Profit Target	2342.00	1	$295.00		
2993	Buy	2/13/2017 07:57	B3 Breakout ES: Buy	2344.00			@ES	B3 Breakout ES
	LExit	2/13/2017 14:06	B3 Breakout ES: CL	2349.25	1	$232.50		
2994	Buy	2/13/2017 15:00	G1: Geronimo: Buy	2349.50			@ES	G1 Geronimo ES
	LExit	2/14/2017 13:52	Profit Target	2353.50	1	$170.00		
2995	Buy	2/13/2017 15:00	ES Mom 384: Buy	2348.50			@ES	F1 Momentum ES
	LExit	2/14/2017 13:54	Profit Target	2352.50	1	$170.00		
2996	Buy	2/14/2017 15:00	ES Mom 384: Buy	2358.25			@ES	F1 Momentum ES
	LExit	2/17/2017 15:00	Profit Target	2369.25	1	$520.00		
2997	Buy	2/17/2017 15:00	G1: Geronimo: Buy	2369.75			@ES	G1 Geronimo ES
	LExit	2/20/2017 13:52	Profit Target	2376.50	1	$307.50		
2998	Buy	2/17/2017 15:00	ES Mom 384: Buy	2369.25			@ES	F1 Momentum ES
	LExit	2/20/2017 13:54	Profit Target	2376.50	1	$332.50		
2999	Sell	2/20/2017 07:36	GS1: Gap SHORT	2374.25			@ES	GS1 Gap Short ES
	SExit	2/21/2017 08:12	Stop Loss	2385.50	1	($592.50)		
3000	Buy	2/21/2017 13:52	G1: Geronimo: Buy	2376.00			@ES	G1 Geronimo ES
	LExit	2/21/2017 13:52	Profit Target	2380.00	1	$170.00		
3001	Buy	2/21/2017 13:54	ES Mom 384: Buy	2376.00			@ES	F1 Momentum ES
	LExit	2/21/2017 13:54	Profit Target	2380.00	1	$170.00		
3002	Buy	2/21/2017 15:00	ES Mom 384: Buy	2387.00			@ES	F1 Momentum ES
	LExit	2/27/2017 13:54	Profit Target	2391.00	1	$170.00		
3003	Buy	2/27/2017 15:00	ES Mom 384: Buy	2391.25			@ES	F1 Momentum ES
	LExit	3/1/2017 13:54	Profit Target	2404.25	1	$620.00		
3004	Buy	3/1/2017 07:57	B3 Breakout ES: Buy	2405.75			@ES	B3 Breakout ES
	LExit	3/1/2017 14:06	B3 Breakout ES: CL	2417.75	1	$570.00		
3005	Buy	3/1/2017 15:00	ES Mom 384: Buy	2419.75			@ES	F1 Momentum ES
	LExit	3/2/2017 13:54	Stop Loss	2402.75	1	($880.00)		
3006	Buy	3/2/2017 15:00	ES Mom 384: Buy	2403.50			@ES	F1 Momentum ES

	LExit	3/8/2017 13:54	Stop Loss	2386.50	1	($880.00)		
3007	Buy	3/6/2017 15:00	G1: Geronimo: Buy	2400.25			@ES	G1 Geronimo ES
	LExit	3/9/2017 13:52	Stop Loss	2383.25	1	($880.00)		
3008	Buy	3/8/2017 15:00	ES Mom 384: Buy	2384.75			@ES	F1 Momentum ES
	LExit	3/9/2017 15:00	Profit Target	2388.75	1	$170.00		
3009	Buy	3/9/2017 15:00	G1: Geronimo: Buy	2387.50			@ES	G1 Geronimo ES
	LExit	3/10/2017 13:52	Profit Target	2399.50	1	$570.00		
3010	Sell	3/10/2017 07:36	GS1: Gap SHORT	2397.75			@ES	GS1 Gap Short ES
	SExit	3/10/2017 14:00	GS1: Close	2396.00	1	$57.50		
3011	Buy	3/10/2017 15:00	G1: Geronimo: Buy	2394.75			@ES	G1 Geronimo ES
	LExit	3/15/2017 13:52	Profit Target	2398.75	1	$170.00		
3012	Buy	3/10/2017 15:00	ES Mom 384: Buy	2396.00			@ES	F1 Momentum ES
	LExit	3/15/2017 13:54	Profit Target	2400.00	1	$170.00		
3013	Buy	3/15/2017 07:57	B3 Breakout ES: Buy	2393.75			@ES	B3 Breakout ES
	LExit	3/15/2017 14:06	B3 Breakout ES: CL	2407.25	1	$645.00		
3014	Buy	3/15/2017 15:00	ES Mom 384: Buy	2409.75			@ES	F1 Momentum ES
	LExit	3/20/2017 13:54	Stop Loss	2392.75	1	($880.00)		
3015	Buy	3/17/2017 15:00	G1: Geronimo: Buy	2402.50			@ES	G1 Geronimo ES
	LExit	3/21/2017 13:52	Stop Loss	2385.50	1	($880.00)		
3016	Buy	3/20/2017 15:00	ES Mom 384: Buy	2396.25			@ES	F1 Momentum ES
	LExit	3/21/2017 13:54	Profit Target	2403.25	1	$320.00		
3017	Buy	3/21/2017 15:00	ES Mom 384: Buy	2364.25			@ES	F1 Momentum ES
	LExit	3/23/2017 15:00	Profit Target	2368.25	1	$170.00		
3018	Buy	4/5/2017 07:57	B3 Breakout ES: Buy	2393.25			@ES	B3 Breakout ES
	LExit	4/5/2017 13:12	Stop Loss	2386.25	1	($380.00)		
3019	Sell	4/11/2017 07:57	S3 Breakdown ES: S	2369.25			@ES	S3 Breakdown SHORT ES
	SExit	4/11/2017 14:06	S3 Breakdown ES: CL	2376.25	1	($380.00)		
3020	Buy	1/6/2017 14:59	P2 PushPull: Buy	123.17			@TY	P2 Momentum TY
	LExit	4/12/2017 14:00	P2 PushPull: Sell	125.20	1	$1,996.25		
3021	Buy	4/21/2017 15:00	ES Mom 384: Buy	2373.50			@ES	F1 Momentum ES
	LExit	4/24/2017 13:54	Profit Target	2397.50	1	$1,170.00		
3022	Buy	4/24/2017 07:57	B3 Breakout ES: Buy	2394.75			@ES	B3 Breakout ES
	LExit	4/24/2017 14:06	B3 Breakout ES: CL	2395.50	1	$7.50		
3023	Buy	4/25/2017 07:57	B3 Breakout ES: Buy	2409.25			@ES	B3 Breakout ES
	LExit	4/25/2017 14:06	B3 Breakout ES: CL	2410.25	1	$20.00		
3024	Buy	4/24/2017 15:00	ES Mom 384: Buy	2396.75			@ES	F1 Momentum ES
	LExit	4/26/2017 15:00	Profit Target	2409.75	1	$620.00		
3025	Buy	4/26/2017 15:00	G1: Geronimo: Buy	2410.25			@ES	G1 Geronimo ES
	LExit	4/27/2017 13:52	Profit Target	2414.25	1	$170.00		
3026	Buy	4/26/2017 15:00	ES Mom 384: Buy	2409.75			@ES	F1 Momentum ES
	LExit	4/27/2017 13:54	Profit Target	2413.75	1	$170.00		
3027	Buy	4/27/2017 15:00	G1: Geronimo: Buy	2409.50			@ES	G1 Geronimo ES

	LExit	4/27/2017 15:00	Profit Target	2413.50	1	$170.00		
3028	Buy	4/28/2017 15:00	G1: Geronimo: Buy	2406.50			@ES	G1 Geronimo ES
	LExit	5/1/2017 13:52	Profit Target	2412.00	1	$245.00		
3029	Buy	4/27/2017 15:00	ES Mom 384: Buy	2410.50			@ES	F1 Momentum ES
	LExit	5/1/2017 13:54	Profit Target	2414.50	1	$170.00		
3030	Buy	5/1/2017 07:57	B3 Breakout ES: Buy	2410.00			@ES	B3 Breakout ES
	LExit	5/1/2017 14:06	B3 Breakout ES: CL	2411.50	1	$45.00		
3031	Buy	5/1/2017 15:00	ES Mom 384: Buy	2413.50			@ES	F1 Momentum ES
	LExit	5/5/2017 15:00	Profit Target	2419.75	1	$282.50		
3032	Buy	5/1/2017 15:00	G1: Geronimo: Buy	2413.75			@ES	G1 Geronimo ES
	LExit	5/5/2017 15:00	Profit Target	2420.00	1	$282.50		
3033	Buy	5/5/2017 15:00	ES Mom 384: Buy	2419.75			@ES	F1 Momentum ES
	LExit	5/5/2017 15:00	Profit Target	2423.75	1	$170.00		
3034	Buy	5/5/2017 15:00	G1: Geronimo: Buy	2420.00			@ES	G1 Geronimo ES
	LExit	5/5/2017 15:00	Profit Target	2424.00	1	$170.00		
3035	Buy	5/9/2017 07:57	B3 Breakout ES: Buy	2422.75			@ES	B3 Breakout ES
	LExit	5/9/2017 13:48	Stop Loss	2415.75	1	($380.00)		
3036	Buy	5/8/2017 15:00	G1: Geronimo: Buy	2420.00			@ES	G1 Geronimo ES
	LExit	5/9/2017 13:52	Profit Target	2424.00	1	$170.00		
3037	Buy	5/8/2017 15:00	ES Mom 384: Buy	2420.00			@ES	F1 Momentum ES
	LExit	5/9/2017 13:54	Profit Target	2424.00	1	$170.00		
3038	Buy	5/9/2017 15:00	G1: Geronimo: Buy	2417.25			@ES	G1 Geronimo ES
	LExit	5/15/2017 13:52	Profit Target	2421.25	1	$170.00		
3039	Buy	5/9/2017 15:00	ES Mom 384: Buy	2417.75			@ES	F1 Momentum ES
	LExit	5/15/2017 13:54	Profit Target	2421.75	1	$170.00		
3040	Buy	5/15/2017 07:57	B3 Breakout ES: Buy	2422.50			@ES	B3 Breakout ES
	LExit	5/15/2017 14:06	B3 Breakout ES: CL	2424.75	1	$82.50		
3041	Buy	5/15/2017 15:00	G1: Geronimo: Buy	2427.00			@ES	G1 Geronimo ES
	LExit	5/17/2017 13:52	Stop Loss	2404.25	1	($1,167.50)		
3042	Buy	5/15/2017 15:00	ES Mom 384: Buy	2426.75			@ES	F1 Momentum ES
	LExit	5/17/2017 13:54	Stop Loss	2404.25	1	($1,155.00)		
3043	Buy	5/17/2017 15:00	ES Mom 384: Buy	2383.75			@ES	F1 Momentum ES
	LExit	5/23/2017 15:00	Profit Target	2423.00	1	$1,932.50		
3044	Buy	5/23/2017 15:00	G1: Geronimo: Buy	2422.25			@ES	G1 Geronimo ES
	LExit	5/24/2017 13:52	Profit Target	2426.25	1	$170.00		
3045	Buy	5/23/2017 15:00	ES Mom 384: Buy	2423.00			@ES	F1 Momentum ES
	LExit	5/24/2017 13:54	Profit Target	2427.00	1	$170.00		
3046	Buy	5/24/2017 15:00	G1: Geronimo: Buy	2429.25			@ES	G1 Geronimo ES
	LExit	5/25/2017 13:52	Profit Target	2434.50	1	$232.50		
3047	Buy	5/24/2017 15:00	ES Mom 384: Buy	2429.25			@ES	F1 Momentum ES
	LExit	5/25/2017 13:54	Profit Target	2434.50	1	$232.50		
3048	Buy	5/25/2017 07:57	B3 Breakout ES: Buy	2435.75			@ES	B3 Breakout ES
	LExit	5/25/2017 14:06	B3 Breakout ES: CL	2439.25	1	$145.00		
3049	Buy	5/29/2017 07:57	B3 Breakout	2442.25			@ES	B3 Breakout ES

			ES: Buy					
	LExit	5/30/2017 07:39	Stop Loss	2435.25	1	($380.00)		
3050	Buy	5/25/2017 15:00	G1: Geronimo: Buy	2440.50			@ES	G1 Geronimo ES
	LExit	6/1/2017 13:52	Profit Target	2444.50	1	$170.00		
3051	Buy	5/25/2017 15:00	ES Mom 384: Buy	2439.50			@ES	F1 Momentum ES
	LExit	6/1/2017 13:54	Profit Target	2443.50	1	$170.00		
3052	Buy	6/1/2017 15:00	ES Mom 384: Buy	2453.50			@ES	F1 Momentum ES
	LExit	6/5/2017 13:54	Profit Target	2461.50	1	$370.00		
3053	Buy	6/5/2017 15:00	ES Mom 384: Buy	2462.00			@ES	F1 Momentum ES
	LExit	6/9/2017 13:54	Profit Target	2466.00	1	$170.00		
3054	Buy	6/9/2017 15:00	ES Mom 384: Buy	2455.00			@ES	F1 Momentum ES
	LExit	6/13/2017 13:54	Profit Target	2461.25	1	$282.50		
3055	Buy	6/13/2017 07:57	B3 Breakout ES: Buy	2462.75			@ES	B3 Breakout ES
	LExit	6/13/2017 14:06	B3 Breakout ES: CL	2465.75	1	$120.00		
3056	Sell	6/14/2017 07:36	GS1: Gap SHORT	2467.75			@ES	GS1 Gap Short ES
	SExit	6/14/2017 14:00	GS1: Close	2463.75	1	$170.00		
3057	Buy	6/13/2017 15:00	ES Mom 384: Buy	2465.00			@ES	F1 Momentum ES
	LExit	6/15/2017 13:54	Stop Loss	2448.00	1	($880.00)		
3058	Buy	6/19/2017 07:57	B3 Breakout ES: Buy	2470.50			@ES	B3 Breakout ES
	LExit	6/19/2017 14:06	B3 Breakout ES: CL	2478.00	1	$345.00		
3059	Buy	6/15/2017 15:00	ES Mom 384: Buy	2456.50			@ES	F1 Momentum ES
	LExit	6/19/2017 15:00	Profit Target	2479.25	1	$1,107.50		
3060	Buy	6/19/2017 15:00	ES Mom 384: Buy	2479.25			@ES	F1 Momentum ES
	LExit	6/20/2017 13:54	Stop Loss	2462.25	1	($880.00)		
3061	Buy	6/19/2017 15:00	G1: Geronimo: Buy	2478.75			@ES	G1 Geronimo ES
	LExit	6/21/2017 13:52	Stop Loss	2461.75	1	($880.00)		
3062	Buy	6/22/2017 15:00	G1: Geronimo: Buy	2461.00			@ES	G1 Geronimo ES
	LExit	6/23/2017 13:52	Profit Target	2465.00	1	$170.00		
3063	Buy	6/26/2017 07:57	B3 Breakout ES: Buy	2474.25			@ES	B3 Breakout ES
	LExit	6/26/2017 08:42	Stop Loss	2467.25	1	($380.00)		
3064	Buy	6/23/2017 15:00	G1: Geronimo: Buy	2462.75			@ES	G1 Geronimo ES
	LExit	6/26/2017 13:52	Profit Target	2470.75	1	$370.00		
3065	Buy	6/20/2017 15:00	ES Mom 384: Buy	2463.50			@ES	F1 Momentum ES
	LExit	6/26/2017 13:54	Profit Target	2470.75	1	$332.50		
3066	Buy	6/26/2017 15:00	G1: Geronimo: Buy	2466.00			@ES	G1 Geronimo ES
	LExit	6/27/2017 13:52	Stop Loss	2449.00	1	($880.00)		
3067	Buy	6/26/2017 15:00	ES Mom 384: Buy	2465.50			@ES	F1 Momentum ES
	LExit	6/27/2017 13:54	Stop Loss	2448.50	1	($880.00)		
3068	Buy	7/3/2017 07:57	B3 Breakout ES: Buy	2462.00			@ES	B3 Breakout ES
	LExit	7/3/2017 10:21	Stop Loss	2455.00	1	($380.00)		
3069	Sell	7/6/2017 07:57	S3 Breakdown ES: S	2444.25			@ES	S3 Breakdown SHORT ES
	SExit	7/6/2017 14:06	S3 Breakdown ES: CL	2437.75	1	$295.00		
3070	Buy	6/27/2017 15:00	ES Mom 384: Buy	2446.75			@ES	F1 Momentum ES
	LExit	7/7/2017 15:00	Profit Target	2452.75	1	$270.00		

3071	Buy	7/12/2017 07:57	B3 Breakout ES: Buy	2468.25			@ES	B3 Breakout ES
	LExit	7/12/2017 14:06	B3 Breakout ES: CL	2469.50	1	$32.50		
3072	Buy	7/13/2017 15:00	G1: Geronimo: Buy	2474.75			@ES	G1 Geronimo ES
	LExit	7/14/2017 13:52	Profit Target	2478.75	1	$170.00		
3073	Buy	7/13/2017 15:00	ES Mom 384: Buy	2474.50			@ES	F1 Momentum ES
	LExit	7/14/2017 13:54	Profit Target	2478.50	1	$170.00		
3074	Buy	7/14/2017 07:57	B3 Breakout ES: Buy	2478.00			@ES	B3 Breakout ES
	LExit	7/14/2017 14:06	B3 Breakout ES: CL	2484.00	1	$270.00		
3075	Buy	7/19/2017 07:57	B3 Breakout ES: Buy	2492.50			@ES	B3 Breakout ES
	LExit	7/19/2017 14:06	B3 Breakout ES: CL	2498.75	1	$282.50		
3076	Buy	7/14/2017 15:00	ES Mom 384: Buy	2486.00			@ES	F1 Momentum ES
	LExit	7/19/2017 15:00	Profit Target	2497.75	1	$557.50		
3077	Buy	7/14/2017 15:00	G1: Geronimo: Buy	2486.00			@ES	G1 Geronimo ES
	LExit	7/19/2017 15:00	Profit Target	2498.25	1	$582.50		
3078	Buy	7/19/2017 15:00	G1: Geronimo: Buy	2498.25			@ES	G1 Geronimo ES
	LExit	7/20/2017 13:52	Profit Target	2502.25	1	$170.00		
3079	Buy	7/19/2017 15:00	ES Mom 384: Buy	2497.75			@ES	F1 Momentum ES
	LExit	7/20/2017 13:54	Profit Target	2502.25	1	$195.00		
3080	Buy	7/20/2017 15:00	G1: Geronimo: Buy	2500.25			@ES	G1 Geronimo ES
	LExit	7/25/2017 13:52	Profit Target	2506.25	1	$270.00		
3081	Buy	7/20/2017 15:00	ES Mom 384: Buy	2500.00			@ES	F1 Momentum ES
	LExit	7/25/2017 13:54	Profit Target	2506.25	1	$282.50		
3082	Sell	7/25/2017 07:36	GS1: Gap SHORT	2504.25			@ES	GS1 Gap Short ES
	SExit	7/25/2017 14:00	GS1: Close	2503.00	1	$32.50		
3083	Buy	7/25/2017 07:57	B3 Breakout ES: Buy	2503.50			@ES	B3 Breakout ES
	LExit	7/25/2017 14:06	B3 Breakout ES: CL	2502.00	1	($105.00)		
3084	Sell	7/26/2017 07:36	GS1: Gap SHORT	2504.75			@ES	GS1 Gap Short ES
	SExit	7/26/2017 14:00	GS1: Close	2503.25	1	$45.00		
3085	Sell	7/27/2017 07:36	GS1: Gap SHORT	2506.00			@ES	GS1 Gap Short ES
	SExit	7/27/2017 11:26	Profit Target	2492.00	1	$670.00		
3086	Buy	7/25/2017 15:00	G1: Geronimo: Buy	2503.00			@ES	G1 Geronimo ES
	LExit	7/27/2017 13:52	Profit Target	2508.50	1	$245.00		
3087	Buy	7/25/2017 15:00	ES Mom 384: Buy	2502.25			@ES	F1 Momentum ES
	LExit	7/27/2017 13:54	Profit Target	2508.50	1	$282.50		
3088	Buy	8/4/2017 07:57	B3 Breakout ES: Buy	2505.00			@ES	B3 Breakout ES
	LExit	8/4/2017 08:15	Stop Loss	2498.00	1	($380.00)		
3089	Sell	8/4/2017 07:36	GS1: Gap SHORT	2502.50			@ES	GS1 Gap Short ES
	SExit	8/4/2017 14:00	GS1: Close	2501.75	1	$7.50		
3090	Buy	7/27/2017 15:00	ES Mom 384: Buy	2497.50			@ES	F1 Momentum ES
	LExit	8/4/2017 15:00	Profit Target	2501.50	1	$170.00		
3091	Buy	8/4/2017 15:00	G1: Geronimo: Buy	2501.00			@ES	G1 Geronimo ES
	LExit	8/7/2017 13:52	Profit Target	2505.00	1	$170.00		
3092	Buy	8/7/2017 15:00	G1: Geronimo:	2505.75			@ES	G1 Geronimo ES

			Buy					
	LExit	8/8/2017 13:52	Profit Target	2509.75	1	$170.00		
3093	Buy	8/7/2017 15:00	ES Mom 384: Buy	2505.75			@ES	F1 Momentum ES
	LExit	8/8/2017 13:54	Profit Target	2509.75	1	$170.00		
3094	Buy	8/8/2017 15:00	ES Mom 384: Buy	2498.00			@ES	F1 Momentum ES
	LExit	8/10/2017 13:54	Stop Loss	2481.00	1	($880.00)		
3095	Buy	8/14/2017 07:57	B3 Breakout ES: Buy	2488.00			@ES	B3 Breakout ES
	LExit	8/14/2017 14:06	B3 Breakout ES: CL	2491.75	1	$157.50		
3096	Buy	8/10/2017 15:00	ES Mom 384: Buy	2465.00			@ES	F1 Momentum ES
	LExit	8/16/2017 15:00	Profit Target	2494.25	1	$1,432.50		
3097	Buy	8/22/2017 07:57	B3 Breakout ES: Buy	2468.50			@ES	B3 Breakout ES
	LExit	8/22/2017 14:06	B3 Breakout ES: CL	2479.00	1	$495.00		
3098	Buy	8/25/2017 07:57	B3 Breakout ES: Buy	2475.00			@ES	B3 Breakout ES
	LExit	8/25/2017 14:06	B3 Breakout ES: CL	2472.00	1	($180.00)		
3099	Buy	8/31/2017 07:57	B3 Breakout ES: Buy	2493.50			@ES	B3 Breakout ES
	LExit	8/31/2017 14:06	B3 Breakout ES: CL	2498.25	1	$207.50		
3100	Buy	9/5/2017 15:00	ES Mom 384: Buy	2485.25			@ES	F1 Momentum ES
	LExit	9/7/2017 13:54	Profit Target	2496.50	1	$532.50		
3101	Buy	9/7/2017 15:00	G1: Geronimo: Buy	2492.00			@ES	G1 Geronimo ES
	LExit	9/11/2017 13:52	Profit Target	2504.50	1	$595.00		
3102	Buy	9/7/2017 15:00	ES Mom 384: Buy	2492.50			@ES	F1 Momentum ES
	LExit	9/11/2017 13:54	Profit Target	2504.50	1	$570.00		
3103	Buy	9/11/2017 07:57	B3 Breakout ES: Buy	2508.50			@ES	B3 Breakout ES
	LExit	9/11/2017 14:06	B3 Breakout ES: CL	2515.50	1	$320.00		
3104	Buy	9/11/2017 15:00	ES Mom 384: Buy	2514.50			@ES	F1 Momentum ES
	LExit	9/12/2017 13:54	Profit Target	2519.75	1	$232.50		
3105	Buy	9/12/2017 07:57	B3 Breakout ES: Buy	2521.25			@ES	B3 Breakout ES
	LExit	9/12/2017 14:06	B3 Breakout ES: CL	2523.25	1	$70.00		
3106	Buy	9/12/2017 15:00	ES Mom 384: Buy	2522.75			@ES	F1 Momentum ES
	LExit	9/15/2017 13:54	Profit Target	2526.75	1	$170.00		
3107	Buy	9/13/2017 15:00	G1: Geronimo: Buy	2525.00			@ES	G1 Geronimo ES
	LExit	9/15/2017 15:00	Profit Target	2529.00	1	$170.00		
3108	Buy	9/18/2017 07:57	B3 Breakout ES: Buy	2534.75			@ES	B3 Breakout ES
	LExit	9/18/2017 12:45	Stop Loss	2527.75	1	($380.00)		
3109	Buy	9/15/2017 15:00	ES Mom 384: Buy	2526.25			@ES	F1 Momentum ES
	LExit	9/18/2017 13:54	Profit Target	2531.00	1	$207.50		
3110	Buy	9/18/2017 15:00	G1: Geronimo: Buy	2532.50			@ES	G1 Geronimo ES
	LExit	9/20/2017 13:52	Profit Target	2536.50	1	$170.00		
3111	Buy	9/18/2017 15:00	ES Mom 384: Buy	2532.00			@ES	F1 Momentum ES
	LExit	9/20/2017 13:54	Profit Target	2536.00	1	$170.00		
3112	Buy	9/20/2017 15:00	G1: Geronimo: Buy	2535.75			@ES	G1 Geronimo ES
	LExit	9/25/2017 13:52	Stop Loss	2518.75	1	($880.00)		

3113	Buy	9/20/2017 15:00	ES Mom 384: Buy	2535.25			@ES	F1 Momentum ES
	LExit	9/25/2017 13:54	Stop Loss	2518.25	1	($880.00)		
3114	Buy	9/26/2017 07:57	B3 Breakout ES: Buy	2530.00			@ES	B3 Breakout ES
	LExit	9/26/2017 09:36	Stop Loss	2523.00	1	($380.00)		
3115	Buy	9/25/2017 15:00	ES Mom 384: Buy	2523.50			@ES	F1 Momentum ES
	LExit	9/29/2017 13:54	Profit Target	2536.75	1	$632.50		
3116	Buy	10/2/2017 07:57	B3 Breakout ES: Buy	2549.25			@ES	B3 Breakout ES
	LExit	10/2/2017 14:06	B3 Breakout ES: CL	2556.75	1	$345.00		
3117	Buy	9/29/2017 15:00	ES Mom 384: Buy	2545.25			@ES	F1 Momentum ES
	LExit	10/3/2017 15:00	Profit Target	2561.25	1	$770.00		
3118	Buy	9/29/2017 15:00	G1: Geronimo: Buy	2545.25			@ES	G1 Geronimo ES
	LExit	10/3/2017 15:00	Profit Target	2561.25	1	$770.00		
3119	Buy	10/3/2017 15:00	G1: Geronimo: Buy	2561.25			@ES	G1 Geronimo ES
	LExit	10/4/2017 13:52	Profit Target	2565.25	1	$170.00		
3120	Buy	10/3/2017 15:00	ES Mom 384: Buy	2561.25			@ES	F1 Momentum ES
	LExit	10/4/2017 13:54	Profit Target	2565.25	1	$170.00		
3121	Buy	10/4/2017 15:00	G1: Geronimo: Buy	2564.00			@ES	G1 Geronimo ES
	LExit	10/5/2017 13:52	Profit Target	2568.50	1	$195.00		
3122	Buy	10/4/2017 15:00	ES Mom 384: Buy	2564.00			@ES	F1 Momentum ES
	LExit	10/5/2017 13:54	Profit Target	2568.50	1	$195.00		
3123	Buy	10/5/2017 07:57	B3 Breakout ES: Buy	2569.50			@ES	B3 Breakout ES
	LExit	10/5/2017 14:06	B3 Breakout ES: CL	2580.50	1	$520.00		
3124	Buy	10/10/2017 07:57	B3 Breakout ES: Buy	2582.50			@ES	B3 Breakout ES
	LExit	10/10/2017 08:24	Stop Loss	2575.50	1	($380.00)		
3125	Buy	10/5/2017 15:00	G1: Geronimo: Buy	2578.50			@ES	G1 Geronimo ES
	LExit	10/12/2017 13:52	Profit Target	2582.50	1	$170.00		
3126	Buy	10/5/2017 15:00	ES Mom 384: Buy	2578.00			@ES	F1 Momentum ES
	LExit	10/12/2017 13:54	Profit Target	2582.00	1	$170.00		
3127	Buy	10/12/2017 15:00	G1: Geronimo: Buy	2576.50			@ES	G1 Geronimo ES
	LExit	10/13/2017 13:52	Profit Target	2584.25	1	$357.50		
3128	Buy	10/12/2017 15:00	ES Mom 384: Buy	2577.50			@ES	F1 Momentum ES
	LExit	10/13/2017 13:54	Profit Target	2584.25	1	$307.50		
3129	Sell	10/13/2017 07:36	GS1: Gap SHORT	2582.50			@ES	GS1 Gap Short ES
	SExit	10/13/2017 14:00	GS1: Close	2581.75	1	$7.50		
3130	Buy	10/13/2017 15:00	G1: Geronimo: Buy	2581.75			@ES	G1 Geronimo ES
	LExit	10/16/2017 13:52	Profit Target	2585.75	1	$170.00		
3131	Buy	10/13/2017 15:00	ES Mom 384: Buy	2581.50			@ES	F1 Momentum ES
	LExit	10/16/2017 13:54	Profit Target	2585.50	1	$170.00		
3132	Buy	10/16/2017 15:00	G1: Geronimo: Buy	2585.00			@ES	G1 Geronimo ES

	LExit	10/18/2017 13:52	Profit Target	2591.50	1	$295.00		
3133	Buy	10/16/2017 15:00	ES Mom 384: Buy	2585.00			@ES	F1 Momentum ES
	LExit	10/18/2017 13:54	Profit Target	2591.50	1	$295.00		
3134	Buy	10/20/2017 07:57	B3 Breakout ES: Buy	2597.50			@ES	B3 Breakout ES
	LExit	10/20/2017 14:06	B3 Breakout ES: CL	2603.00	1	$245.00		
3135	Buy	10/18/2017 15:00	G1: Geronimo: Buy	2589.25			@ES	G1 Geronimo ES
	LExit	10/25/2017 13:52	Stop Loss	2572.25	1	($880.00)		
3136	Buy	10/18/2017 15:00	ES Mom 384: Buy	2589.00			@ES	F1 Momentum ES
	LExit	10/25/2017 13:54	Stop Loss	2572.00	1	($880.00)		
3137	Buy	10/27/2017 07:57	B3 Breakout ES: Buy	2595.00			@ES	B3 Breakout ES
	LExit	10/27/2017 14:06	B3 Breakout ES: CL	2607.75	1	$607.50		
3138	Buy	10/25/2017 15:00	ES Mom 384: Buy	2584.50			@ES	F1 Momentum ES
	LExit	10/31/2017 13:54	Profit Target	2603.00	1	$895.00		
3139	Buy	11/1/2017 07:57	B3 Breakout ES: Buy	2614.25			@ES	B3 Breakout ES
	LExit	11/1/2017 09:36	Stop Loss	2607.25	1	($380.00)		
3140	Buy	10/31/2017 15:00	G1: Geronimo: Buy	2602.25			@ES	G1 Geronimo ES
	LExit	11/1/2017 13:52	Profit Target	2611.50	1	$432.50		
3141	Buy	10/31/2017 15:00	ES Mom 384: Buy	2601.75			@ES	F1 Momentum ES
	LExit	11/1/2017 13:54	Profit Target	2611.50	1	$457.50		
3142	Buy	11/1/2017 15:00	G1: Geronimo: Buy	2606.25			@ES	G1 Geronimo ES
	LExit	11/3/2017 13:52	Profit Target	2610.25	1	$170.00		
3143	Buy	11/1/2017 15:00	ES Mom 384: Buy	2605.75			@ES	F1 Momentum ES
	LExit	11/3/2017 13:54	Profit Target	2609.75	1	$170.00		
3144	Buy	11/3/2017 15:00	G1: Geronimo: Buy	2613.50			@ES	G1 Geronimo ES
	LExit	11/6/2017 13:52	Profit Target	2617.50	1	$170.00		
3145	Buy	11/3/2017 15:00	ES Mom 384: Buy	2613.25			@ES	F1 Momentum ES
	LExit	11/6/2017 13:54	Profit Target	2617.25	1	$170.00		
3146	Buy	11/7/2017 07:57	B3 Breakout ES: Buy	2623.00			@ES	B3 Breakout ES
	LExit	11/7/2017 08:51	Stop Loss	2616.00	1	($380.00)		
3147	Buy	11/6/2017 15:00	G1: Geronimo: Buy	2618.50			@ES	G1 Geronimo ES
	LExit	11/7/2017 13:52	Profit Target	2622.50	1	$170.00		
3148	Buy	11/6/2017 15:00	ES Mom 384: Buy	2619.00			@ES	F1 Momentum ES
	LExit	11/7/2017 13:54	Profit Target	2623.00	1	$170.00		
3149	Buy	11/7/2017 15:00	G1: Geronimo: Buy	2615.25			@ES	G1 Geronimo ES
	LExit	11/8/2017 13:52	Profit Target	2619.25	1	$170.00		
3150	Buy	11/7/2017 15:00	ES Mom 384: Buy	2615.75			@ES	F1 Momentum ES
	LExit	11/8/2017 13:54	Profit Target	2619.75	1	$170.00		
3151	Buy	11/8/2017 15:00	ES Mom 384: Buy	2620.00			@ES	F1 Momentum ES
	LExit	11/9/2017 13:54	Stop Loss	2603.00	1	($880.00)		
3152	Buy	11/13/2017 15:00	G1: Geronimo: Buy	2612.25			@ES	G1 Geronimo ES
	LExit	11/14/2017 13:52	Stop Loss	2595.25	1	($880.00)		

3153	Buy	11/9/2017 15:00	ES Mom 384: Buy	2612.50			@ES	F1 Momentum ES
	LExit	11/14/2017 13:54	Stop Loss	2595.50	1	($880.00)		
3154	Buy	11/14/2017 15:00	ES Mom 384: Buy	2606.75			@ES	F1 Momentum ES
	LExit	11/15/2017 13:54	Stop Loss	2589.75	1	($880.00)		
3155	Buy	11/16/2017 07:57	B3 Breakout ES: Buy	2605.50			@ES	B3 Breakout ES
	LExit	11/16/2017 14:06	B3 Breakout ES: CL	2614.00	1	$395.00		
3156	Buy	11/15/2017 15:00	ES Mom 384: Buy	2593.25			@ES	F1 Momentum ES
	LExit	11/17/2017 15:00	Profit Target	2608.75	1	$745.00		
3157	Buy	11/17/2017 15:00	G1: Geronimo: Buy	2608.75			@ES	G1 Geronimo ES
	LExit	11/20/2017 13:52	Profit Target	2612.75	1	$170.00		
3158	Buy	11/17/2017 15:00	ES Mom 384: Buy	2608.75			@ES	F1 Momentum ES
	LExit	11/20/2017 13:54	Profit Target	2612.75	1	$170.00		
3159	Buy	11/20/2017 15:00	G1: Geronimo: Buy	2610.25			@ES	G1 Geronimo ES
	LExit	11/21/2017 13:52	Profit Target	2620.25	1	$470.00		
3160	Buy	11/20/2017 15:00	ES Mom 384: Buy	2611.00			@ES	F1 Momentum ES
	LExit	11/21/2017 13:54	Profit Target	2620.25	1	$432.50		
3161	Buy	11/21/2017 07:57	B3 Breakout ES: Buy	2625.75			@ES	B3 Breakout ES
	LExit	11/21/2017 14:06	B3 Breakout ES: CL	2626.75	1	$20.00		
3162	Buy	11/22/2017 15:00	G1: Geronimo: Buy	2627.00			@ES	G1 Geronimo ES
	LExit	11/24/2017 13:52	Profit Target	2631.00	1	$170.00		
3163	Buy	11/21/2017 15:00	ES Mom 384: Buy	2626.75			@ES	F1 Momentum ES
	LExit	11/24/2017 13:54	Profit Target	2630.75	1	$170.00		
3164	Buy	11/24/2017 07:57	B3 Breakout ES: Buy	2630.25			@ES	B3 Breakout ES
	LExit	11/27/2017 14:06	B3 Breakout ES: CL	2631.75	1	$45.00		
3165	Buy	11/27/2017 13:52	G1: Geronimo: Buy	2631.75			@ES	G1 Geronimo ES
	LExit	11/28/2017 13:52	Profit Target	2635.75	1	$170.00		
3166	Buy	11/27/2017 13:54	ES Mom 384: Buy	2631.75			@ES	F1 Momentum ES
	LExit	11/28/2017 13:54	Profit Target	2635.75	1	$170.00		
3167	Buy	11/28/2017 07:57	B3 Breakout ES: Buy	2635.25			@ES	B3 Breakout ES
	LExit	11/28/2017 14:06	B3 Breakout ES: CL	2655.50	1	$982.50		
3168	Buy	11/30/2017 07:57	B3 Breakout ES: Buy	2667.25			@ES	B3 Breakout ES
	LExit	11/30/2017 14:06	B3 Breakout ES: CL	2672.50	1	$232.50		
3169	Buy	11/28/2017 15:00	G1: Geronimo: Buy	2655.75			@ES	G1 Geronimo ES
	LExit	12/1/2017 13:52	Stop Loss	2638.75	1	($880.00)		
3170	Buy	11/28/2017 15:00	ES Mom 384: Buy	2656.25			@ES	F1 Momentum ES
	LExit	12/1/2017 13:54	Stop Loss	2639.25	1	($880.00)		

3171	Buy	12/4/2017 07:57	B3 Breakout ES: Buy	2691.25			@ES	B3 Breakout ES
	LExit	12/4/2017 09:00	Stop Loss	2684.25	1	($380.00)		
3172	Buy	12/1/2017 15:00	ES Mom 384: Buy	2671.25			@ES	F1 Momentum ES
	LExit	12/6/2017 13:54	Stop Loss	2654.25	1	($880.00)		
3173	Buy	12/6/2017 15:00	ES Mom 384: Buy	2659.25			@ES	F1 Momentum ES
	LExit	12/7/2017 13:54	Profit Target	2663.25	1	$170.00		
3174	Buy	12/7/2017 15:00	G1: Geronimo: Buy	2665.50			@ES	G1 Geronimo ES
	LExit	12/7/2017 15:00	Profit Target	2669.50	1	$170.00		
3175	Buy	12/8/2017 07:57	B3 Breakout ES: Buy	2676.00			@ES	B3 Breakout ES
	LExit	12/8/2017 14:06	B3 Breakout ES: CL	2680.75	1	$207.50		
3176	Buy	12/7/2017 15:00	ES Mom 384: Buy	2666.25			@ES	F1 Momentum ES
	LExit	12/8/2017 15:00	Profit Target	2679.75	1	$645.00		
3177	Buy	12/8/2017 15:00	G1: Geronimo: Buy	2679.75			@ES	G1 Geronimo ES
	LExit	12/11/2017 13:52	Profit Target	2683.75	1	$170.00		
3178	Buy	12/8/2017 15:00	ES Mom 384: Buy	2679.75			@ES	F1 Momentum ES
	LExit	12/11/2017 13:54	Profit Target	2683.75	1	$170.00		
3179	Buy	12/11/2017 15:00	ES Mom 384: Buy	2689.25			@ES	F1 Momentum ES
	LExit	12/11/2017 15:00	Profit Target	2693.25	1	$170.00		
3180	Buy	12/11/2017 15:00	G1: Geronimo: Buy	2688.50			@ES	G1 Geronimo ES
	LExit	12/11/2017 15:00	Profit Target	2692.50	1	$170.00		
3181	Buy	12/12/2017 15:00	G1: Geronimo: Buy	2695.00			@ES	G1 Geronimo ES
	LExit	12/13/2017 13:52	Profit Target	2699.00	1	$170.00		
3182	Buy	12/12/2017 15:00	ES Mom 384: Buy	2694.50			@ES	F1 Momentum ES
	LExit	12/13/2017 13:54	Profit Target	2698.50	1	$170.00		
3183	Buy	12/13/2017 15:00	ES Mom 384: Buy	2694.25			@ES	F1 Momentum ES
	LExit	12/14/2017 13:54	Profit Target	2698.25	1	$170.00		
3184	Buy	12/18/2017 07:57	B3 Breakout ES: Buy	2724.00			@ES	B3 Breakout ES
	LExit	12/18/2017 14:06	B3 Breakout ES: CL	2722.00	1	($130.00)		
3185	Buy	12/13/2017 15:00	G1: Geronimo: Buy	2694.75			@ES	G1 Geronimo ES
	LExit	12/22/2017 15:00	Profit Target	2714.25	1	$945.00		
3186	Buy	12/14/2017 15:00	ES Mom 384: Buy	2683.50			@ES	F1 Momentum ES
	LExit	12/22/2017 15:00	Profit Target	2714.50	1	$1,520.00		
3187	Buy	12/22/2017 15:00	G1: Geronimo: Buy	2714.25			@ES	G1 Geronimo ES
	LExit	12/27/2017 13:52	Profit Target	2718.25	1	$170.00		
3188	Buy	12/27/2017 15:00	G1: Geronimo: Buy	2710.75			@ES	G1 Geronimo ES
	LExit	12/28/2017 13:52	Profit Target	2715.50	1	$207.50		
3189	Buy	12/29/2017 07:57	B3 Breakout ES: Buy	2715.50			@ES	B3 Breakout ES

	LExit	12/29/2017 12:00	Stop Loss	2708.50	1	($380.00)		
3190	Buy	12/28/2017 15:00	G1: Geronimo: Buy	2713.00			@ES	G1 Geronimo ES
	LExit	12/29/2017 13:52	Profit Target	2721.00	1	$370.00		
3191	Buy	12/22/2017 15:00	ES Mom 384: Buy	2714.50			@ES	F1 Momentum ES
	LExit	12/29/2017 13:54	Profit Target	2721.00	1	$295.00		
3192	Sell	12/29/2017 07:36	GS1: Gap SHORT	2718.25			@ES	GS1 Gap Short ES
	SExit	12/29/2017 14:00	Profit Target	2704.25	1	$670.00		
3193	Buy	1/3/2018 07:57	B3 Breakout ES: Buy	2729.00			@ES	B3 Breakout ES
	LExit	1/3/2018 14:06	B3 Breakout ES: CL	2739.50	1	$495.00		
3194	Buy	1/4/2018 07:57	B3 Breakout ES: Buy	2748.25			@ES	B3 Breakout ES
	LExit	1/4/2018 14:06	B3 Breakout ES: CL	2750.00	1	$57.50		
3195	Sell	1/5/2018 07:36	GS1: Gap SHORT	2758.25			@ES	GS1 Gap Short ES
	SExit	1/5/2018 13:50	Stop Loss	2769.50	1	($592.50)		
3196	Buy	1/9/2018 07:57	B3 Breakout ES: Buy	2780.00			@ES	B3 Breakout ES
	LExit	1/9/2018 14:06	B3 Breakout ES: CL	2778.25	1	($117.50)		
3197	Buy	4/20/2017 10:00	P2 PushPull: Buy	125.28			@TY	P2 Momentum TY
	LExit	1/10/2018 08:00	Stop Loss	122.94	1	($2,378.75)		
3198	Buy	12/29/2017 15:00	G1: Geronimo: Buy	2707.00			@ES	G1 Geronimo ES
	LExit	1/10/2018 13:52	Profit Target	2771.25	1	$3,182.50		
3199	Buy	12/29/2017 15:00	ES Mom 384: Buy	2706.75			@ES	F1 Momentum ES
	LExit	1/10/2018 13:54	Profit Target	2771.25	1	$3,195.00		
3200	Buy	1/10/2018 15:00	G1: Geronimo: Buy	2775.50			@ES	G1 Geronimo ES
	LExit	1/11/2018 13:52	Profit Target	2781.75	1	$282.50		
3201	Buy	1/10/2018 15:00	ES Mom 384: Buy	2775.75			@ES	F1 Momentum ES
	LExit	1/11/2018 13:54	Profit Target	2781.75	1	$270.00		
3202	Buy	1/11/2018 15:00	G1: Geronimo: Buy	2794.25			@ES	G1 Geronimo ES
	LExit	1/12/2018 13:52	Profit Target	2798.50	1	$182.50		
3203	Buy	1/11/2018 15:00	ES Mom 384: Buy	2794.50			@ES	F1 Momentum ES
	LExit	1/12/2018 13:54	Profit Target	2798.50	1	$170.00		
3204	Buy	1/12/2018 07:57	B3 Breakout ES: Buy	2802.50			@ES	B3 Breakout ES
	LExit	1/12/2018 14:06	B3 Breakout ES: CL	2815.25	1	$607.50		
3205	Sell	1/15/2018 07:36	GS1: Gap SHORT	2820.25			@ES	GS1 Gap Short ES
	SExit	1/16/2018 07:32	Stop Loss	2830.25	1	($530.00)		
3206	Buy	1/15/2018 07:57	B3 Breakout ES: Buy	2821.00			@ES	B3 Breakout ES
	LExit	1/16/2018 12:00	Stop Loss	2814.00	1	($380.00)		
3207	Buy	1/12/2018 15:00	G1: Geronimo: Buy	2815.50			@ES	G1 Geronimo ES
	LExit	1/16/2018 13:52	Profit Target	2828.00	1	$595.00		
3208	Buy	1/16/2018 13:52	G1: Geronimo: Buy	2828.00			@ES	G1 Geronimo ES
	LExit	1/16/2018 13:52	Profit Target	2832.00	1	$170.00		
3209	Buy	1/12/2018 15:00	ES Mom 384: Buy	2814.50			@ES	F1 Momentum ES
	LExit	1/16/2018 13:54	Profit Target	2828.00	1	$645.00		

3210	Buy	1/16/2018 13:54	ES Mom 384: Buy	2828.00			@ES	F1 Momentum ES
	LExit	1/16/2018 13:54	Profit Target	2832.00	1	$170.00		
3211	Buy	1/16/2018 15:00	ES Mom 384: Buy	2807.25			@ES	F1 Momentum ES
	LExit	1/19/2018 13:54	Profit Target	2833.25	1	$1,270.00		
3212	Buy	1/19/2018 15:00	ES Mom 384: Buy	2837.75			@ES	F1 Momentum ES
	LExit	1/22/2018 13:54	Profit Target	2841.75	1	$170.00		
3213	Buy	1/23/2018 07:57	B3 Breakout ES: Buy	2867.25			@ES	B3 Breakout ES
	LExit	1/23/2018 08:06	Stop Loss	2860.25	1	($380.00)		
3214	Buy	1/22/2018 15:00	ES Mom 384: Buy	2859.75			@ES	F1 Momentum ES
	LExit	1/23/2018 13:54	Profit Target	2863.75	1	$170.00		
3215	Buy	1/24/2018 07:57	B3 Breakout ES: Buy	2874.25			@ES	B3 Breakout ES
	LExit	1/24/2018 09:18	Stop Loss	2867.25	1	($380.00)		
3216	Buy	1/23/2018 15:00	ES Mom 384: Buy	2868.75			@ES	F1 Momentum ES
	LExit	1/24/2018 13:54	Profit Target	2875.25	1	$295.00		
3217	Sell	1/25/2018 07:36	GS1: Gap SHORT	2874.50			@ES	GS1 Gap Short ES
	SExit	1/25/2018 12:52	Profit Target	2860.50	1	$670.00		
3218	Buy	1/24/2018 15:00	G1: Geronimo: Buy	2869.50			@ES	G1 Geronimo ES
	LExit	1/25/2018 13:52	Profit Target	2875.75	1	$282.50		
3219	Buy	1/24/2018 15:00	ES Mom 384: Buy	2868.00			@ES	F1 Momentum ES
	LExit	1/25/2018 13:54	Profit Target	2875.75	1	$357.50		
3220	Sell	1/26/2018 07:36	GS1: Gap SHORT	2874.25			@ES	GS1 Gap Short ES
	SExit	1/26/2018 11:16	Stop Loss	2886.75	1	($655.00)		
3221	Buy	1/25/2018 15:00	G1: Geronimo: Buy	2867.00			@ES	G1 Geronimo ES
	LExit	1/26/2018 13:52	Profit Target	2877.00	1	$470.00		
3222	Buy	1/25/2018 15:00	ES Mom 384: Buy	2866.50			@ES	F1 Momentum ES
	LExit	1/26/2018 13:54	Profit Target	2877.00	1	$495.00		
3223	Buy	1/26/2018 15:00	ES Mom 384: Buy	2898.00			@ES	F1 Momentum ES
	LExit	1/29/2018 13:54	Stop Loss	2881.00	1	($880.00)		
3224	Buy	1/29/2018 15:00	ES Mom 384: Buy	2884.50			@ES	F1 Momentum ES
	LExit	1/30/2018 13:54	Stop Loss	2859.25	1	($1,292.50)		
3225	Buy	1/30/2018 15:00	ES Mom 384: Buy	2855.00			@ES	F1 Momentum ES
	LExit	2/2/2018 13:54	Stop Loss	2833.25	1	($1,117.50)		
3226	Sell	2/5/2018 07:57	S3 Breakdown ES: S	2765.50			@ES	S3 Breakdown SHORT ES
	SExit	2/5/2018 08:15	Stop Loss	2775.75	1	($542.50)		
3227	Buy	2/2/2018 15:00	ES Mom 384: Buy	2790.00			@ES	F1 Momentum ES
	LExit	2/5/2018 13:54	Stop Loss	2766.50	1	($1,205.00)		
3228	Buy	2/5/2018 15:00	ES Mom 384: Buy	2680.00			@ES	F1 Momentum ES
	LExit	2/5/2018 15:00	Stop Loss	2663.00	1	($880.00)		
3229	Buy	2/15/2018 07:57	B3 Breakout ES: Buy	2741.00			@ES	B3 Breakout ES
	LExit	2/15/2018 08:24	Stop Loss	2734.00	1	($380.00)		
3230	Sell	2/15/2018 07:36	GS1: Gap SHORT	2739.00			@ES	GS1 Gap Short ES
	SExit	2/15/2018 08:56	Profit Target	2725.00	1	$670.00		
3231	Buy	3/2/2018 15:00	ES Mom 384: Buy	2720.75			@ES	F1 Momentum ES
	LExit	3/5/2018 13:54	Stop Loss	2703.25	1	($905.00)		
3232	Buy	3/5/2018 15:00	ES Mom 384:	2749.50			@ES	F1 Momentum ES

	LExit	3/7/2018 13:54	Buy Stop Loss	2729.50	1	($1,030.00)		
3233	Buy	3/7/2018 15:00	G1: Geronimo: Buy	2752.50			@ES	G1 Geronimo ES
	LExit	3/8/2018 13:52	Profit Target	2760.75	1	$382.50		
3234	Buy	3/7/2018 15:00	ES Mom 384: Buy	2753.00			@ES	F1 Momentum ES
	LExit	3/8/2018 13:54	Profit Target	2760.75	1	$357.50		
3235	Buy	3/8/2018 15:00	ES Mom 384: Buy	2760.75			@ES	F1 Momentum ES
	LExit	3/8/2018 15:00	Profit Target	2764.75	1	$170.00		
3236	Buy	3/8/2018 15:00	G1: Geronimo: Buy	2761.50			@ES	G1 Geronimo ES
	LExit	3/8/2018 15:00	Profit Target	2765.50	1	$170.00		
3237	Buy	3/9/2018 07:57	B3 Breakout ES: Buy	2781.75			@ES	B3 Breakout ES
	LExit	3/9/2018 14:06	B3 Breakout ES: CL	2811.50	1	$1,457.50		
3238	Buy	3/9/2018 15:00	ES Mom 384: Buy	2809.75			@ES	F1 Momentum ES
	LExit	3/9/2018 15:00	Profit Target	2813.75	1	$170.00		
3239	Buy	3/9/2018 15:00	G1: Geronimo: Buy	2809.50			@ES	G1 Geronimo ES
	LExit	3/9/2018 15:00	Profit Target	2813.50	1	$170.00		
3240	Buy	3/12/2018 07:57	B3 Breakout ES: Buy	2823.25			@ES	B3 Breakout ES
	LExit	3/12/2018 08:42	Stop Loss	2816.25	1	($380.00)		
3241	Buy	3/13/2018 07:57	B3 Breakout ES: Buy	2828.00			@ES	B3 Breakout ES
	LExit	3/13/2018 08:06	Stop Loss	2821.00	1	($380.00)		
3242	Buy	3/12/2018 15:00	G1: Geronimo: Buy	2816.00			@ES	G1 Geronimo ES
	LExit	3/13/2018 13:52	Profit Target	2823.75	1	$357.50		
3243	Buy	3/12/2018 15:00	ES Mom 384: Buy	2815.00			@ES	F1 Momentum ES
	LExit	3/13/2018 13:54	Profit Target	2823.75	1	$407.50		
3244	Buy	3/13/2018 15:00	G1: Geronimo: Buy	2790.00			@ES	G1 Geronimo ES
	LExit	3/13/2018 15:00	Profit Target	2794.00	1	$170.00		
3245	Buy	3/13/2018 15:00	ES Mom 384: Buy	2792.75			@ES	F1 Momentum ES
	LExit	3/14/2018 13:54	Profit Target	2802.50	1	$457.50		
3246	Buy	3/14/2018 15:00	ES Mom 384: Buy	2775.75			@ES	F1 Momentum ES
	LExit	3/16/2018 13:54	Profit Target	2779.75	1	$170.00		
3247	Buy	3/16/2018 15:00	G1: Geronimo: Buy	2783.25			@ES	G1 Geronimo ES
	LExit	3/19/2018 13:52	Stop Loss	2766.25	1	($880.00)		
3248	Buy	3/16/2018 15:00	ES Mom 384: Buy	2783.75			@ES	F1 Momentum ES
	LExit	3/19/2018 13:54	Stop Loss	2766.75	1	($880.00)		
3249	Buy	3/19/2018 15:00	ES Mom 384: Buy	2734.75			@ES	F1 Momentum ES
	LExit	3/21/2018 15:00	Profit Target	2741.25	1	$295.00		
3250	Buy	4/17/2018 07:57	B3 Breakout ES: Buy	2721.00			@ES	B3 Breakout ES
	LExit	4/17/2018 14:06	B3 Breakout ES: CL	2728.75	1	$357.50		
3251	Buy	4/18/2018 15:00	G1: Geronimo: Buy	2732.25			@ES	G1 Geronimo ES
	LExit	4/19/2018 13:52	Stop Loss	2715.25	1	($880.00)		
3252	Buy	4/18/2018 15:00	ES Mom 384: Buy	2731.75			@ES	F1 Momentum ES
	LExit	4/19/2018 13:54	Stop Loss	2714.75	1	($880.00)		
3253	Buy	4/19/2018 15:00	G1: Geronimo: Buy	2717.00			@ES	G1 Geronimo ES
	LExit	4/20/2018 13:52	Stop Loss	2700.00	1	($880.00)		
3254	Buy	4/19/2018 15:00	ES Mom 384:	2716.75			@ES	F1 Momentum ES

3254	Buy	4/19/2018 15:00	Buy	2716.75			@ES	F1 Momentum ES
	LExit	4/20/2018 13:54	Stop Loss	2699.75	1	($880.00)		
3255	Buy	4/20/2018 15:00	ES Mom 384: Buy	2687.75			@ES	F1 Momentum ES
	LExit	4/23/2018 15:00	Profit Target	2691.75	1	$170.00		
3256	Buy	4/23/2018 15:00	G1: Geronimo: Buy	2691.00			@ES	G1 Geronimo ES
	LExit	4/23/2018 15:00	Profit Target	2695.00	1	$170.00		
3257	Buy	4/24/2018 15:00	ES Mom 384: Buy	2655.50			@ES	F1 Momentum ES
	LExit	4/25/2018 13:54	Stop Loss	2638.50	1	($880.00)		
3258	Buy	4/30/2018 07:57	B3 Breakout ES: Buy	2702.75			@ES	B3 Breakout ES
	LExit	4/30/2018 08:33	Stop Loss	2695.75	1	($380.00)		
3259	Buy	4/25/2018 15:00	ES Mom 384: Buy	2654.00			@ES	F1 Momentum ES
	LExit	4/30/2018 13:54	Profit Target	2697.25	1	$2,132.50		
3260	Buy	4/30/2018 15:00	G1: Geronimo: Buy	2675.25			@ES	G1 Geronimo ES
	LExit	5/1/2018 13:52	Stop Loss	2658.25	1	($880.00)		
3261	Buy	4/30/2018 15:00	ES Mom 384: Buy	2674.25			@ES	F1 Momentum ES
	LExit	5/1/2018 13:54	Stop Loss	2657.25	1	($880.00)		
3262	Buy	5/1/2018 15:00	ES Mom 384: Buy	2672.75			@ES	F1 Momentum ES
	LExit	5/1/2018 15:00	Profit Target	2676.75	1	$170.00		
3263	Buy	5/1/2018 15:00	G1: Geronimo: Buy	2671.75			@ES	G1 Geronimo ES
	LExit	5/1/2018 15:00	Profit Target	2675.75	1	$170.00		
3264	Buy	5/2/2018 15:00	G1: Geronimo: Buy	2653.25			@ES	G1 Geronimo ES
	LExit	5/3/2018 13:52	Stop Loss	2636.25	1	($880.00)		
3265	Buy	5/2/2018 15:00	ES Mom 384: Buy	2652.75			@ES	F1 Momentum ES
	LExit	5/3/2018 13:54	Profit Target	2656.75	1	$170.00		
3266	Buy	5/3/2018 15:00	ES Mom 384: Buy	2647.75			@ES	F1 Momentum ES
	LExit	5/3/2018 15:00	Profit Target	2651.75	1	$170.00		
3267	Buy	5/3/2018 15:00	G1: Geronimo: Buy	2648.00			@ES	G1 Geronimo ES
	LExit	5/3/2018 15:00	Profit Target	2652.00	1	$170.00		
3268	Buy	5/7/2018 07:57	B3 Breakout ES: Buy	2700.00			@ES	B3 Breakout ES
	LExit	5/7/2018 08:42	Stop Loss	2693.00	1	($380.00)		
3269	Buy	5/4/2018 15:00	ES Mom 384: Buy	2680.50			@ES	F1 Momentum ES
	LExit	5/8/2018 13:54	Profit Target	2688.75	1	$382.50		
3270	Buy	5/8/2018 15:00	ES Mom 384: Buy	2689.25			@ES	F1 Momentum ES
	LExit	5/8/2018 15:00	Profit Target	2693.25	1	$170.00		
3271	Buy	5/9/2018 07:57	B3 Breakout ES: Buy	2701.75			@ES	B3 Breakout ES
	LExit	5/9/2018 09:00	Stop Loss	2694.75	1	($380.00)		
3272	Buy	5/8/2018 15:00	G1: Geronimo: Buy	2690.25			@ES	G1 Geronimo ES
	LExit	5/9/2018 13:52	Profit Target	2699.75	1	$445.00		
3273	Buy	5/9/2018 15:00	G1: Geronimo: Buy	2716.50			@ES	G1 Geronimo ES
	LExit	5/10/2018 13:52	Profit Target	2726.25	1	$457.50		
3274	Buy	5/9/2018 15:00	ES Mom 384: Buy	2716.50			@ES	F1 Momentum ES
	LExit	5/10/2018 13:54	Profit Target	2726.25	1	$457.50		
3275	Buy	5/10/2018 07:57	B3 Breakout ES: Buy	2729.25			@ES	B3 Breakout ES
	LExit	5/10/2018 14:06	B3 Breakout ES: CL	2741.50	1	$582.50		
3276	Buy	5/10/2018 15:00	G1: Geronimo: Buy	2744.00			@ES	G1 Geronimo ES

	LExit	5/11/2018 13:52	Profit Target	2748.00	1	$170.00		
3277	Buy	5/10/2018 15:00	ES Mom 384: Buy	2743.50			@ES	F1 Momentum ES
	LExit	5/11/2018 13:54	Profit Target	2747.50	1	$170.00		
3278	Buy	5/11/2018 15:00	ES Mom 384: Buy	2746.00			@ES	F1 Momentum ES
	LExit	5/11/2018 15:00	Profit Target	2750.00	1	$170.00		
3279	Buy	5/11/2018 15:00	G1: Geronimo: Buy	2746.75			@ES	G1 Geronimo ES
	LExit	5/11/2018 15:00	Profit Target	2750.75	1	$170.00		
3280	Buy	5/14/2018 07:57	B3 Breakout ES: Buy	2759.75			@ES	B3 Breakout ES
	LExit	5/14/2018 11:06	Stop Loss	2752.75	1	($380.00)		
3281	Buy	5/14/2018 15:00	ES Mom 384: Buy	2748.50			@ES	F1 Momentum ES
	LExit	5/14/2018 15:00	Profit Target	2752.50	1	$170.00		
3282	Buy	5/14/2018 15:00	G1: Geronimo: Buy	2749.50			@ES	G1 Geronimo ES
	LExit	5/14/2018 15:00	Profit Target	2753.50	1	$170.00		
3283	Buy	5/15/2018 15:00	ES Mom 384: Buy	2730.00			@ES	F1 Momentum ES
	LExit	5/15/2018 15:00	Profit Target	2734.00	1	$170.00		
3284	Buy	5/15/2018 15:00	G1: Geronimo: Buy	2730.50			@ES	G1 Geronimo ES
	LExit	5/15/2018 15:00	Profit Target	2734.50	1	$170.00		
3285	Buy	5/16/2018 15:00	ES Mom 384: Buy	2742.75			@ES	F1 Momentum ES
	LExit	5/17/2018 13:54	Profit Target	2746.75	1	$170.00		
3286	Buy	5/21/2018 07:57	B3 Breakout ES: Buy	2757.50			@ES	B3 Breakout ES
	LExit	5/21/2018 09:36	Stop Loss	2750.50	1	($380.00)		
3287	Buy	5/17/2018 15:00	G1: Geronimo: Buy	2740.75			@ES	G1 Geronimo ES
	LExit	5/21/2018 13:52	Profit Target	2751.00	1	$482.50		
3288	Buy	5/17/2018 15:00	ES Mom 384: Buy	2740.00			@ES	F1 Momentum ES
	LExit	5/21/2018 13:54	Profit Target	2751.00	1	$520.00		
3289	Buy	5/21/2018 15:00	G1: Geronimo: Buy	2753.75			@ES	G1 Geronimo ES
	LExit	5/23/2018 13:52	Stop Loss	2733.00	1	($1,067.50)		
3290	Buy	5/21/2018 15:00	ES Mom 384: Buy	2754.50			@ES	F1 Momentum ES
	LExit	5/23/2018 13:54	Stop Loss	2733.00	1	($1,105.00)		
3291	Buy	5/23/2018 15:00	G1: Geronimo: Buy	2752.25			@ES	G1 Geronimo ES
	LExit	5/24/2018 13:52	Stop Loss	2735.25	1	($880.00)		
3292	Buy	5/23/2018 15:00	ES Mom 384: Buy	2752.50			@ES	F1 Momentum ES
	LExit	5/24/2018 13:54	Stop Loss	2735.50	1	($880.00)		
3293	Buy	3/2/2018 14:00	P2 PushPull: Buy	120.88			@TY	P2 Momentum TY
	LExit	5/29/2018 10:00	P2 PushPull: Sell	121.45	1	$543.13		
3294	Buy	5/24/2018 15:00	G1: Geronimo: Buy	2748.25			@ES	G1 Geronimo ES
	LExit	5/29/2018 13:52	Stop Loss	2723.25	1	($1,280.00)		
3295	Buy	5/29/2018 13:52	G1: Geronimo: Buy	2723.25			@ES	G1 Geronimo ES
	LExit	5/29/2018 13:52	Profit Target	2727.25	1	$170.00		
3296	Buy	5/24/2018 15:00	ES Mom 384: Buy	2747.25			@ES	F1 Momentum ES
	LExit	5/29/2018 13:54	Stop Loss	2723.25	1	($1,230.00)		
3297	Buy	5/29/2018 13:54	ES Mom 384: Buy	2723.25			@ES	F1 Momentum ES
	LExit	5/29/2018 13:54	Profit Target	2727.25	1	$170.00		
3298	Buy	5/30/2018 07:57	B3 Breakout ES: Buy	2728.75			@ES	B3 Breakout ES
	LExit	5/30/2018 14:06	B3 Breakout	2745.50	1	$807.50		

	LExit	5/30/2018 14:06	ES: CL	2743.50	1	$807.50		
3299	Buy	5/29/2018 15:00	ES Mom 384: Buy	2711.25			@ES	F1 Momentum ES
	LExit	5/31/2018 13:54	Profit Target	2741.50	1	$1,482.50		
3300	Buy	5/31/2018 15:00	ES Mom 384: Buy	2728.50			@ES	F1 Momentum ES
	LExit	6/1/2018 13:54	Profit Target	2743.75	1	$732.50		
3301	Buy	6/1/2018 07:57	B3 Breakout ES: Buy	2749.25			@ES	B3 Breakout ES
	LExit	6/1/2018 14:06	B3 Breakout ES: CL	2755.50	1	$282.50		
3302	Buy	6/4/2018 07:57	B3 Breakout ES: Buy	2770.25			@ES	B3 Breakout ES
	LExit	6/4/2018 08:33	Stop Loss	2763.25	1	($380.00)		
3303	Buy	6/1/2018 15:00	ES Mom 384: Buy	2754.50			@ES	F1 Momentum ES
	LExit	6/4/2018 13:54	Profit Target	2764.50	1	$470.00		
3304	Buy	6/4/2018 15:00	ES Mom 384: Buy	2769.25			@ES	F1 Momentum ES
	LExit	6/5/2018 13:54	Profit Target	2773.25	1	$170.00		
3305	Sell	6/6/2018 07:36	GS1: Gap SHORT	2776.25			@ES	GS1 Gap Short ES
	SExit	6/6/2018 12:36	Stop Loss	2786.75	1	($555.00)		
3306	Buy	6/5/2018 15:00	ES Mom 384: Buy	2771.00			@ES	F1 Momentum ES
	LExit	6/6/2018 13:54	Profit Target	2777.25	1	$282.50		
3307	Buy	6/6/2018 15:00	ES Mom 384: Buy	2791.25			@ES	F1 Momentum ES
	LExit	6/6/2018 15:00	Profit Target	2795.25	1	$170.00		
3308	Buy	6/6/2018 15:00	G1: Geronimo: Buy	2790.75			@ES	G1 Geronimo ES
	LExit	6/6/2018 15:00	Profit Target	2794.75	1	$170.00		
3309	Buy	6/7/2018 15:00	G1: Geronimo: Buy	2792.75			@ES	G1 Geronimo ES
	LExit	6/7/2018 15:00	Profit Target	2796.75	1	$170.00		
3310	Buy	6/7/2018 15:00	ES Mom 384: Buy	2793.50			@ES	F1 Momentum ES
	LExit	6/8/2018 13:54	Profit Target	2797.50	1	$170.00		
3311	Buy	6/8/2018 15:00	G1: Geronimo: Buy	2801.00			@ES	G1 Geronimo ES
	LExit	6/11/2018 13:52	Profit Target	2805.00	1	$170.00		
3312	Buy	6/8/2018 15:00	ES Mom 384: Buy	2800.75			@ES	F1 Momentum ES
	LExit	6/11/2018 13:54	Profit Target	2804.75	1	$170.00		
3313	Buy	6/11/2018 07:57	B3 Breakout ES: Buy	2805.00			@ES	B3 Breakout ES
	LExit	6/11/2018 14:06	B3 Breakout ES: CL	2804.00	1	($80.00)		
3314	Buy	6/11/2018 15:00	G1: Geronimo: Buy	2807.25			@ES	G1 Geronimo ES
	LExit	6/12/2018 13:52	Profit Target	2811.25	1	$170.00		
3315	Buy	6/11/2018 15:00	ES Mom 384: Buy	2807.00			@ES	F1 Momentum ES
	LExit	6/12/2018 13:54	Profit Target	2811.00	1	$170.00		
3316	Buy	6/12/2018 15:00	G1: Geronimo: Buy	2809.00			@ES	G1 Geronimo ES
	LExit	6/15/2018 13:52	Stop Loss	2792.00	1	($880.00)		
3317	Buy	6/12/2018 15:00	ES Mom 384: Buy	2809.50			@ES	F1 Momentum ES
	LExit	6/15/2018 13:54	Stop Loss	2792.50	1	($880.00)		
3318	Buy	6/15/2018 15:00	ES Mom 384: Buy	2799.00			@ES	F1 Momentum ES
	LExit	6/15/2018 15:00	Profit Target	2803.00	1	$170.00		
3319	Buy	6/15/2018 15:00	G1: Geronimo: Buy	2799.50			@ES	G1 Geronimo ES
	LExit	6/15/2018 15:00	Profit Target	2803.50	1	$170.00		
3320	Buy	6/18/2018 15:00	ES Mom 384: Buy	2796.50			@ES	F1 Momentum ES

	LExit	6/19/2018 13:54	Stop Loss	2769.00	1	($1,405.00)		
3321	Buy	6/20/2018 07:57	B3 Breakout ES: Buy	2792.75			@ES	B3 Breakout ES
	LExit	6/20/2018 08:33	Stop Loss	2785.75	1	($380.00)		
3322	Buy	6/19/2018 15:00	ES Mom 384: Buy	2783.00			@ES	F1 Momentum ES
	LExit	6/21/2018 13:54	Profit Target	2788.50	1	$245.00		
3323	Buy	6/21/2018 15:00	ES Mom 384: Buy	2771.50			@ES	F1 Momentum ES
	LExit	6/25/2018 13:54	Stop Loss	2754.50	1	($880.00)		
3324	Buy	6/25/2018 15:00	ES Mom 384: Buy	2740.25			@ES	F1 Momentum ES
	LExit	6/27/2018 13:54	Stop Loss	2723.25	1	($880.00)		
3325	Sell	7/4/2018 07:36	GS1: Gap SHORT	2739.00			@ES	GS1 Gap Short ES
	SExit	7/5/2018 07:32	Stop Loss	2749.25	1	($542.50)		
3326	Buy	7/5/2018 07:57	B3 Breakout ES: Buy	2746.75			@ES	B3 Breakout ES
	LExit	7/5/2018 09:00	Stop Loss	2739.75	1	($380.00)		
3327	Buy	7/9/2018 07:57	B3 Breakout ES: Buy	2796.25			@ES	B3 Breakout ES
	LExit	7/9/2018 14:06	B3 Breakout ES: CL	2805.50	1	$432.50		
3328	Buy	7/10/2018 07:57	B3 Breakout ES: Buy	2811.00			@ES	B3 Breakout ES
	LExit	7/10/2018 14:06	B3 Breakout ES: CL	2815.50	1	$195.00		
3329	Buy	7/11/2018 15:00	ES Mom 384: Buy	2795.75			@ES	F1 Momentum ES
	LExit	7/12/2018 15:00	Profit Target	2816.50	1	$1,007.50		
3330	Buy	7/12/2018 15:00	G1: Geronimo: Buy	2816.25			@ES	G1 Geronimo ES
	LExit	7/13/2018 13:52	Profit Target	2820.25	1	$170.00		
3331	Buy	7/12/2018 15:00	ES Mom 384: Buy	2816.50			@ES	F1 Momentum ES
	LExit	7/13/2018 13:54	Profit Target	2820.50	1	$170.00		
3332	Buy	7/13/2018 15:00	G1: Geronimo: Buy	2820.75			@ES	G1 Geronimo ES
	LExit	7/17/2018 13:52	Profit Target	2824.75	1	$170.00		
3333	Buy	7/13/2018 15:00	ES Mom 384: Buy	2820.50			@ES	F1 Momentum ES
	LExit	7/17/2018 13:54	Profit Target	2824.50	1	$170.00		
3334	Buy	7/24/2018 07:57	B3 Breakout ES: Buy	2845.25			@ES	B3 Breakout ES
	LExit	7/24/2018 11:24	Stop Loss	2838.25	1	($380.00)		
3335	Buy	7/17/2018 15:00	G1: Geronimo: Buy	2830.25			@ES	G1 Geronimo ES
	LExit	8/6/2018 13:52	Profit Target	2857.50	1	$1,332.50		
3336	Buy	7/17/2018 15:00	ES Mom 384: Buy	2830.00			@ES	F1 Momentum ES
	LExit	8/6/2018 13:54	Profit Target	2857.50	1	$1,345.00		
3337	Buy	8/6/2018 15:00	G1: Geronimo: Buy	2868.50			@ES	G1 Geronimo ES
	LExit	8/7/2018 13:52	Profit Target	2875.50	1	$320.00		
3338	Buy	8/6/2018 15:00	ES Mom 384: Buy	2867.75			@ES	F1 Momentum ES
	LExit	8/7/2018 13:54	Profit Target	2875.50	1	$357.50		
3339	Buy	8/7/2018 07:57	B3 Breakout ES: Buy	2876.75			@ES	B3 Breakout ES
	LExit	8/7/2018 14:06	B3 Breakout ES: CL	2878.75	1	$70.00		
3340	Buy	8/7/2018 15:00	G1: Geronimo: Buy	2876.75			@ES	G1 Geronimo ES
	LExit	8/8/2018 13:52	Profit Target	2880.75	1	$170.00		
3341	Buy	8/7/2018 15:00	ES Mom 384: Buy	2876.75			@ES	F1 Momentum ES
	LExit	8/8/2018 13:54	Profit Target	2880.75	1	$170.00		
3342	Buy	8/8/2018 15:00	G1: Geronimo:	2879.00			@ES	G1 Geronimo ES

			Buy					
	LExit	8/10/2018 13:52	Stop Loss	2855.50	1	($1,205.00)		
3343	Buy	8/8/2018 15:00	ES Mom 384: Buy	2878.75			@ES	F1 Momentum ES
	LExit	8/10/2018 13:54	Stop Loss	2855.50	1	($1,192.50)		
3344	Buy	8/10/2018 15:00	ES Mom 384: Buy	2853.25			@ES	F1 Momentum ES
	LExit	8/10/2018 15:00	Profit Target	2857.25	1	$170.00		
3345	Buy	8/10/2018 15:00	G1: Geronimo: Buy	2852.75			@ES	G1 Geronimo ES
	LExit	8/10/2018 15:00	Profit Target	2856.75	1	$170.00		
3346	Buy	8/13/2018 15:00	ES Mom 384: Buy	2841.25			@ES	F1 Momentum ES
	LExit	8/15/2018 13:54	Stop Loss	2824.25	1	($880.00)		
3347	Buy	8/16/2018 07:57	B3 Breakout ES: Buy	2854.25			@ES	B3 Breakout ES
	LExit	8/16/2018 14:06	B3 Breakout ES: CL	2862.25	1	$370.00		
3348	Sell	8/20/2018 07:36	GS1: Gap SHORT	2874.00			@ES	GS1 Gap Short ES
	SExit	8/20/2018 14:00	GS1: Close	2876.75	1	($167.50)		
3349	Buy	8/15/2018 15:00	ES Mom 384: Buy	2837.25			@ES	F1 Momentum ES
	LExit	8/20/2018 15:00	Profit Target	2877.50	1	$1,982.50		
3350	Buy	8/20/2018 15:00	G1: Geronimo: Buy	2877.75			@ES	G1 Geronimo ES
	LExit	8/21/2018 13:52	Profit Target	2882.00	1	$182.50		
3351	Buy	8/20/2018 15:00	ES Mom 384: Buy	2877.50			@ES	F1 Momentum ES
	LExit	8/21/2018 13:54	Profit Target	2882.00	1	$195.00		
3352	Buy	8/21/2018 07:57	B3 Breakout ES: Buy	2885.50			@ES	B3 Breakout ES
	LExit	8/21/2018 14:06	B3 Breakout ES: CL	2881.25	1	($242.50)		
3353	Buy	8/21/2018 15:00	G1: Geronimo: Buy	2882.25			@ES	G1 Geronimo ES
	LExit	8/22/2018 13:52	Profit Target	2886.25	1	$170.00		
3354	Buy	8/21/2018 15:00	ES Mom 384: Buy	2882.75			@ES	F1 Momentum ES
	LExit	8/22/2018 13:54	Profit Target	2886.75	1	$170.00		
3355	Buy	8/22/2018 15:00	G1: Geronimo: Buy	2881.50			@ES	G1 Geronimo ES
	LExit	8/24/2018 13:52	Profit Target	2885.50	1	$170.00		
3356	Buy	8/22/2018 15:00	ES Mom 384: Buy	2881.50			@ES	F1 Momentum ES
	LExit	8/24/2018 13:54	Profit Target	2885.50	1	$170.00		
3357	Buy	8/24/2018 07:57	B3 Breakout ES: Buy	2883.50			@ES	B3 Breakout ES
	LExit	8/24/2018 14:06	B3 Breakout ES: CL	2893.75	1	$482.50		
3358	Buy	8/24/2018 15:00	G1: Geronimo: Buy	2893.75			@ES	G1 Geronimo ES
	LExit	8/27/2018 13:52	Profit Target	2907.00	1	$632.50		
3359	Buy	8/24/2018 15:00	ES Mom 384: Buy	2893.75			@ES	F1 Momentum ES
	LExit	8/27/2018 13:54	Profit Target	2907.00	1	$632.50		
3360	Buy	8/27/2018 07:57	B3 Breakout ES: Buy	2910.50			@ES	B3 Breakout ES
	LExit	8/27/2018 14:06	B3 Breakout ES: CL	2916.25	1	$257.50		
3361	Buy	8/28/2018 07:57	B3 Breakout ES: Buy	2920.75			@ES	B3 Breakout ES
	LExit	8/28/2018 09:54	Stop Loss	2913.75	1	($380.00)		
3362	Buy	8/27/2018 15:00	G1: Geronimo: Buy	2914.75			@ES	G1 Geronimo ES
	LExit	8/28/2018 13:52	Profit Target	2921.75	1	$320.00		
3363	Buy	8/27/2018 15:00	ES Mom 384: Buy	2914.50			@ES	F1 Momentum ES

	LExit	8/28/2018 13:54	Profit Target	2921.75	1	$332.50		
3364	Buy	8/28/2018 15:00	ES Mom 384: Buy	2914.50			@ES	F1 Momentum ES
	LExit	8/30/2018 13:54	Profit Target	2927.25	1	$607.50		
3365	Buy	8/30/2018 15:00	G1: Geronimo: Buy	2919.25			@ES	G1 Geronimo ES
	LExit	8/31/2018 13:52	Profit Target	2923.25	1	$170.00		
3366	Buy	8/30/2018 15:00	ES Mom 384: Buy	2918.25			@ES	F1 Momentum ES
	LExit	8/31/2018 13:54	Profit Target	2922.25	1	$170.00		
3367	Buy	9/3/2018 07:57	B3 Breakout ES: Buy	2926.75			@ES	B3 Breakout ES
	LExit	9/4/2018 07:39	Stop Loss	2916.00	1	($567.50)		
3368	Buy	9/4/2018 13:52	G1: Geronimo: Buy	2916.00			@ES	G1 Geronimo ES
	LExit	9/5/2018 13:52	Stop Loss	2899.00	1	($880.00)		
3369	Buy	8/31/2018 15:00	ES Mom 384: Buy	2920.00			@ES	F1 Momentum ES
	LExit	9/5/2018 13:54	Stop Loss	2903.00	1	($880.00)		
3370	Buy	9/5/2018 15:00	ES Mom 384: Buy	2905.25			@ES	F1 Momentum ES
	LExit	9/6/2018 13:54	Profit Target	2909.25	1	$170.00		
3371	Buy	9/10/2018 07:57	B3 Breakout ES: Buy	2902.25			@ES	B3 Breakout ES
	LExit	9/10/2018 10:48	Stop Loss	2895.25	1	($380.00)		
3372	Buy	9/6/2018 15:00	ES Mom 384: Buy	2899.25			@ES	F1 Momentum ES
	LExit	9/10/2018 13:54	Profit Target	2903.75	1	$195.00		
3373	Sell	9/10/2018 07:36	GS1: Gap SHORT	2902.00			@ES	GS1 Gap Short ES
	SExit	9/10/2018 14:00	GS1: Close	2897.25	1	$207.50		
3374	Buy	9/10/2018 15:00	ES Mom 384: Buy	2896.50			@ES	F1 Momentum ES
	LExit	9/11/2018 13:54	Profit Target	2900.50	1	$170.00		
3375	Buy	9/13/2018 07:57	B3 Breakout ES: Buy	2922.25			@ES	B3 Breakout ES
	LExit	9/13/2018 08:51	Stop Loss	2915.25	1	($380.00)		
3376	Buy	9/11/2018 15:00	ES Mom 384: Buy	2907.25			@ES	F1 Momentum ES
	LExit	9/13/2018 13:54	Profit Target	2918.50	1	$532.50		
3377	Buy	9/13/2018 15:00	G1: Geronimo: Buy	2921.50			@ES	G1 Geronimo ES
	LExit	9/14/2018 13:52	Profit Target	2925.75	1	$182.50		
3378	Buy	9/13/2018 15:00	ES Mom 384: Buy	2921.75			@ES	F1 Momentum ES
	LExit	9/14/2018 13:54	Profit Target	2925.75	1	$170.00		
3379	Buy	9/14/2018 15:00	G1: Geronimo: Buy	2925.50			@ES	G1 Geronimo ES
	LExit	9/17/2018 13:52	Stop Loss	2908.50	1	($880.00)		
3380	Buy	9/14/2018 15:00	ES Mom 384: Buy	2925.50			@ES	F1 Momentum ES
	LExit	9/17/2018 13:54	Stop Loss	2908.50	1	($880.00)		
3381	Buy	9/17/2018 15:00	ES Mom 384: Buy	2907.00			@ES	F1 Momentum ES
	LExit	9/17/2018 15:00	Profit Target	2911.00	1	$170.00		
3382	Buy	9/17/2018 15:00	G1: Geronimo: Buy	2907.25			@ES	G1 Geronimo ES
	LExit	9/17/2018 15:00	Profit Target	2911.25	1	$170.00		
3383	Buy	9/18/2018 15:00	ES Mom 384: Buy	2925.25			@ES	F1 Momentum ES
	LExit	9/19/2018 15:00	Profit Target	2929.50	1	$182.50		
3384	Buy	9/19/2018 15:00	G1: Geronimo: Buy	2929.50			@ES	G1 Geronimo ES
	LExit	9/20/2018 13:52	Profit Target	2941.25	1	$557.50		
3385	Buy	9/19/2018 15:00	ES Mom 384: Buy	2929.50			@ES	F1 Momentum ES
	LExit	9/20/2018 13:54	Profit Target	2941.25	1	$557.50		

3386	Buy	9/20/2018 07:57	B3 Breakout ES: Buy	2941.75			@ES	B3 Breakout ES
	LExit	9/20/2018 14:06	B3 Breakout ES: CL	2950.50	1	$407.50		
3387	Buy	9/20/2018 15:00	ES Mom 384: Buy	2949.50			@ES	F1 Momentum ES
	LExit	9/20/2018 15:00	Profit Target	2953.50	1	$170.00		
3388	Buy	9/20/2018 15:00	G1: Geronimo: Buy	2950.00			@ES	G1 Geronimo ES
	LExit	9/20/2018 15:00	Profit Target	2954.00	1	$170.00		
3389	Buy	9/21/2018 07:57	B3 Breakout ES: Buy	2959.50			@ES	B3 Breakout ES
	LExit	9/21/2018 08:33	Stop Loss	2952.50	1	($380.00)		
3390	Buy	9/21/2018 15:00	ES Mom 384: Buy	2950.25			@ES	F1 Momentum ES
	LExit	9/24/2018 13:54	Stop Loss	2933.25	1	($880.00)		
3391	Buy	9/24/2018 15:00	G1: Geronimo: Buy	2938.50			@ES	G1 Geronimo ES
	LExit	9/26/2018 13:52	Profit Target	2942.50	1	$170.00		
3392	Buy	9/24/2018 15:00	ES Mom 384: Buy	2938.75			@ES	F1 Momentum ES
	LExit	9/26/2018 13:54	Profit Target	2942.75	1	$170.00		
3393	Buy	10/1/2018 07:57	B3 Breakout ES: Buy	2951.00			@ES	B3 Breakout ES
	LExit	10/1/2018 12:09	Stop Loss	2944.00	1	($380.00)		
3394	Buy	9/26/2018 15:00	G1: Geronimo: Buy	2925.00			@ES	G1 Geronimo ES
	LExit	10/1/2018 13:52	Profit Target	2947.25	1	$1,082.50		
3395	Buy	9/26/2018 15:00	ES Mom 384: Buy	2925.25			@ES	F1 Momentum ES
	LExit	10/1/2018 13:54	Profit Target	2947.25	1	$1,070.00		
3396	Buy	10/1/2018 15:00	G1: Geronimo: Buy	2941.00			@ES	G1 Geronimo ES
	LExit	10/3/2018 13:52	Profit Target	2953.00	1	$570.00		
3397	Buy	10/1/2018 15:00	ES Mom 384: Buy	2941.50			@ES	F1 Momentum ES
	LExit	10/3/2018 13:54	Profit Target	2953.00	1	$545.00		
3398	Sell	10/3/2018 07:36	GS1: Gap SHORT	2952.25			@ES	GS1 Gap Short ES
	SExit	10/3/2018 14:00	GS1: Close	2943.75	1	$395.00		
3399	Buy	10/3/2018 15:00	ES Mom 384: Buy	2944.25			@ES	F1 Momentum ES
	LExit	10/4/2018 13:54	Stop Loss	2927.25	1	($880.00)		
3400	Buy	10/4/2018 15:00	ES Mom 384: Buy	2921.00			@ES	F1 Momentum ES
	LExit	10/5/2018 13:54	Stop Loss	2904.00	1	($880.00)		
3401	Buy	10/5/2018 15:00	ES Mom 384: Buy	2905.25			@ES	F1 Momentum ES
	LExit	10/8/2018 13:54	Stop Loss	2888.25	1	($880.00)		
3402	Sell	10/9/2018 07:57	S3 Breakdown ES: S	2893.50			@ES	S3 Breakdown SHORT ES
	SExit	10/9/2018 08:06	Stop Loss	2903.75	1	($542.50)		
3403	Buy	10/8/2018 15:00	ES Mom 384: Buy	2905.50			@ES	F1 Momentum ES
	LExit	10/10/2018 13:54	Stop Loss	2888.50	1	($880.00)		
3404	Buy	10/31/2018 07:57	B3 Breakout ES: Buy	2729.75			@ES	B3 Breakout ES
	LExit	10/31/2018 10:12	Stop Loss	2722.75	1	($380.00)		
3405	Buy	11/7/2018 07:57	B3 Breakout ES: Buy	2793.25			@ES	B3 Breakout ES
	LExit	11/7/2018 14:06	B3 Breakout ES: CL	2828.75	1	$1,745.00		
3406	Buy	11/8/2018 15:00	ES Mom 384: Buy	2817.25			@ES	F1 Momentum ES
	LExit	11/8/2018 15:00	Profit Target	2821.25	1	$170.00		
3407	Buy	11/8/2018 15:00	G1: Geronimo:	2818.00			@ES	G1 Geronimo ES

			Buy					
	LExit	11/8/2018 15:00	Profit Target	2822.00	1	$170.00		
3408	Buy	11/9/2018 15:00	G1: Geronimo: Buy	2797.25			@ES	G1 Geronimo ES
	LExit	11/12/2018 13:52	Stop Loss	2780.25	1	($880.00)		
3409	Buy	11/9/2018 15:00	ES Mom 384: Buy	2798.00			@ES	F1 Momentum ES
	LExit	11/12/2018 13:54	Stop Loss	2781.00	1	($880.00)		
3410	Buy	11/26/2018 07:57	B3 Breakout ES: Buy	2675.50			@ES	B3 Breakout ES
	LExit	11/26/2018 10:39	Stop Loss	2668.50	1	($380.00)		
3411	Sell	11/28/2018 07:36	GS1: Gap SHORT	2706.75			@ES	GS1 Gap Short ES
	SExit	11/28/2018 10:02	Stop Loss	2718.50	1	($617.50)		
3412	Buy	11/28/2018 15:00	G1: Geronimo: Buy	2756.50			@ES	G1 Geronimo ES
	LExit	11/29/2018 13:52	Stop Loss	2739.50	1	($880.00)		
3413	Buy	11/28/2018 15:00	ES Mom 384: Buy	2756.00			@ES	F1 Momentum ES
	LExit	11/29/2018 13:54	Stop Loss	2739.00	1	($880.00)		
3414	Buy	11/29/2018 15:00	G1: Geronimo: Buy	2755.00			@ES	G1 Geronimo ES
	LExit	11/30/2018 13:52	Profit Target	2759.00	1	$170.00		
3415	Buy	11/29/2018 15:00	ES Mom 384: Buy	2756.50			@ES	F1 Momentum ES
	LExit	11/30/2018 13:54	Profit Target	2760.50	1	$170.00		
3416	Buy	11/30/2018 15:00	ES Mom 384: Buy	2768.25			@ES	F1 Momentum ES
	LExit	11/30/2018 15:00	Profit Target	2772.25	1	$170.00		
3417	Buy	11/30/2018 15:00	G1: Geronimo: Buy	2767.00			@ES	G1 Geronimo ES
	LExit	11/30/2018 15:00	Profit Target	2771.00	1	$170.00		
3418	Buy	12/3/2018 07:57	B3 Breakout ES: Buy	2806.75			@ES	B3 Breakout ES
	LExit	12/3/2018 08:06	Stop Loss	2799.75	1	($380.00)		
3419	Buy	6/1/2018 14:00	P2 PushPull: Buy	120.88			@TY	P2 Momentum TY
	LExit	12/4/2018 12:00	P2 PushPull: Sell	121.55	1	$636.88		
3420	Buy	12/3/2018 15:00	ES Mom 384: Buy	2800.00			@ES	F1 Momentum ES
	LExit	12/4/2018 13:54	Stop Loss	2783.00	1	($880.00)		
3421	Buy	12/11/2018 07:57	B3 Breakout ES: Buy	2682.50			@ES	B3 Breakout ES
	LExit	12/11/2018 08:51	Stop Loss	2675.50	1	($380.00)		
3422	Sell	12/17/2018 07:57	S3 Breakdown ES: S	2585.50			@ES	S3 Breakdown SHORT ES
	SExit	12/17/2018 08:15	Stop Loss	2595.75	1	($542.50)		
3423	Buy	12/10/2018 12:00	P2 PushPull: Buy	121.91			@TY	P2 Momentum TY
	LExit	12/19/2018 14:00	P2 PushPull: Sell	122.41	1	$465.00		
3424	Buy	1/4/2019 07:57	B3 Breakout ES: Buy	2500.25			@ES	B3 Breakout ES
	LExit	1/4/2019 14:06	B3 Breakout ES: CL	2541.75	1	$2,045.00		
3425	Sell	1/10/2019 07:57	S3 Breakdown ES: S	2573.75			@ES	S3 Breakdown SHORT ES

	SExit	1/10/2019 08:24	Stop Loss	2584.00	1	($542.50)		
3426	Buy	1/15/2019 07:57	B3 Breakout ES: Buy	2606.25			@ES	B3 Breakout ES
	LExit	1/15/2019 14:06	B3 Breakout ES: CL	2617.25	1	$520.00		
3427	Buy	1/16/2019 07:57	B3 Breakout ES: Buy	2632.25			@ES	B3 Breakout ES
	LExit	1/16/2019 08:42	Stop Loss	2625.25	1	($380.00)		
3428	Buy	1/15/2019 15:00	G1: Geronimo: Buy	2618.75			@ES	G1 Geronimo ES
	LExit	1/16/2019 13:52	Profit Target	2624.25	1	$245.00		
3429	Buy	1/15/2019 15:00	ES Mom 384: Buy	2618.00			@ES	F1 Momentum ES
	LExit	1/16/2019 13:54	Profit Target	2624.25	1	$282.50		
3430	Buy	1/16/2019 15:00	G1: Geronimo: Buy	2628.50			@ES	G1 Geronimo ES
	LExit	1/17/2019 13:52	Profit Target	2632.50	1	$170.00		
3431	Buy	1/16/2019 15:00	ES Mom 384: Buy	2628.00			@ES	F1 Momentum ES
	LExit	1/17/2019 13:54	Profit Target	2632.00	1	$170.00		
3432	Buy	1/18/2019 07:57	B3 Breakout ES: Buy	2661.25			@ES	B3 Breakout ES
	LExit	1/18/2019 14:06	B3 Breakout ES: CL	2678.75	1	$845.00		
3433	Buy	1/23/2019 07:57	B3 Breakout ES: Buy	2659.75			@ES	B3 Breakout ES
	LExit	1/23/2019 08:24	Stop Loss	2652.75	1	($380.00)		
3434	Buy	1/17/2019 15:00	ES Mom 384: Buy	2640.50			@ES	F1 Momentum ES
	LExit	1/23/2019 13:54	Stop Loss	2623.50	1	($880.00)		
3435	Buy	1/23/2019 15:00	ES Mom 384: Buy	2643.75			@ES	F1 Momentum ES
	LExit	1/24/2019 13:54	Profit Target	2647.75	1	$170.00		
3436	Sell	1/25/2019 07:36	GS1: Gap SHORT	2667.75			@ES	GS1 Gap Short ES
	SExit	1/25/2019 08:46	Stop Loss	2680.25	1	($655.00)		
3437	Buy	1/24/2019 15:00	ES Mom 384: Buy	2649.50			@ES	F1 Momentum ES
	LExit	1/25/2019 13:54	Profit Target	2670.75	1	$1,032.50		
3438	Buy	1/25/2019 07:57	B3 Breakout ES: Buy	2669.50			@ES	B3 Breakout ES
	LExit	1/25/2019 14:06	B3 Breakout ES: CL	2672.50	1	$120.00		
3439	Buy	1/25/2019 15:00	ES Mom 384: Buy	2670.25			@ES	F1 Momentum ES
	LExit	1/28/2019 13:54	Stop Loss	2648.00	1	($1,142.50)		
3440	Buy	1/28/2019 15:00	ES Mom 384: Buy	2647.00			@ES	F1 Momentum ES
	LExit	1/29/2019 13:54	Profit Target	2653.00	1	$270.00		
3441	Sell	1/30/2019 07:36	GS1: Gap SHORT	2663.25			@ES	GS1 Gap Short ES
	SExit	1/30/2019 10:18	Stop Loss	2674.75	1	($605.00)		
3442	Buy	1/29/2019 15:00	ES Mom 384: Buy	2646.00			@ES	F1 Momentum ES
	LExit	1/30/2019 13:54	Profit Target	2664.75	1	$907.50		
3443	Buy	1/30/2019 07:57	B3 Breakout ES: Buy	2662.50			@ES	B3 Breakout ES
	LExit	1/30/2019 14:06	B3 Breakout ES: CL	2687.75	1	$1,232.50		
3444	Buy	1/30/2019 15:00	ES Mom 384: Buy	2685.00			@ES	F1 Momentum ES
	LExit	1/30/2019 15:00	Profit Target	2689.00	1	$170.00		
3445	Buy	1/30/2019 15:00	G1: Geronimo: Buy	2687.00			@ES	G1 Geronimo ES
	LExit	1/30/2019 15:00	Profit Target	2691.00	1	$170.00		
3446	Buy	12/20/2018 12:00	P2 PushPull: Buy	122.41			@TY	P2 Momentum TY
	LExit	6/3/2019 14:00	P2 PushPull:	128.02	1	$5,574.38		

			Sell					

Portfolio Settings

Initial Capital:	$30,000.00 [Fixed]
Results:	Actual
Entry Restrictions:	None
Dates:	Custom [1/1/2003 - 1/31/2019]
Commission & Slippage:	DefaultValues

Portfolio Files

Symbol	Strategy	File Name	Commission	Slippage	Margin	Margin(%)	Weight
@ES	B3 Breakout ES	B3 Breakout ES.xml	$2.50	$12.50	$6,463.00		1
@ES	F1 Momentum ES	F1 Momentum ES.xml	$2.50	$12.50	$6,463.00		1
@ES	G1 Geronimo ES	G1 Geronimo ES.xml	$2.50	$12.50	$6,463.00		1
@ES	GS1 Gap Short ES	GS1 Gap Short ES.xml	$2.50	$12.50	$6,463.00		1
@ES	S3 Breakdown SHORT ES	S3 Breakdown SHORT ES.xml	$2.50	$12.50	$6,463.00		1
@TY	P2 Momentum TY	P2 Momentum TY.xml	$2.50	$15.00	$3,000.00		1

U.S. Government Required Disclaimer - Commodity Futures, Trading Commission Futures, Derivatives and Options trading has large potential rewards, but also large potential risk. You must be aware of the risks and be willing to accept them in order to invest in the futures and options markets. Don't trade with money you can't afford to lose. This website is neither a solicitation nor an offer to Buy/Sell futures, options, or any other assets. The past performance of any trading system or methodology is not necessarily indicative of future results.

CFTC rule 4.41 - Hypothetical or simulated performance results have certain limitations. Unlike an actual performance record, simulated results do not represent actual trading. Also, since the trades have not been executed, the results may have under-or-over compensated for the impact, if any, of certain market factors, such as lack of liquidity. Simulated trading programs in general are also subject to the fact that they are designed with the benefit of hindsight. No representation is being made that any account will or is likely to achieve profit or losses similar to those shown.