

Performance Summary

(Portfolio Analyst Professional - build_20220714.1)

Total Net Profit:	\$57,456.50	Max Drawdown:	(\$4,957.50)
Gross Profit:	\$128,707.50	As % of Initial Equity:	19.83%
Gross Loss:	(\$71,251.00)	As % of Total Equity:	6.01%
Profit Factor:	1.806	Max Drawdown Date:	8/25/2020
Pessimistic RR:	1.574	Max Intraday Drawdown:	(\$6,077.00)
Open Position P/L	\$0.00	As % of Initial Equity:	24.31%
Total Trades:	424	As % of Total Equity:	7.37%
Winning Trades:	220	Max Intraday Drawdown Date:	2/25/2022
Losing Trades:	204	Longest Drawdown:	210 days
Even Trades:	0	Recovery Factor:	11.59
% Profitable:	51.89%	NP/MaxDD	11.59
Avg. Trade Net Profit:	\$135.51	NP/Intraday MaxDD	9.45
Avg. Winning Trade:	\$585.03	Avg. Worst 5 DD:	(\$4,799.80)
Avg. Losing Trade:	(\$349.27)	As % of Initial Equity:	19.20%
Ratio Ave Win:Ave Loss:	1.675		
		Max Runup:	\$58,139.50
Largest Win:	\$3,106.00, 2.41%	As % of Initial Equity:	232.56%
Largest Loss:	(\$1,806.50), -2.54%	As % of Total Equity:	70.51%
Max Cons. Winners:	7	Max Runup Date:	3/3/2023
Max Cons. Losers:	7	Longest Runup:	2278 days
		Initial Capital:	\$25,000.00
Trading Period:	2279 1/3/2017 - 3/31/2023	Margin Requirements:	\$0.00
Total Trading Days:	424	Return on Initial Capital:	229.83%
Longest Flat Period:	34 days	Annual Rate of Return:	36.81%
Max Futures Contracts:	1	Avg. Monthly Return:	\$766.84, 3.07%
Max Forex Contracts:	0	Std. Deviation of Monthly Return:	\$1,607.72
Max Shares:	0	% Profitable Months:	68.00%
Total Systems:	1		
Total Commission:	\$2,756.00	Sharpe Ratio:	0.552

Periodical Returns - Annual

Period	Net Profit	Return on IE	Return on TE	# Trades	Profit Factor	% Profitable
2023	\$5,271.50	21.09%	6.83%	14	2.43	50.00%
2022	\$9,457.00	37.83%	13.96%	47	1.61	46.81%
2021	\$19,348.00	77.39%	39.99%	83	2.52	55.42%
2020	\$7,357.50	29.43%	17.94%	70	1.51	45.71%
2019	\$8,882.00	35.53%	27.63%	72	1.96	55.56%
2018	\$4,158.00	16.63%	14.86%	68	1.44	51.47%
2017	\$2,982.50	11.93%	11.93%	70	1.47	54.29%

Periodical Returns - Monthly

Period	Net Profit	Return on IE	Return on TE	# Trades	Profit Factor	% Profitable
3/2023	\$1,767.00	7.07%	2.19%	7	2.64	42.86%
2/2023	\$674.50	2.70%	0.84%	2	2.48	50.00%
1/2023	\$2,830.00	11.32%	3.67%	5	2.31	60.00%
12/2022	\$780.00	3.12%	1.02%	5	1.80	40.00%
11/2022	(\$32.00)	(0.13%)	(0.04%)	3	0.87	33.33%
10/2022	\$2,511.50	10.05%	3.40%	4	3.79	50.00%
9/2022	\$49.50	0.20%	0.07%	2	1.14	50.00%
8/2022	(\$1,476.00)	(5.90%)	(1.96%)	4	0.00	0.00%
7/2022	\$2,174.00	8.70%	2.97%	4	100.00	100.00%
6/2022	\$348.50	1.39%	0.48%	6	1.10	50.00%
5/2022	\$7,692.50	30.77%	11.81%	5	100.00	100.00%
4/2022	(\$2,519.50)	(10.08%)	(3.72%)	3	0.00	0.00%
3/2022	\$780.00	3.12%	1.17%	5	1.53	60.00%
2/2022	\$2,099.00	8.40%	3.24%	4	3.08	25.00%
1/2022	(\$2,950.50)	(11.80%)	(4.36%)	2	0.00	0.00%
12/2021	\$3,954.00	15.82%	6.20%	9	3.69	66.67%
11/2021	(\$1,451.50)	(5.81%)	(2.23%)	6	0.14	16.67%
10/2021	\$3,260.50	13.04%	5.26%	8	5.27	75.00%
9/2021	(\$789.00)	(3.16%)	(1.26%)	6	0.53	16.67%
8/2021	\$1,354.00	5.42%	2.21%	9	2.40	44.44%
7/2021	\$3,911.00	15.64%	6.80%	6	100.00	100.00%
6/2021	(\$307.50)	(1.23%)	(0.53%)	5	0.39	20.00%
5/2021	\$3,129.50	12.52%	5.72%	7	6.96	71.43%
4/2021	\$2,617.00	10.47%	5.03%	7	5.45	71.43%
3/2021	\$3,279.00	13.12%	6.72%	9	3.82	55.56%
2/2021	\$1,667.50	6.67%	3.54%	5	3.67	60.00%
1/2021	(\$1,276.50)	(5.11%)	(2.64%)	6	0.54	50.00%
12/2020	\$236.00	0.94%	0.49%	6	1.35	50.00%
11/2020	\$3,785.50	15.14%	8.53%	8	3.78	50.00%
10/2020	\$923.50	3.69%	2.13%	6	1.80	33.33%
9/2020	\$1,442.50	5.77%	3.44%	5	1.77	60.00%
8/2020	(\$396.00)	(1.58%)	(0.93%)	9	0.78	33.33%
7/2020	(\$2,527.00)	(10.11%)	(5.63%)	8	0.04	12.50%
6/2020	(\$119.50)	(0.48%)	(0.27%)	3	0.81	33.33%
5/2020	\$1,192.50	4.77%	2.72%	5	13.69	80.00%
4/2020	(\$45.50)	(0.18%)	(0.10%)	7	0.99	42.86%
3/2020	\$1,693.50	6.77%	4.01%	1	100.00	100.00%
2/2020	(\$220.00)	(0.88%)	(0.52%)	5	0.68	40.00%
1/2020	\$1,392.00	5.57%	3.39%	7	4.71	71.43%
12/2019	(\$164.50)	(0.66%)	(0.40%)	8	0.81	75.00%
11/2019	\$355.00	1.42%	0.87%	5	2.77	60.00%
10/2019	\$1,954.00	7.82%	5.03%	9	3.33	55.56%
9/2019	(\$145.00)	(0.58%)	(0.37%)	5	0.84	40.00%
8/2019	\$1,736.50	6.95%	4.66%	4	5.87	75.00%
7/2019	\$730.50	2.92%	2.00%	3	3.05	66.67%
6/2019	(\$8.00)	(0.03%)	(0.02%)	7	0.99	57.14%
5/2019	\$1,461.00	5.84%	4.16%	6	3.05	66.67%
4/2019	\$1,436.50	5.75%	4.27%	4	76.61	75.00%
3/2019	\$429.00	1.72%	1.29%	9	1.23	33.33%
2/2019	(\$720.50)	(2.88%)	(2.12%)	7	0.54	28.57%
1/2019	\$1,817.50	7.27%	5.65%	5	3.55	60.00%
12/2018	(\$869.00)	(3.48%)	(2.63%)	1	0.00	0.00%
11/2018	\$999.00	4.00%	3.12%	4	3.00	50.00%
10/2018	\$1,104.50	4.42%	3.57%	7	2.26	42.86%
9/2018	(\$32.00)	(0.13%)	(0.10%)	3	0.91	66.67%
8/2018	\$1,366.50	5.47%	4.62%	9	2.99	77.78%

7/2018	\$448.50	1.79%	1.54%	6	1.68	50.00%
6/2018	(\$320.50)	(1.28%)	(1.09%)	7	0.64	28.57%
5/2018	\$479.00	1.92%	1.65%	9	1.41	44.44%
4/2018	\$261.50	1.05%	0.91%	4	1.73	75.00%
3/2018	\$455.00	1.82%	1.61%	5	1.44	40.00%
2/2018	\$193.50	0.77%	0.69%	1	100.00	100.00%
1/2018	\$72.00	0.29%	0.26%	12	1.04	50.00%
12/2017	\$205.00	0.82%	0.74%	5	5.66	80.00%
11/2017	\$966.50	3.87%	3.60%	9	1.97	44.44%
10/2017	\$498.50	1.99%	1.89%	6	1.82	50.00%
9/2017	\$11.00	0.04%	0.04%	6	1.03	33.33%
8/2017	\$785.50	3.14%	3.08%	8	2.20	62.50%
7/2017	\$111.00	0.44%	0.44%	6	1.18	50.00%
6/2017	(\$682.50)	(2.73%)	(2.62%)	5	0.28	20.00%
5/2017	(\$139.00)	(0.56%)	(0.53%)	6	0.76	50.00%
4/2017	(\$57.50)	(0.23%)	(0.22%)	5	0.89	60.00%
3/2017	\$449.50	1.80%	1.74%	2	100.00	100.00%
2/2017	\$961.00	3.84%	3.86%	6	5.95	83.33%
1/2017	(\$126.50)	(0.51%)	(0.51%)	6	0.84	50.00%

Periodical Returns - Weekly

Period	Net Profit	Return on IE	Return on TE	# Trades	Profit Factor	% Profitable
3/26/2023	\$662.00	2.65%	0.81%	2	5.60	50.00%
3/19/2023	\$256.00	1.02%	0.31%	1	100.00	100.00%
3/12/2023	(\$356.50)	(1.43%)	(0.44%)	1	0.00	0.00%
3/5/2023	(\$575.50)	(2.30%)	(0.70%)	2	0.00	0.00%
2/26/2023	\$1,324.50	5.30%	1.63%	2	3.90	50.00%
2/12/2023	\$1,131.00	4.52%	1.41%	1	100.00	100.00%
1/22/2023	\$2,031.00	8.12%	2.60%	1	100.00	100.00%
1/15/2023	(\$1,806.50)	(7.23%)	(2.26%)	1	0.00	0.00%
1/8/2023	(\$163.00)	(0.65%)	(0.20%)	2	0.54	50.00%
1/1/2023	\$2,768.50	11.07%	3.59%	1	100.00	100.00%
12/25/2022	\$762.00	3.05%	1.00%	2	2.67	50.00%
12/18/2022	(\$356.50)	(1.43%)	(0.46%)	1	0.00	0.00%
12/11/2022	\$531.00	2.12%	0.70%	1	100.00	100.00%
12/4/2022	(\$156.50)	(0.63%)	(0.20%)	1	0.00	0.00%
11/20/2022	(\$250.50)	(1.00%)	(0.33%)	2	0.00	0.00%
11/6/2022	\$218.50	0.87%	0.29%	1	100.00	100.00%
10/23/2022	\$3,412.00	13.65%	4.67%	2	100.00	100.00%
10/16/2022	(\$544.00)	(2.18%)	(0.74%)	1	0.00	0.00%
10/2/2022	(\$356.50)	(1.43%)	(0.48%)	1	0.00	0.00%
9/11/2022	(\$356.50)	(1.43%)	(0.48%)	1	0.00	0.00%
9/4/2022	\$406.00	1.62%	0.55%	1	100.00	100.00%
8/21/2022	(\$281.50)	(1.13%)	(0.38%)	1	0.00	0.00%
8/7/2022	(\$938.00)	(3.75%)	(1.25%)	2	0.00	0.00%
7/31/2022	(\$256.50)	(1.03%)	(0.34%)	1	0.00	0.00%
7/24/2022	\$687.00	2.75%	0.92%	2	100.00	100.00%
7/10/2022	\$793.50	3.17%	1.07%	1	100.00	100.00%
7/3/2022	\$693.50	2.77%	0.95%	1	100.00	100.00%
6/26/2022	(\$431.50)	(1.73%)	(0.59%)	1	0.00	0.00%
6/19/2022	\$3,968.00	15.87%	5.70%	3	100.00	100.00%
6/12/2022	(\$1,806.50)	(7.23%)	(2.53%)	1	0.00	0.00%
6/5/2022	(\$1,381.50)	(5.53%)	(1.90%)	1	0.00	0.00%
5/29/2022	\$306.00	1.22%	0.42%	1	100.00	100.00%
5/22/2022	\$4,505.50	18.02%	6.62%	3	100.00	100.00%
5/8/2022	\$2,881.00	11.52%	4.42%	1	100.00	100.00%
4/24/2022	(\$1,806.50)	(7.23%)	(2.70%)	1	0.00	0.00%
4/17/2022	(\$356.50)	(1.43%)	(0.53%)	1	0.00	0.00%
4/10/2022	(\$356.50)	(1.43%)	(0.53%)	1	0.00	0.00%
3/20/2022	(\$825.50)	(3.30%)	(1.21%)	2	0.25	50.00%
3/13/2022	(\$356.50)	(1.43%)	(0.52%)	1	0.00	0.00%
3/6/2022	\$243.50	0.97%	0.35%	1	100.00	100.00%
2/27/2022	\$1,718.50	6.87%	2.57%	1	100.00	100.00%
2/20/2022	\$3,106.00	12.42%	4.87%	1	100.00	100.00%
2/13/2022	(\$194.00)	(0.78%)	(0.30%)	1	0.00	0.00%
2/6/2022	(\$356.50)	(1.43%)	(0.55%)	1	0.00	0.00%
1/30/2022	(\$456.50)	(1.83%)	(0.70%)	1	0.00	0.00%
1/23/2022	(\$1,806.50)	(7.23%)	(2.71%)	1	0.00	0.00%
1/9/2022	(\$1,144.00)	(4.58%)	(1.69%)	1	0.00	0.00%
12/26/2021	\$1,180.50	4.72%	1.77%	3	2.57	33.33%
12/19/2021	\$424.50	1.70%	0.64%	2	100.00	100.00%
12/5/2021	\$1,593.00	6.37%	2.47%	3	3.22	66.67%
11/28/2021	\$756.00	3.02%	1.19%	1	100.00	100.00%
11/21/2021	(\$600.50)	(2.40%)	(0.93%)	2	0.00	0.00%
11/14/2021	(\$356.50)	(1.43%)	(0.55%)	1	0.00	0.00%
10/31/2021	(\$494.50)	(1.98%)	(0.76%)	3	0.32	33.33%
10/24/2021	(\$338.00)	(1.35%)	(0.52%)	2	0.49	50.00%
10/17/2021	\$449.50	1.80%	0.69%	2	100.00	100.00%

10/10/2021	\$1,337.00	5.35%	2.10%	2	13.55	50.00%
10/3/2021	\$1,812.00	7.25%	2.92%	2	100.00	100.00%
9/26/2021	(\$344.00)	(1.38%)	(0.55%)	1	0.00	0.00%
9/19/2021	\$212.00	0.85%	0.34%	2	1.32	50.00%
9/5/2021	(\$400.50)	(1.60%)	(0.64%)	2	0.00	0.00%
8/29/2021	\$362.00	1.45%	0.58%	2	2.41	50.00%
8/22/2021	\$893.00	3.57%	1.46%	3	16.81	66.67%
8/15/2021	\$756.00	3.02%	1.25%	1	100.00	100.00%
8/8/2021	(\$419.00)	(1.68%)	(0.69%)	1	0.00	0.00%
8/1/2021	(\$494.50)	(1.98%)	(0.81%)	3	0.00	0.00%
7/25/2021	\$81.00	0.32%	0.13%	1	100.00	100.00%
7/18/2021	\$1,987.00	7.95%	3.35%	2	100.00	100.00%
7/4/2021	\$768.50	3.07%	1.31%	1	100.00	100.00%
6/27/2021	\$930.50	3.72%	1.61%	3	7.46	66.67%
6/20/2021	(\$357.00)	(1.43%)	(0.62%)	3	0.00	0.00%
5/30/2021	\$193.50	0.77%	0.33%	1	100.00	100.00%
5/23/2021	\$524.50	2.10%	0.92%	2	4.10	50.00%
5/16/2021	\$706.00	2.82%	1.25%	1	100.00	100.00%
5/9/2021	\$2,012.00	8.05%	3.69%	2	100.00	100.00%
5/2/2021	(\$113.00)	(0.45%)	(0.21%)	2	0.68	50.00%
4/25/2021	(\$588.00)	(2.35%)	(1.06%)	2	0.00	0.00%
4/11/2021	\$449.50	1.80%	0.82%	2	100.00	100.00%
4/4/2021	\$2,437.00	9.75%	4.65%	2	100.00	100.00%
3/28/2021	\$724.50	2.90%	1.40%	2	100.00	100.00%
3/21/2021	\$712.00	2.85%	1.40%	2	23.60	50.00%
3/14/2021	(\$231.50)	(0.93%)	(0.45%)	1	0.00	0.00%
3/7/2021	\$811.50	3.25%	1.61%	4	1.90	50.00%
2/28/2021	\$1,581.00	6.32%	3.24%	1	100.00	100.00%
2/14/2021	\$43.50	0.17%	0.09%	1	100.00	100.00%
2/7/2021	(\$625.50)	(2.50%)	(1.27%)	2	0.00	0.00%
1/31/2021	\$2,249.50	9.00%	4.78%	2	100.00	100.00%
1/24/2021	(\$1,806.50)	(7.23%)	(3.69%)	1	0.00	0.00%
1/17/2021	\$593.50	2.37%	1.23%	1	100.00	100.00%
1/10/2021	\$93.50	0.37%	0.19%	1	100.00	100.00%
1/3/2021	(\$157.00)	(0.63%)	(0.32%)	3	0.84	33.33%
12/27/2020	(\$144.00)	(0.58%)	(0.30%)	1	0.00	0.00%
12/20/2020	\$131.00	0.52%	0.27%	1	100.00	100.00%
12/13/2020	(\$356.50)	(1.43%)	(0.73%)	1	0.00	0.00%
11/29/2020	\$605.50	2.42%	1.26%	3	4.58	66.67%
11/22/2020	\$243.00	0.97%	0.51%	3	1.27	33.33%
11/8/2020	\$1,018.50	4.07%	2.17%	1	100.00	100.00%
11/1/2020	\$2,524.00	10.10%	5.69%	4	6.31	50.00%
10/11/2020	\$1,155.50	4.62%	2.67%	3	2.59	33.33%
10/4/2020	(\$232.00)	(0.93%)	(0.53%)	3	0.45	33.33%
9/27/2020	\$818.50	3.27%	1.92%	1	100.00	100.00%
9/13/2020	\$387.00	1.55%	0.92%	2	6.61	50.00%
9/6/2020	\$237.00	0.95%	0.56%	2	1.13	50.00%
8/23/2020	\$1,112.00	4.45%	2.72%	2	11.44	50.00%
8/16/2020	(\$332.00)	(1.33%)	(0.81%)	3	0.17	33.33%
8/9/2020	(\$1,213.00)	(4.85%)	(2.86%)	2	0.00	0.00%
8/2/2020	\$37.00	0.15%	0.09%	2	1.54	50.00%
7/26/2020	(\$1,100.50)	(4.40%)	(2.53%)	2	0.00	0.00%
7/19/2020	(\$356.50)	(1.43%)	(0.81%)	1	0.00	0.00%
7/12/2020	\$118.50	0.47%	0.27%	1	100.00	100.00%
7/5/2020	(\$475.50)	(1.90%)	(1.08%)	2	0.00	0.00%
6/28/2020	(\$969.50)	(3.88%)	(2.15%)	3	0.00	0.00%
5/31/2020	\$137.00	0.55%	0.30%	2	1.38	50.00%
5/17/2020	\$612.00	2.45%	1.38%	2	7.51	50.00%
5/3/2020	\$580.50	2.32%	1.32%	3	100.00	100.00%
4/26/2020	\$1,249.50	5.00%	2.93%	2	100.00	100.00%
4/19/2020	(\$619.00)	(2.48%)	(1.43%)	1	0.00	0.00%

4/12/2020	(\$356.50)	(1.43%)	(0.82%)	1	0.00	0.00%
4/5/2020	(\$319.50)	(1.28%)	(0.73%)	3	0.85	33.33%
3/22/2020	\$1,693.50	6.77%	4.01%	1	100.00	100.00%
2/16/2020	\$287.00	1.15%	0.68%	2	16.11	50.00%
2/9/2020	(\$306.50)	(1.23%)	(0.73%)	1	0.00	0.00%
2/2/2020	(\$200.50)	(0.80%)	(0.47%)	2	0.44	50.00%
1/26/2020	\$918.50	3.67%	2.21%	1	100.00	100.00%
1/19/2020	(\$319.00)	(1.28%)	(0.76%)	1	0.00	0.00%
1/12/2020	\$68.00	0.27%	0.16%	3	2.20	66.67%
1/5/2020	\$724.50	2.90%	1.77%	2	100.00	100.00%
12/22/2019	\$143.50	0.57%	0.35%	1	100.00	100.00%
12/15/2019	\$268.00	1.07%	0.66%	3	100.00	100.00%
12/8/2019	(\$863.00)	(3.45%)	(2.08%)	2	0.00	0.00%
12/1/2019	\$287.00	1.15%	0.70%	2	100.00	100.00%
11/24/2019	\$112.00	0.45%	0.27%	2	2.62	50.00%
11/10/2019	\$56.00	0.22%	0.14%	1	100.00	100.00%
11/3/2019	(\$131.50)	(0.53%)	(0.32%)	1	0.00	0.00%
10/27/2019	\$237.00	0.95%	0.58%	2	3.91	50.00%
10/20/2019	(\$69.00)	(0.28%)	(0.17%)	1	0.00	0.00%
10/13/2019	\$612.00	2.45%	1.52%	2	2.85	50.00%
10/6/2019	\$593.00	2.37%	1.49%	3	100.00	100.00%
9/29/2019	\$899.50	3.60%	2.31%	2	3.52	50.00%
9/22/2019	(\$356.50)	(1.43%)	(0.91%)	1	0.00	0.00%
9/15/2019	(\$31.50)	(0.13%)	(0.08%)	1	0.00	0.00%
9/8/2019	(\$25.50)	(0.10%)	(0.06%)	2	0.95	50.00%
9/1/2019	\$268.50	1.07%	0.69%	1	100.00	100.00%
8/25/2019	(\$356.50)	(1.43%)	(0.91%)	1	0.00	0.00%
8/11/2019	\$899.50	3.60%	2.34%	2	100.00	100.00%
8/4/2019	\$1,193.50	4.77%	3.20%	1	100.00	100.00%
7/21/2019	\$243.50	0.97%	0.66%	1	100.00	100.00%
7/7/2019	(\$356.50)	(1.43%)	(0.95%)	1	0.00	0.00%
6/30/2019	\$843.50	3.37%	2.31%	1	100.00	100.00%
6/23/2019	(\$106.50)	(0.43%)	(0.29%)	1	0.00	0.00%
6/16/2019	(\$325.50)	(1.30%)	(0.88%)	2	0.09	50.00%
6/9/2019	(\$313.00)	(1.25%)	(0.84%)	2	0.12	50.00%
6/2/2019	\$737.00	2.95%	2.02%	2	100.00	100.00%
5/26/2019	(\$713.00)	(2.85%)	(1.91%)	2	0.00	0.00%
5/19/2019	\$256.00	1.02%	0.69%	1	100.00	100.00%
5/12/2019	\$1,349.50	5.40%	3.78%	2	100.00	100.00%
4/28/2019	\$549.50	2.20%	1.56%	2	29.92	50.00%
4/21/2019	\$956.00	3.82%	2.80%	1	100.00	100.00%
3/31/2019	\$499.50	2.00%	1.48%	2	100.00	100.00%
3/24/2019	(\$950.50)	(3.80%)	(2.75%)	2	0.00	0.00%
3/17/2019	(\$538.00)	(2.15%)	(1.53%)	2	0.00	0.00%
3/10/2019	\$2,274.00	9.10%	6.92%	4	120.68	75.00%
2/24/2019	(\$675.50)	(2.70%)	(2.01%)	2	0.00	0.00%
2/17/2019	\$274.50	1.10%	0.82%	2	43.23	50.00%
2/10/2019	(\$157.00)	(0.63%)	(0.47%)	3	0.78	33.33%
2/3/2019	(\$519.00)	(2.08%)	(1.53%)	1	0.00	0.00%
1/20/2019	(\$163.00)	(0.65%)	(0.48%)	2	0.54	50.00%
1/13/2019	\$199.50	0.80%	0.59%	2	1.56	50.00%
12/30/2018	\$1,781.00	7.12%	5.54%	1	100.00	100.00%
12/23/2018	(\$869.00)	(3.48%)	(2.63%)	1	0.00	0.00%
11/25/2018	\$6.00	0.02%	0.02%	1	100.00	100.00%
11/4/2018	\$1,349.50	5.40%	4.26%	2	10.37	50.00%
10/28/2018	\$93.00	0.37%	0.29%	3	1.26	66.67%
10/14/2018	\$1,362.00	5.45%	4.51%	2	9.06	50.00%
10/7/2018	(\$319.00)	(1.28%)	(1.05%)	1	0.00	0.00%
9/30/2018	(\$388.00)	(1.55%)	(1.26%)	2	0.00	0.00%
9/16/2018	\$281.00	1.12%	0.92%	1	100.00	100.00%

9/9/2018	(\$356.50)	(1.43%)	(1.15%)	1	0.00	0.00%
9/2/2018	\$43.50	0.17%	0.14%	1	100.00	100.00%
8/26/2018	\$774.50	3.10%	2.57%	2	100.00	100.00%
8/19/2018	\$312.00	1.25%	1.05%	2	49.00	50.00%
8/12/2018	\$30.50	0.12%	0.10%	3	1.04	66.67%
8/5/2018	\$68.50	0.27%	0.23%	1	100.00	100.00%
7/29/2018	\$181.00	0.72%	0.61%	1	100.00	100.00%
7/22/2018	(\$488.00)	(1.95%)	(1.62%)	2	0.00	0.00%
7/8/2018	\$180.50	0.72%	0.60%	3	2.07	66.67%
7/1/2018	\$756.00	3.02%	2.60%	1	100.00	100.00%
6/24/2018	(\$150.50)	(0.60%)	(0.51%)	2	0.55	50.00%
6/10/2018	(\$63.00)	(0.25%)	(0.21%)	2	0.00	0.00%
6/3/2018	(\$500.50)	(2.00%)	(1.68%)	2	0.00	0.00%
5/27/2018	\$1,249.50	5.00%	4.37%	2	100.00	100.00%
5/20/2018	(\$563.00)	(2.25%)	(1.93%)	2	0.00	0.00%
5/13/2018	\$212.00	0.85%	0.73%	2	2.35	50.00%
5/6/2018	(\$26.00)	(0.10%)	(0.09%)	4	0.94	50.00%
4/29/2018	(\$356.50)	(1.43%)	(1.22%)	1	0.00	0.00%
4/22/2018	\$193.50	0.77%	0.66%	1	100.00	100.00%
4/15/2018	\$343.50	1.37%	1.19%	1	100.00	100.00%
4/8/2018	\$81.00	0.32%	0.28%	1	100.00	100.00%
3/18/2018	(\$319.00)	(1.28%)	(1.10%)	1	0.00	0.00%
3/11/2018	(\$669.50)	(2.68%)	(2.25%)	3	0.06	33.33%
3/4/2018	\$1,443.50	5.77%	5.11%	1	100.00	100.00%
2/25/2018	\$193.50	0.77%	0.69%	1	100.00	100.00%
1/21/2018	(\$7.00)	(0.03%)	(0.02%)	3	0.99	33.33%
1/14/2018	(\$607.00)	(2.43%)	(2.12%)	3	0.01	33.33%
1/7/2018	\$493.00	1.97%	1.75%	3	4.75	66.67%
12/31/2017	\$193.00	0.77%	0.69%	3	1.93	66.67%
12/10/2017	\$243.00	0.97%	0.88%	3	100.00	100.00%
12/3/2017	(\$38.00)	(0.15%)	(0.14%)	2	0.14	50.00%
11/26/2017	\$786.50	3.15%	2.91%	4	2.80	50.00%
11/19/2017	\$137.00	0.55%	0.51%	2	5.35	50.00%
11/12/2017	\$568.50	2.27%	2.16%	1	100.00	100.00%
11/5/2017	(\$356.50)	(1.43%)	(1.34%)	1	0.00	0.00%
10/29/2017	(\$169.00)	(0.68%)	(0.63%)	1	0.00	0.00%
10/22/2017	\$537.00	2.15%	2.04%	2	10.50	50.00%
10/15/2017	(\$194.00)	(0.78%)	(0.73%)	1	0.00	0.00%
10/8/2017	(\$356.50)	(1.43%)	(1.33%)	1	0.00	0.00%
10/1/2017	\$512.00	2.05%	1.95%	2	100.00	100.00%
9/24/2017	(\$188.00)	(0.75%)	(0.71%)	2	0.19	50.00%
9/17/2017	(\$44.00)	(0.18%)	(0.17%)	1	0.00	0.00%
9/10/2017	\$299.50	1.20%	1.14%	2	47.08	50.00%
8/27/2017	\$430.50	1.72%	1.67%	3	8.62	66.67%
8/20/2017	\$337.00	1.35%	1.32%	2	2.74	50.00%
8/13/2017	\$162.00	0.65%	0.64%	2	2.52	50.00%
8/6/2017	\$156.00	0.62%	0.62%	1	100.00	100.00%
7/30/2017	(\$356.50)	(1.43%)	(1.40%)	1	0.00	0.00%
7/23/2017	\$6.00	0.02%	0.02%	1	100.00	100.00%
7/16/2017	\$331.00	1.32%	1.31%	1	100.00	100.00%
7/9/2017	\$130.50	0.52%	0.52%	3	1.50	33.33%
7/2/2017	(\$356.50)	(1.43%)	(1.40%)	1	0.00	0.00%
6/25/2017	(\$650.50)	(2.60%)	(2.50%)	2	0.00	0.00%
6/18/2017	\$268.50	1.07%	1.04%	1	100.00	100.00%
6/11/2017	(\$156.50)	(0.63%)	(0.60%)	1	0.00	0.00%
6/4/2017	(\$144.00)	(0.58%)	(0.55%)	1	0.00	0.00%
5/21/2017	(\$163.00)	(0.65%)	(0.62%)	2	0.16	50.00%
5/14/2017	\$105.50	0.42%	0.40%	3	1.34	66.67%
5/7/2017	(\$81.50)	(0.33%)	(0.31%)	1	0.00	0.00%
4/23/2017	\$362.00	1.45%	1.40%	2	100.00	100.00%
4/16/2017	(\$181.50)	(0.73%)	(0.70%)	1	0.00	0.00%

4/9/2017	(\$344.00)	(1.38%)	(1.30%)	1	0.00	0.00%
4/2/2017	\$106.00	0.42%	0.40%	1	100.00	100.00%
3/12/2017	\$68.50	0.27%	0.26%	1	100.00	100.00%
2/26/2017	\$381.00	1.52%	1.47%	1	100.00	100.00%
2/19/2017	\$81.00	0.32%	0.31%	1	100.00	100.00%
2/12/2017	\$256.00	1.02%	1.00%	1	100.00	100.00%
2/5/2017	\$393.00	1.57%	1.57%	3	3.03	66.67%
1/29/2017	\$231.00	0.92%	0.93%	1	100.00	100.00%
1/22/2017	\$487.00	1.95%	2.00%	2	100.00	100.00%
1/15/2017	(\$69.00)	(0.28%)	(0.28%)	1	0.00	0.00%
1/8/2017	(\$31.50)	(0.13%)	(0.13%)	1	0.00	0.00%
1/1/2017	(\$513.00)	(2.05%)	(2.05%)	2	0.23	50.00%

Periodical Returns - Daily

Period	Net Profit	Return on IE	Return on TE	# Trades	Profit Factor	% Profitable
3/31/2023	\$806.00	3.22%	0.99%	1	100.00	100.00%
3/30/2023	(\$144.00)	(0.58%)	(0.18%)	1	0.00	0.00%
3/20/2023	\$256.00	1.02%	0.31%	1	100.00	100.00%
3/14/2023	(\$356.50)	(1.43%)	(0.44%)	1	0.00	0.00%
3/9/2023	(\$356.50)	(1.43%)	(0.43%)	1	0.00	0.00%
3/6/2023	(\$219.00)	(0.88%)	(0.27%)	1	0.00	0.00%
3/3/2023	\$1,781.00	7.12%	2.21%	1	100.00	100.00%
2/27/2023	(\$456.50)	(1.83%)	(0.56%)	1	0.00	0.00%
2/13/2023	\$1,131.00	4.52%	1.41%	1	100.00	100.00%
1/23/2023	\$2,031.00	8.12%	2.60%	1	100.00	100.00%
1/18/2023	(\$1,806.50)	(7.23%)	(2.26%)	1	0.00	0.00%
1/11/2023	(\$356.50)	(1.43%)	(0.44%)	1	0.00	0.00%
1/9/2023	\$193.50	0.77%	0.24%	1	100.00	100.00%
1/6/2023	\$2,768.50	11.07%	3.59%	1	100.00	100.00%
12/29/2022	\$1,218.50	4.87%	1.60%	1	100.00	100.00%
12/28/2022	(\$456.50)	(1.83%)	(0.60%)	1	0.00	0.00%
12/21/2022	(\$356.50)	(1.43%)	(0.46%)	1	0.00	0.00%
12/14/2022	\$531.00	2.12%	0.70%	1	100.00	100.00%
12/8/2022	(\$156.50)	(0.63%)	(0.20%)	1	0.00	0.00%
11/24/2022	(\$56.50)	(0.23%)	(0.07%)	1	0.00	0.00%
11/23/2022	(\$194.00)	(0.78%)	(0.25%)	1	0.00	0.00%
11/10/2022	\$218.50	0.87%	0.29%	1	100.00	100.00%
10/28/2022	\$2,781.00	11.12%	3.78%	1	100.00	100.00%
10/25/2022	\$631.00	2.52%	0.86%	1	100.00	100.00%
10/17/2022	(\$544.00)	(2.18%)	(0.74%)	1	0.00	0.00%
10/4/2022	(\$356.50)	(1.43%)	(0.48%)	1	0.00	0.00%
9/12/2022	(\$356.50)	(1.43%)	(0.48%)	1	0.00	0.00%
9/9/2022	\$406.00	1.62%	0.55%	1	100.00	100.00%
8/25/2022	(\$281.50)	(1.13%)	(0.38%)	1	0.00	0.00%
8/11/2022	(\$581.50)	(2.33%)	(0.78%)	1	0.00	0.00%
8/8/2022	(\$356.50)	(1.43%)	(0.47%)	1	0.00	0.00%
8/3/2022	(\$256.50)	(1.03%)	(0.34%)	1	0.00	0.00%
7/29/2022	\$518.50	2.07%	0.69%	1	100.00	100.00%
7/27/2022	\$168.50	0.67%	0.23%	1	100.00	100.00%
7/15/2022	\$793.50	3.17%	1.07%	1	100.00	100.00%
7/7/2022	\$693.50	2.77%	0.95%	1	100.00	100.00%
6/28/2022	(\$431.50)	(1.73%)	(0.59%)	1	0.00	0.00%
6/24/2022	\$2,793.50	11.17%	3.94%	1	100.00	100.00%
6/21/2022	\$668.50	2.67%	0.95%	1	100.00	100.00%
6/20/2022	\$506.00	2.02%	0.73%	1	100.00	100.00%
6/17/2022	(\$1,806.50)	(7.23%)	(2.53%)	1	0.00	0.00%
6/6/2022	(\$1,381.50)	(5.53%)	(1.90%)	1	0.00	0.00%
5/30/2022	\$306.00	1.22%	0.42%	1	100.00	100.00%
5/27/2022	\$943.50	3.77%	1.32%	1	100.00	100.00%
5/26/2022	\$2,006.00	8.02%	2.88%	1	100.00	100.00%
5/23/2022	\$1,556.00	6.22%	2.29%	1	100.00	100.00%
5/13/2022	\$2,881.00	11.52%	4.42%	1	100.00	100.00%
4/27/2022	(\$1,806.50)	(7.23%)	(2.70%)	1	0.00	0.00%
4/21/2022	(\$356.50)	(1.43%)	(0.53%)	1	0.00	0.00%
4/12/2022	(\$356.50)	(1.43%)	(0.53%)	1	0.00	0.00%
3/25/2022	(\$1,106.50)	(4.43%)	(1.61%)	1	0.00	0.00%
3/22/2022	\$281.00	1.12%	0.41%	1	100.00	100.00%
3/16/2022	(\$356.50)	(1.43%)	(0.52%)	1	0.00	0.00%
3/9/2022	\$243.50	0.97%	0.35%	1	100.00	100.00%
3/2/2022	\$1,718.50	6.87%	2.57%	1	100.00	100.00%
2/25/2022	\$3,106.00	12.42%	4.87%	1	100.00	100.00%

2/15/2022	(\$194.00)	(0.78%)	(0.30%)	1	0.00	0.00%
2/9/2022	(\$356.50)	(1.43%)	(0.55%)	1	0.00	0.00%
2/2/2022	(\$456.50)	(1.83%)	(0.70%)	1	0.00	0.00%
1/26/2022	(\$1,806.50)	(7.23%)	(2.71%)	1	0.00	0.00%
1/12/2022	(\$1,144.00)	(4.58%)	(1.69%)	1	0.00	0.00%
12/30/2021	(\$456.50)	(1.83%)	(0.67%)	1	0.00	0.00%
12/28/2021	(\$294.00)	(1.18%)	(0.43%)	1	0.00	0.00%
12/27/2021	\$1,931.00	7.72%	2.90%	1	100.00	100.00%
12/23/2021	\$306.00	1.22%	0.46%	1	100.00	100.00%
12/22/2021	\$118.50	0.47%	0.18%	1	100.00	100.00%
12/10/2021	(\$719.00)	(2.88%)	(1.08%)	1	0.00	0.00%
12/7/2021	\$931.00	3.72%	1.41%	1	100.00	100.00%
12/6/2021	\$1,381.00	5.52%	2.14%	1	100.00	100.00%
12/1/2021	\$756.00	3.02%	1.19%	1	100.00	100.00%
11/25/2021	(\$244.00)	(0.98%)	(0.38%)	1	0.00	0.00%
11/22/2021	(\$356.50)	(1.43%)	(0.55%)	1	0.00	0.00%
11/16/2021	(\$356.50)	(1.43%)	(0.55%)	1	0.00	0.00%
11/5/2021	(\$356.50)	(1.43%)	(0.55%)	1	0.00	0.00%
11/4/2021	(\$369.00)	(1.48%)	(0.56%)	1	0.00	0.00%
11/2/2021	\$231.00	0.92%	0.35%	1	100.00	100.00%
10/28/2021	\$318.50	1.27%	0.49%	1	100.00	100.00%
10/26/2021	(\$656.50)	(2.63%)	(1.00%)	1	0.00	0.00%
10/20/2021	\$293.50	1.17%	0.45%	1	100.00	100.00%
10/19/2021	\$156.00	0.62%	0.24%	1	100.00	100.00%
10/15/2021	(\$106.50)	(0.43%)	(0.16%)	1	0.00	0.00%
10/14/2021	\$1,443.50	5.77%	2.26%	1	100.00	100.00%
10/7/2021	\$143.50	0.57%	0.23%	1	100.00	100.00%
10/5/2021	\$1,668.50	6.67%	2.69%	1	100.00	100.00%
9/29/2021	(\$344.00)	(1.38%)	(0.55%)	1	0.00	0.00%
9/23/2021	\$881.00	3.52%	1.43%	1	100.00	100.00%
9/21/2021	(\$669.00)	(2.68%)	(1.08%)	1	0.00	0.00%
9/9/2021	(\$356.50)	(1.43%)	(0.57%)	1	0.00	0.00%
9/6/2021	(\$44.00)	(0.18%)	(0.07%)	1	0.00	0.00%
9/2/2021	(\$256.50)	(1.03%)	(0.41%)	1	0.00	0.00%
8/30/2021	\$618.50	2.47%	1.00%	1	100.00	100.00%
8/27/2021	\$68.50	0.27%	0.11%	1	100.00	100.00%
8/24/2021	(\$56.50)	(0.23%)	(0.09%)	1	0.00	0.00%
8/23/2021	\$881.00	3.52%	1.44%	1	100.00	100.00%
8/20/2021	\$756.00	3.02%	1.25%	1	100.00	100.00%
8/10/2021	(\$419.00)	(1.68%)	(0.69%)	1	0.00	0.00%
8/6/2021	(\$6.50)	(0.03%)	(0.01%)	1	0.00	0.00%
8/5/2021	(\$131.50)	(0.53%)	(0.22%)	1	0.00	0.00%
8/2/2021	(\$356.50)	(1.43%)	(0.58%)	1	0.00	0.00%
7/29/2021	\$81.00	0.32%	0.13%	1	100.00	100.00%
7/21/2021	\$218.50	0.87%	0.36%	1	100.00	100.00%
7/20/2021	\$1,768.50	7.07%	2.98%	1	100.00	100.00%
7/9/2021	\$768.50	3.07%	1.31%	1	100.00	100.00%
7/2/2021	\$918.50	3.67%	1.59%	1	100.00	100.00%
7/1/2021	\$156.00	0.62%	0.27%	1	100.00	100.00%
6/29/2021	(\$144.00)	(0.58%)	(0.25%)	1	0.00	0.00%
6/25/2021	(\$19.00)	(0.08%)	(0.03%)	1	0.00	0.00%
6/24/2021	(\$156.50)	(0.63%)	(0.27%)	1	0.00	0.00%
6/23/2021	(\$181.50)	(0.73%)	(0.31%)	1	0.00	0.00%
6/4/2021	\$193.50	0.77%	0.33%	1	100.00	100.00%
5/27/2021	(\$169.00)	(0.68%)	(0.29%)	1	0.00	0.00%
5/24/2021	\$693.50	2.77%	1.21%	1	100.00	100.00%
5/20/2021	\$706.00	2.82%	1.25%	1	100.00	100.00%
5/14/2021	\$1,243.50	4.97%	2.25%	1	100.00	100.00%
5/13/2021	\$768.50	3.07%	1.41%	1	100.00	100.00%
5/7/2021	\$243.50	0.97%	0.45%	1	100.00	100.00%
5/3/2021	(\$356.50)	(1.43%)	(0.65%)	1	0.00	0.00%

4/28/2021	(\$381.50)	(1.53%)	(0.69%)	1	0.00	0.00%
4/26/2021	(\$206.50)	(0.83%)	(0.37%)	1	0.00	0.00%
4/15/2021	\$431.00	1.72%	0.79%	1	100.00	100.00%
4/14/2021	\$18.50	0.07%	0.03%	1	100.00	100.00%
4/9/2021	\$1,293.50	5.17%	2.42%	1	100.00	100.00%
4/5/2021	\$1,143.50	4.57%	2.18%	1	100.00	100.00%
4/1/2021	\$318.50	1.27%	0.61%	1	100.00	100.00%
3/31/2021	\$406.00	1.62%	0.79%	1	100.00	100.00%
3/26/2021	(\$31.50)	(0.13%)	(0.06%)	1	0.00	0.00%
3/22/2021	\$743.50	2.97%	1.46%	1	100.00	100.00%
3/16/2021	(\$231.50)	(0.93%)	(0.45%)	1	0.00	0.00%
3/11/2021	\$593.50	2.37%	1.17%	1	100.00	100.00%
3/10/2021	(\$419.00)	(1.68%)	(0.82%)	1	0.00	0.00%
3/9/2021	\$1,118.50	4.47%	2.24%	1	100.00	100.00%
3/8/2021	(\$481.50)	(1.93%)	(0.96%)	1	0.00	0.00%
3/1/2021	\$1,581.00	6.32%	3.24%	1	100.00	100.00%
2/15/2021	\$43.50	0.17%	0.09%	1	100.00	100.00%
2/11/2021	(\$294.00)	(1.18%)	(0.60%)	1	0.00	0.00%
2/8/2021	(\$331.50)	(1.33%)	(0.67%)	1	0.00	0.00%
2/4/2021	\$1,231.00	4.92%	2.56%	1	100.00	100.00%
2/2/2021	\$1,018.50	4.07%	2.16%	1	100.00	100.00%
1/25/2021	(\$1,806.50)	(7.23%)	(3.69%)	1	0.00	0.00%
1/20/2021	\$593.50	2.37%	1.23%	1	100.00	100.00%
1/13/2021	\$93.50	0.37%	0.19%	1	100.00	100.00%
1/8/2021	(\$594.00)	(2.38%)	(1.22%)	1	0.00	0.00%
1/7/2021	\$818.50	3.27%	1.71%	1	100.00	100.00%
1/5/2021	(\$381.50)	(1.53%)	(0.79%)	1	0.00	0.00%
12/30/2020	(\$144.00)	(0.58%)	(0.30%)	1	0.00	0.00%
12/23/2020	\$131.00	0.52%	0.27%	1	100.00	100.00%
12/14/2020	(\$356.50)	(1.43%)	(0.73%)	1	0.00	0.00%
12/4/2020	\$368.50	1.47%	0.76%	1	100.00	100.00%
12/3/2020	(\$169.00)	(0.68%)	(0.35%)	1	0.00	0.00%
12/1/2020	\$406.00	1.62%	0.84%	1	100.00	100.00%
11/26/2020	(\$69.00)	(0.28%)	(0.14%)	1	0.00	0.00%
11/24/2020	\$1,131.00	4.52%	2.40%	1	100.00	100.00%
11/23/2020	(\$819.00)	(3.28%)	(1.71%)	1	0.00	0.00%
11/13/2020	\$1,018.50	4.07%	2.17%	1	100.00	100.00%
11/5/2020	(\$356.50)	(1.43%)	(0.75%)	1	0.00	0.00%
11/4/2020	\$2,456.00	9.82%	5.48%	1	100.00	100.00%
11/3/2020	\$543.50	2.17%	1.23%	1	100.00	100.00%
11/2/2020	(\$119.00)	(0.48%)	(0.27%)	1	0.00	0.00%
10/16/2020	(\$6.50)	(0.03%)	(0.01%)	1	0.00	0.00%
10/14/2020	(\$719.00)	(2.88%)	(1.59%)	1	0.00	0.00%
10/12/2020	\$1,881.00	7.52%	4.35%	1	100.00	100.00%
10/9/2020	(\$356.50)	(1.43%)	(0.82%)	1	0.00	0.00%
10/7/2020	(\$69.00)	(0.28%)	(0.16%)	1	0.00	0.00%
10/5/2020	\$193.50	0.77%	0.45%	1	100.00	100.00%
9/30/2020	\$818.50	3.27%	1.92%	1	100.00	100.00%
9/15/2020	(\$69.00)	(0.28%)	(0.16%)	1	0.00	0.00%
9/14/2020	\$456.00	1.82%	1.08%	1	100.00	100.00%
9/10/2020	(\$1,806.50)	(7.23%)	(4.10%)	1	0.00	0.00%
9/9/2020	\$2,043.50	8.17%	4.87%	1	100.00	100.00%
8/26/2020	\$1,218.50	4.87%	2.99%	1	100.00	100.00%
8/25/2020	(\$106.50)	(0.43%)	(0.26%)	1	0.00	0.00%
8/19/2020	\$68.50	0.27%	0.17%	1	100.00	100.00%
8/18/2020	(\$356.50)	(1.43%)	(0.87%)	1	0.00	0.00%
8/17/2020	(\$44.00)	(0.18%)	(0.11%)	1	0.00	0.00%
8/11/2020	(\$356.50)	(1.43%)	(0.86%)	1	0.00	0.00%
8/10/2020	(\$856.50)	(3.43%)	(2.02%)	1	0.00	0.00%
8/5/2020	\$106.00	0.42%	0.25%	1	100.00	100.00%

8/3/2020	(\$69.00)	(0.28%)	(0.16%)	1	0.00	0.00%
7/31/2020	(\$706.50)	(2.83%)	(1.64%)	1	0.00	0.00%
7/27/2020	(\$394.00)	(1.58%)	(0.91%)	1	0.00	0.00%
7/21/2020	(\$356.50)	(1.43%)	(0.81%)	1	0.00	0.00%
7/13/2020	\$118.50	0.47%	0.27%	1	100.00	100.00%
7/10/2020	(\$219.00)	(0.88%)	(0.50%)	1	0.00	0.00%
7/6/2020	(\$256.50)	(1.03%)	(0.58%)	1	0.00	0.00%
7/2/2020	(\$356.50)	(1.43%)	(0.80%)	1	0.00	0.00%
7/1/2020	(\$356.50)	(1.43%)	(0.79%)	1	0.00	0.00%
6/30/2020	(\$256.50)	(1.03%)	(0.57%)	1	0.00	0.00%
6/5/2020	(\$356.50)	(1.43%)	(0.78%)	1	0.00	0.00%
6/3/2020	\$493.50	1.97%	1.10%	1	100.00	100.00%
5/20/2020	(\$94.00)	(0.38%)	(0.21%)	1	0.00	0.00%
5/18/2020	\$706.00	2.82%	1.59%	1	100.00	100.00%
5/8/2020	\$93.50	0.37%	0.21%	1	100.00	100.00%
5/7/2020	\$156.00	0.62%	0.35%	1	100.00	100.00%
5/5/2020	\$331.00	1.32%	0.75%	1	100.00	100.00%
4/29/2020	\$718.50	2.87%	1.67%	1	100.00	100.00%
4/27/2020	\$531.00	2.12%	1.25%	1	100.00	100.00%
4/23/2020	(\$619.00)	(2.48%)	(1.43%)	1	0.00	0.00%
4/14/2020	(\$356.50)	(1.43%)	(0.82%)	1	0.00	0.00%
4/9/2020	(\$356.50)	(1.43%)	(0.81%)	1	0.00	0.00%
4/7/2020	(\$1,806.50)	(7.23%)	(3.95%)	1	0.00	0.00%
4/6/2020	\$1,843.50	7.37%	4.20%	1	100.00	100.00%
3/24/2020	\$1,693.50	6.77%	4.01%	1	100.00	100.00%
2/19/2020	\$306.00	1.22%	0.73%	1	100.00	100.00%
2/17/2020	(\$19.00)	(0.08%)	(0.05%)	1	0.00	0.00%
2/11/2020	(\$306.50)	(1.23%)	(0.73%)	1	0.00	0.00%
2/4/2020	\$156.00	0.62%	0.37%	1	100.00	100.00%
2/3/2020	(\$356.50)	(1.43%)	(0.84%)	1	0.00	0.00%
1/28/2020	\$918.50	3.67%	2.21%	1	100.00	100.00%
1/22/2020	(\$319.00)	(1.28%)	(0.76%)	1	0.00	0.00%
1/17/2020	\$56.00	0.22%	0.13%	1	100.00	100.00%
1/16/2020	\$68.50	0.27%	0.16%	1	100.00	100.00%
1/15/2020	(\$56.50)	(0.23%)	(0.14%)	1	0.00	0.00%
1/10/2020	\$43.50	0.17%	0.10%	1	100.00	100.00%
1/8/2020	\$681.00	2.72%	1.66%	1	100.00	100.00%
12/26/2019	\$143.50	0.57%	0.35%	1	100.00	100.00%
12/20/2019	\$18.50	0.07%	0.05%	1	100.00	100.00%
12/19/2019	\$43.50	0.17%	0.11%	1	100.00	100.00%
12/16/2019	\$206.00	0.82%	0.51%	1	100.00	100.00%
12/12/2019	(\$581.50)	(2.33%)	(1.41%)	1	0.00	0.00%
12/11/2019	(\$281.50)	(1.13%)	(0.68%)	1	0.00	0.00%
12/6/2019	\$193.50	0.77%	0.47%	1	100.00	100.00%
12/4/2019	\$93.50	0.37%	0.23%	1	100.00	100.00%
11/27/2019	(\$69.00)	(0.28%)	(0.17%)	1	0.00	0.00%
11/25/2019	\$181.00	0.72%	0.44%	1	100.00	100.00%
11/12/2019	\$56.00	0.22%	0.14%	1	100.00	100.00%
11/7/2019	(\$131.50)	(0.53%)	(0.32%)	1	0.00	0.00%
11/1/2019	\$318.50	1.27%	0.78%	1	100.00	100.00%
10/28/2019	(\$81.50)	(0.33%)	(0.20%)	1	0.00	0.00%
10/22/2019	(\$69.00)	(0.28%)	(0.17%)	1	0.00	0.00%
10/17/2019	(\$331.50)	(1.33%)	(0.80%)	1	0.00	0.00%
10/15/2019	\$943.50	3.77%	2.34%	1	100.00	100.00%
10/11/2019	\$81.00	0.32%	0.20%	1	100.00	100.00%
10/10/2019	\$506.00	2.02%	1.27%	1	100.00	100.00%
10/9/2019	\$6.00	0.02%	0.02%	1	100.00	100.00%
10/4/2019	\$1,256.00	5.02%	3.26%	1	100.00	100.00%
10/1/2019	(\$356.50)	(1.43%)	(0.92%)	1	0.00	0.00%
9/24/2019	(\$356.50)	(1.43%)	(0.91%)	1	0.00	0.00%
9/19/2019	(\$31.50)	(0.13%)	(0.08%)	1	0.00	0.00%

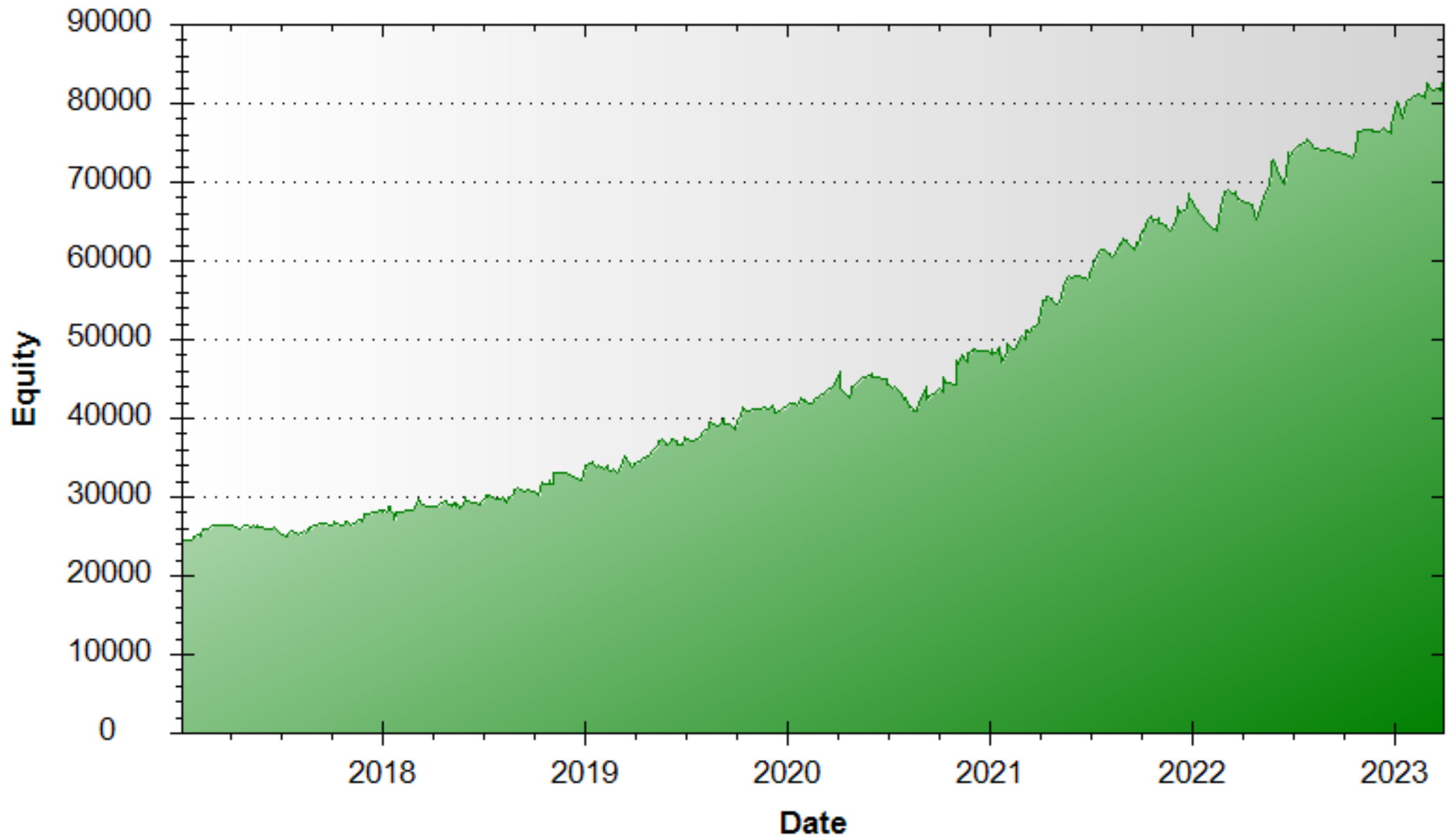
9/12/2019	(\$519.00)	(2.08%)	(1.30%)	1	0.00	0.00%
9/11/2019	\$493.50	1.97%	1.26%	1	100.00	100.00%
9/5/2019	\$268.50	1.07%	0.69%	1	100.00	100.00%
8/29/2019	(\$356.50)	(1.43%)	(0.91%)	1	0.00	0.00%
8/16/2019	\$568.50	2.27%	1.46%	1	100.00	100.00%
8/13/2019	\$331.00	1.32%	0.86%	1	100.00	100.00%
8/8/2019	\$1,193.50	4.77%	3.20%	1	100.00	100.00%
7/26/2019	\$243.50	0.97%	0.66%	1	100.00	100.00%
7/10/2019	(\$356.50)	(1.43%)	(0.95%)	1	0.00	0.00%
7/3/2019	\$843.50	3.37%	2.31%	1	100.00	100.00%
6/27/2019	(\$106.50)	(0.43%)	(0.29%)	1	0.00	0.00%
6/18/2019	(\$356.50)	(1.43%)	(0.96%)	1	0.00	0.00%
6/17/2019	\$31.00	0.12%	0.08%	1	100.00	100.00%
6/13/2019	(\$356.50)	(1.43%)	(0.95%)	1	0.00	0.00%
6/10/2019	\$43.50	0.17%	0.12%	1	100.00	100.00%
6/7/2019	\$531.00	2.12%	1.44%	1	100.00	100.00%
6/4/2019	\$206.00	0.82%	0.56%	1	100.00	100.00%
5/30/2019	(\$356.50)	(1.43%)	(0.97%)	1	0.00	0.00%
5/28/2019	(\$356.50)	(1.43%)	(0.96%)	1	0.00	0.00%
5/21/2019	\$256.00	1.02%	0.69%	1	100.00	100.00%
5/16/2019	\$568.50	2.27%	1.56%	1	100.00	100.00%
5/14/2019	\$781.00	3.12%	2.19%	1	100.00	100.00%
5/3/2019	\$568.50	2.27%	1.62%	1	100.00	100.00%
4/29/2019	(\$19.00)	(0.08%)	(0.05%)	1	0.00	0.00%
4/23/2019	\$956.00	3.82%	2.80%	1	100.00	100.00%
4/5/2019	\$31.00	0.12%	0.09%	1	100.00	100.00%
4/1/2019	\$468.50	1.87%	1.39%	1	100.00	100.00%
3/28/2019	(\$594.00)	(2.38%)	(1.73%)	1	0.00	0.00%
3/26/2019	(\$356.50)	(1.43%)	(1.03%)	1	0.00	0.00%
3/19/2019	(\$269.00)	(1.08%)	(0.77%)	1	0.00	0.00%
3/18/2019	(\$269.00)	(1.08%)	(0.77%)	1	0.00	0.00%
3/15/2019	\$493.50	1.97%	1.42%	1	100.00	100.00%
3/13/2019	\$568.50	2.27%	1.67%	1	100.00	100.00%
3/12/2019	(\$19.00)	(0.08%)	(0.06%)	1	0.00	0.00%
3/11/2019	\$1,231.00	4.92%	3.74%	1	100.00	100.00%
3/1/2019	(\$356.50)	(1.43%)	(1.07%)	1	0.00	0.00%
2/25/2019	(\$319.00)	(1.28%)	(0.95%)	1	0.00	0.00%
2/22/2019	\$281.00	1.12%	0.84%	1	100.00	100.00%
2/18/2019	(\$6.50)	(0.03%)	(0.02%)	1	0.00	0.00%
2/15/2019	(\$356.50)	(1.43%)	(1.06%)	1	0.00	0.00%
2/13/2019	(\$356.50)	(1.43%)	(1.05%)	1	0.00	0.00%
2/12/2019	\$556.00	2.22%	1.66%	1	100.00	100.00%
2/5/2019	(\$519.00)	(2.08%)	(1.53%)	1	0.00	0.00%
1/25/2019	\$193.50	0.77%	0.57%	1	100.00	100.00%
1/23/2019	(\$356.50)	(1.43%)	(1.04%)	1	0.00	0.00%
1/16/2019	(\$356.50)	(1.43%)	(1.03%)	1	0.00	0.00%
1/15/2019	\$556.00	2.22%	1.64%	1	100.00	100.00%
1/4/2019	\$1,781.00	7.12%	5.54%	1	100.00	100.00%
12/28/2018	(\$869.00)	(3.48%)	(2.63%)	1	0.00	0.00%
11/26/2018	\$6.00	0.02%	0.02%	1	100.00	100.00%
11/7/2018	\$1,493.50	5.97%	4.74%	1	100.00	100.00%
11/6/2018	(\$144.00)	(0.58%)	(0.45%)	1	0.00	0.00%
11/2/2018	(\$356.50)	(1.43%)	(1.11%)	1	0.00	0.00%
10/31/2018	\$381.00	1.52%	1.20%	1	100.00	100.00%
10/29/2018	\$68.50	0.27%	0.22%	1	100.00	100.00%
10/19/2018	(\$169.00)	(0.68%)	(0.53%)	1	0.00	0.00%
10/16/2018	\$1,531.00	6.12%	5.07%	1	100.00	100.00%
10/12/2018	(\$319.00)	(1.28%)	(1.05%)	1	0.00	0.00%
10/3/2018	(\$206.50)	(0.83%)	(0.67%)	1	0.00	0.00%
10/1/2018	(\$181.50)	(0.73%)	(0.59%)	1	0.00	0.00%

9/20/2018	\$281.00	1.12%	0.92%	1	100.00	100.00%
9/13/2018	(\$356.50)	(1.43%)	(1.15%)	1	0.00	0.00%
9/3/2018	\$43.50	0.17%	0.14%	1	100.00	100.00%
8/29/2018	\$518.50	2.07%	1.70%	1	100.00	100.00%
8/27/2018	\$256.00	1.02%	0.85%	1	100.00	100.00%
8/24/2018	\$318.50	1.27%	1.07%	1	100.00	100.00%
8/21/2018	(\$6.50)	(0.03%)	(0.02%)	1	0.00	0.00%
8/16/2018	\$418.50	1.67%	1.42%	1	100.00	100.00%
8/14/2018	\$293.50	1.17%	1.01%	1	100.00	100.00%
8/13/2018	(\$681.50)	(2.73%)	(2.29%)	1	0.00	0.00%
8/7/2018	\$68.50	0.27%	0.23%	1	100.00	100.00%
8/3/2018	\$181.00	0.72%	0.61%	1	100.00	100.00%
7/25/2018	(\$156.50)	(0.63%)	(0.53%)	1	0.00	0.00%
7/24/2018	(\$331.50)	(1.33%)	(1.10%)	1	0.00	0.00%
7/12/2018	\$106.00	0.42%	0.35%	1	100.00	100.00%
7/10/2018	(\$169.00)	(0.68%)	(0.56%)	1	0.00	0.00%
7/9/2018	\$243.50	0.97%	0.81%	1	100.00	100.00%
7/6/2018	\$756.00	3.02%	2.60%	1	100.00	100.00%
6/29/2018	\$181.00	0.72%	0.63%	1	100.00	100.00%
6/27/2018	(\$331.50)	(1.33%)	(1.13%)	1	0.00	0.00%
6/13/2018	(\$19.00)	(0.08%)	(0.06%)	1	0.00	0.00%
6/11/2018	(\$44.00)	(0.18%)	(0.15%)	1	0.00	0.00%
6/5/2018	(\$144.00)	(0.58%)	(0.49%)	1	0.00	0.00%
6/4/2018	(\$356.50)	(1.43%)	(1.19%)	1	0.00	0.00%
6/1/2018	\$393.50	1.57%	1.34%	1	100.00	100.00%
5/30/2018	\$856.00	3.42%	2.99%	1	100.00	100.00%
5/22/2018	(\$206.50)	(0.83%)	(0.72%)	1	0.00	0.00%
5/21/2018	(\$356.50)	(1.43%)	(1.22%)	1	0.00	0.00%
5/16/2018	\$368.50	1.47%	1.28%	1	100.00	100.00%
5/14/2018	(\$156.50)	(0.63%)	(0.54%)	1	0.00	0.00%
5/11/2018	(\$156.50)	(0.63%)	(0.54%)	1	0.00	0.00%
5/10/2018	\$418.50	1.67%	1.46%	1	100.00	100.00%
5/9/2018	(\$294.00)	(1.18%)	(1.01%)	1	0.00	0.00%
5/7/2018	\$6.00	0.02%	0.02%	1	100.00	100.00%
4/30/2018	(\$356.50)	(1.43%)	(1.22%)	1	0.00	0.00%
4/26/2018	\$193.50	0.77%	0.66%	1	100.00	100.00%
4/17/2018	\$343.50	1.37%	1.19%	1	100.00	100.00%
4/12/2018	\$81.00	0.32%	0.28%	1	100.00	100.00%
3/20/2018	(\$319.00)	(1.28%)	(1.10%)	1	0.00	0.00%
3/16/2018	\$43.50	0.17%	0.15%	1	100.00	100.00%
3/13/2018	(\$356.50)	(1.43%)	(1.22%)	1	0.00	0.00%
3/12/2018	(\$356.50)	(1.43%)	(1.20%)	1	0.00	0.00%
3/9/2018	\$1,443.50	5.77%	5.11%	1	100.00	100.00%
2/26/2018	\$193.50	0.77%	0.69%	1	100.00	100.00%
1/26/2018	\$1,056.00	4.22%	3.91%	1	100.00	100.00%
1/24/2018	(\$706.50)	(2.83%)	(2.55%)	1	0.00	0.00%
1/23/2018	(\$356.50)	(1.43%)	(1.27%)	1	0.00	0.00%
1/19/2018	(\$256.50)	(1.03%)	(0.91%)	1	0.00	0.00%
1/16/2018	(\$356.50)	(1.43%)	(1.24%)	1	0.00	0.00%
1/15/2018	\$6.00	0.02%	0.02%	1	100.00	100.00%
1/12/2018	\$393.50	1.57%	1.39%	1	100.00	100.00%
1/11/2018	\$231.00	0.92%	0.82%	1	100.00	100.00%
1/9/2018	(\$131.50)	(0.53%)	(0.47%)	1	0.00	0.00%
1/5/2018	\$68.50	0.27%	0.24%	1	100.00	100.00%
1/4/2018	(\$206.50)	(0.83%)	(0.73%)	1	0.00	0.00%
1/3/2018	\$331.00	1.32%	1.18%	1	100.00	100.00%
12/15/2017	\$18.50	0.07%	0.07%	1	100.00	100.00%
12/12/2017	\$218.50	0.87%	0.79%	1	100.00	100.00%
12/11/2017	\$6.00	0.02%	0.02%	1	100.00	100.00%
12/8/2017	(\$44.00)	(0.18%)	(0.16%)	1	0.00	0.00%
12/7/2017	\$6.00	0.02%	0.02%	1	100.00	100.00%

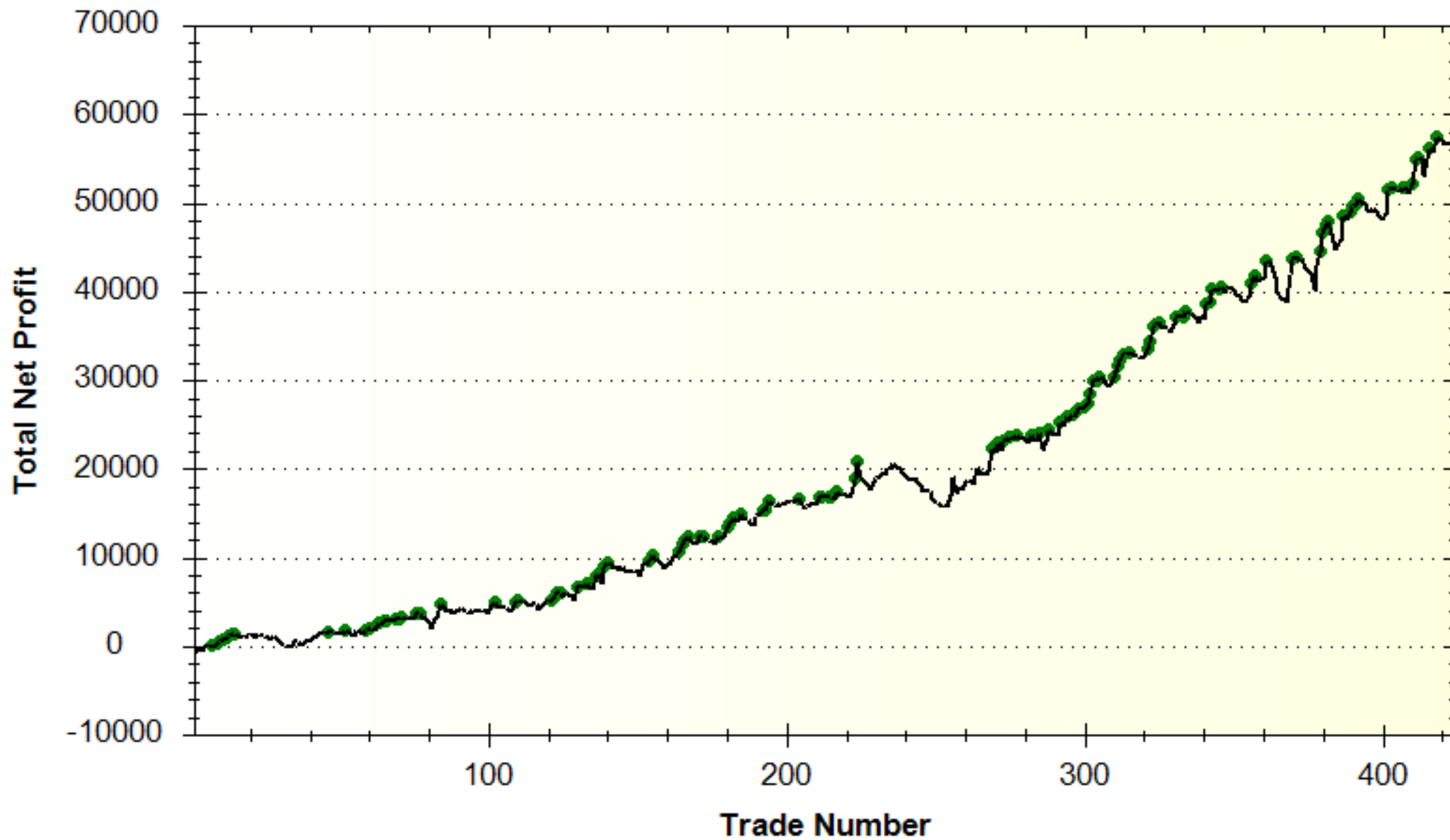
11/30/2017	\$281.00	1.12%	1.02%	1	100.00	100.00%
11/29/2017	(\$194.00)	(0.78%)	(0.70%)	1	0.00	0.00%
11/28/2017	\$943.50	3.77%	3.53%	1	100.00	100.00%
11/27/2017	(\$244.00)	(0.98%)	(0.90%)	1	0.00	0.00%
11/24/2017	(\$31.50)	(0.13%)	(0.12%)	1	0.00	0.00%
11/21/2017	\$168.50	0.67%	0.63%	1	100.00	100.00%
11/16/2017	\$568.50	2.27%	2.16%	1	100.00	100.00%
11/7/2017	(\$356.50)	(1.43%)	(1.34%)	1	0.00	0.00%
11/1/2017	(\$169.00)	(0.68%)	(0.63%)	1	0.00	0.00%
10/27/2017	\$593.50	2.37%	2.26%	1	100.00	100.00%
10/23/2017	(\$56.50)	(0.23%)	(0.22%)	1	0.00	0.00%
10/16/2017	(\$194.00)	(0.78%)	(0.73%)	1	0.00	0.00%
10/10/2017	(\$356.50)	(1.43%)	(1.33%)	1	0.00	0.00%
10/5/2017	\$393.50	1.57%	1.49%	1	100.00	100.00%
10/2/2017	\$118.50	0.47%	0.45%	1	100.00	100.00%
9/29/2017	\$43.50	0.17%	0.17%	1	100.00	100.00%
9/26/2017	(\$231.50)	(0.93%)	(0.87%)	1	0.00	0.00%
9/18/2017	(\$44.00)	(0.18%)	(0.17%)	1	0.00	0.00%
9/12/2017	(\$6.50)	(0.03%)	(0.02%)	1	0.00	0.00%
9/11/2017	\$306.00	1.22%	1.17%	1	100.00	100.00%
9/1/2017	(\$56.50)	(0.23%)	(0.21%)	1	0.00	0.00%
8/31/2017	\$18.50	0.07%	0.07%	1	100.00	100.00%
8/30/2017	\$468.50	1.87%	1.81%	1	100.00	100.00%
8/25/2017	(\$194.00)	(0.78%)	(0.75%)	1	0.00	0.00%
8/22/2017	\$531.00	2.12%	2.08%	1	100.00	100.00%
8/16/2017	(\$106.50)	(0.43%)	(0.42%)	1	0.00	0.00%
8/14/2017	\$268.50	1.07%	1.06%	1	100.00	100.00%
8/7/2017	\$156.00	0.62%	0.62%	1	100.00	100.00%
8/4/2017	(\$356.50)	(1.43%)	(1.40%)	1	0.00	0.00%
7/25/2017	\$6.00	0.02%	0.02%	1	100.00	100.00%
7/19/2017	\$331.00	1.32%	1.31%	1	100.00	100.00%
7/14/2017	\$393.50	1.57%	1.59%	1	100.00	100.00%
7/13/2017	(\$219.00)	(0.88%)	(0.88%)	1	0.00	0.00%
7/12/2017	(\$44.00)	(0.18%)	(0.18%)	1	0.00	0.00%
7/3/2017	(\$356.50)	(1.43%)	(1.40%)	1	0.00	0.00%
6/30/2017	(\$294.00)	(1.18%)	(1.14%)	1	0.00	0.00%
6/26/2017	(\$356.50)	(1.43%)	(1.37%)	1	0.00	0.00%
6/19/2017	\$268.50	1.07%	1.04%	1	100.00	100.00%
6/13/2017	(\$156.50)	(0.63%)	(0.60%)	1	0.00	0.00%
6/9/2017	(\$144.00)	(0.58%)	(0.55%)	1	0.00	0.00%
5/25/2017	\$31.00	0.12%	0.12%	1	100.00	100.00%
5/22/2017	(\$194.00)	(0.78%)	(0.74%)	1	0.00	0.00%
5/19/2017	\$256.00	1.02%	0.98%	1	100.00	100.00%
5/16/2017	(\$306.50)	(1.23%)	(1.17%)	1	0.00	0.00%
5/15/2017	\$156.00	0.62%	0.60%	1	100.00	100.00%
5/9/2017	(\$81.50)	(0.33%)	(0.31%)	1	0.00	0.00%
4/26/2017	\$231.00	0.92%	0.89%	1	100.00	100.00%
4/25/2017	\$131.00	0.52%	0.51%	1	100.00	100.00%
4/19/2017	(\$181.50)	(0.73%)	(0.70%)	1	0.00	0.00%
4/10/2017	(\$344.00)	(1.38%)	(1.30%)	1	0.00	0.00%
4/5/2017	\$106.00	0.42%	0.40%	1	100.00	100.00%
3/15/2017	\$68.50	0.27%	0.26%	1	100.00	100.00%
3/1/2017	\$381.00	1.52%	1.47%	1	100.00	100.00%
2/21/2017	\$81.00	0.32%	0.31%	1	100.00	100.00%
2/13/2017	\$256.00	1.02%	1.00%	1	100.00	100.00%
2/10/2017	\$156.00	0.62%	0.62%	1	100.00	100.00%
2/9/2017	\$431.00	1.72%	1.73%	1	100.00	100.00%
2/7/2017	(\$194.00)	(0.78%)	(0.77%)	1	0.00	0.00%
2/3/2017	\$231.00	0.92%	0.93%	1	100.00	100.00%
1/25/2017	\$93.50	0.37%	0.38%	1	100.00	100.00%

1/24/2017	\$393.50	1.57%	1.61%	1	100.00	100.00%
1/20/2017	(\$69.00)	(0.28%)	(0.28%)	1	0.00	0.00%
1/13/2017	(\$31.50)	(0.13%)	(0.13%)	1	0.00	0.00%
1/4/2017	\$156.00	0.62%	0.64%	1	100.00	100.00%
1/3/2017	(\$669.00)	(2.68%)	(2.68%)	1	0.00	0.00%

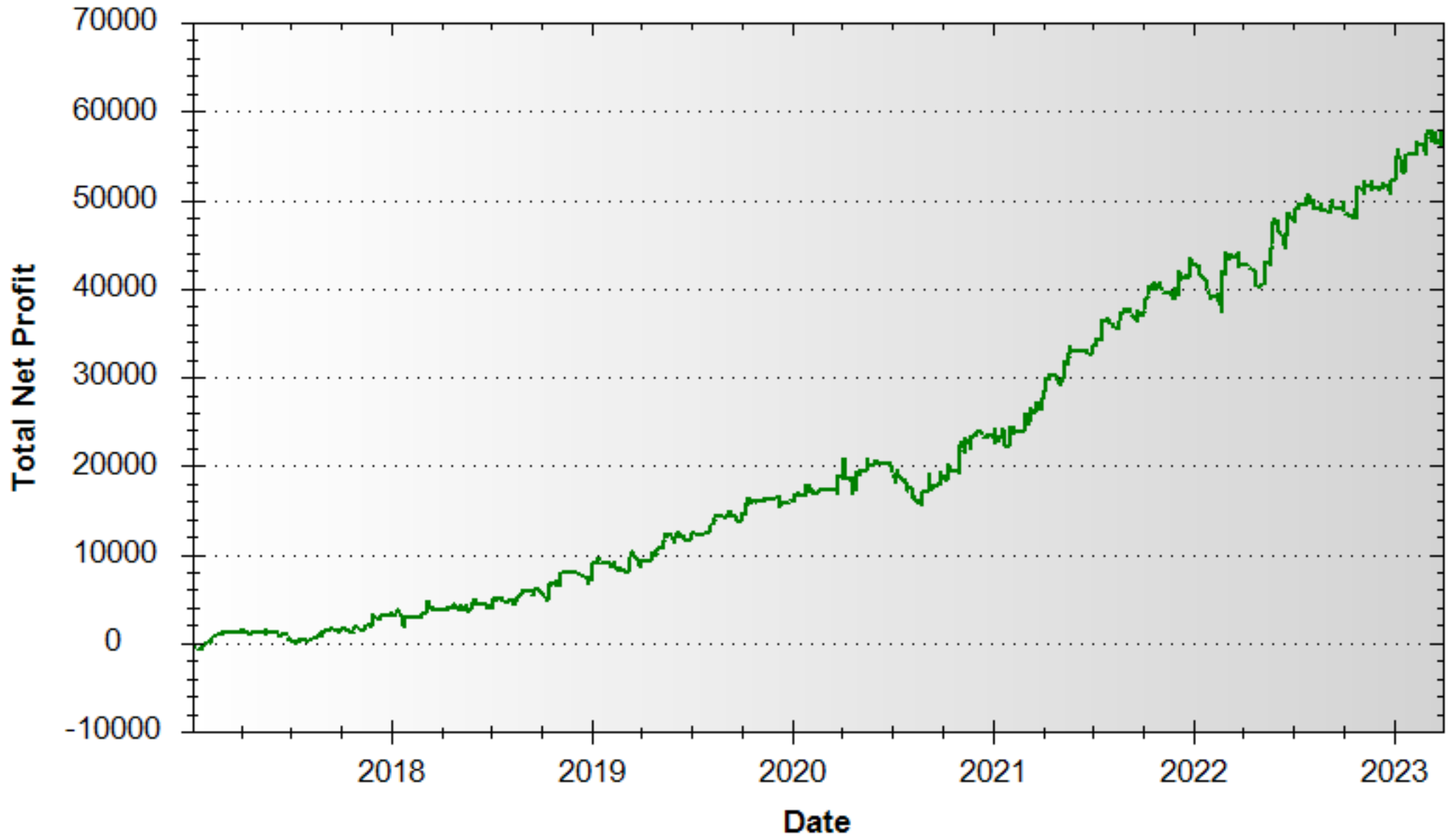
Daily Equity



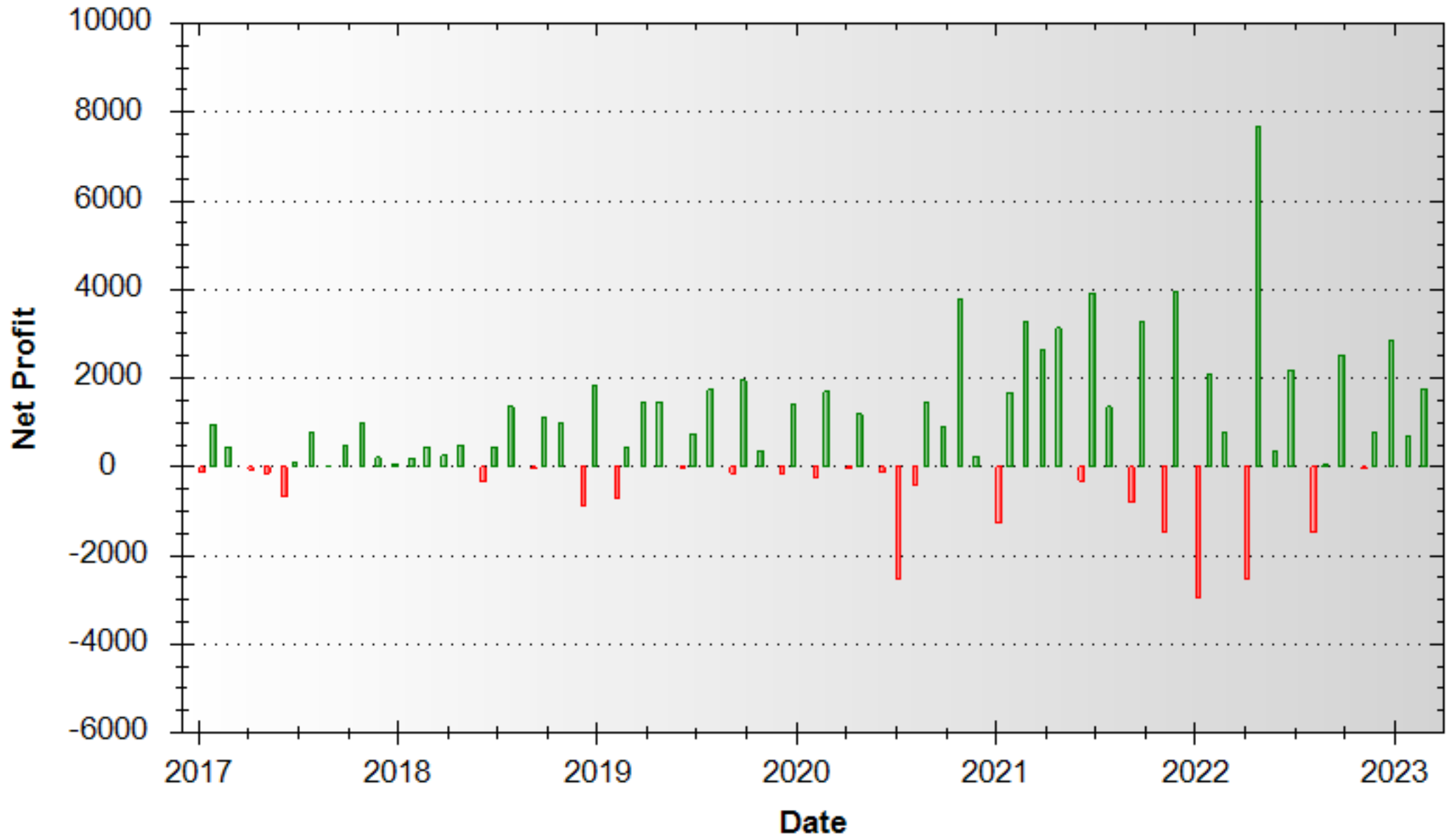
Closed Trade Equity



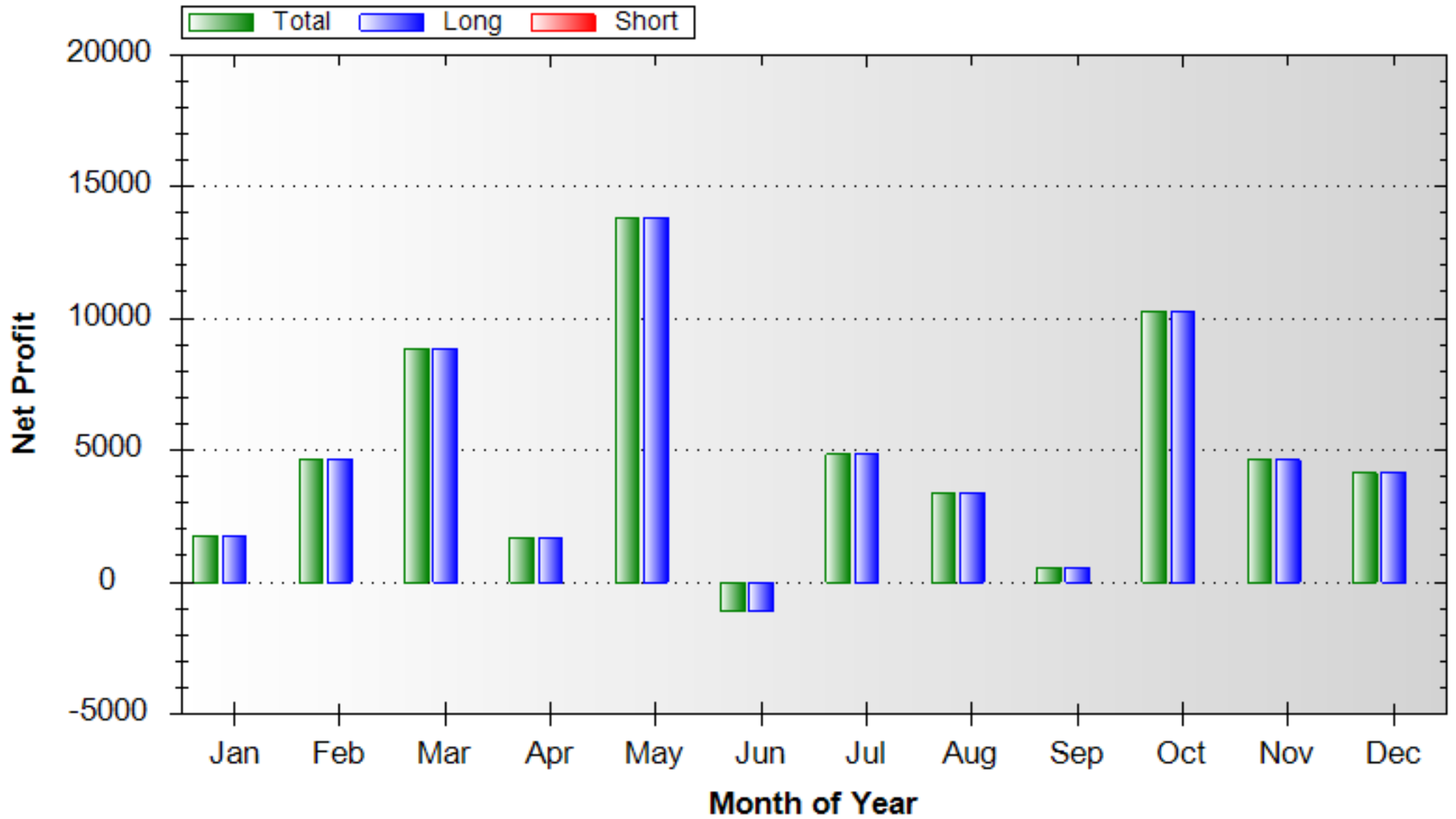
Open Trade Equity



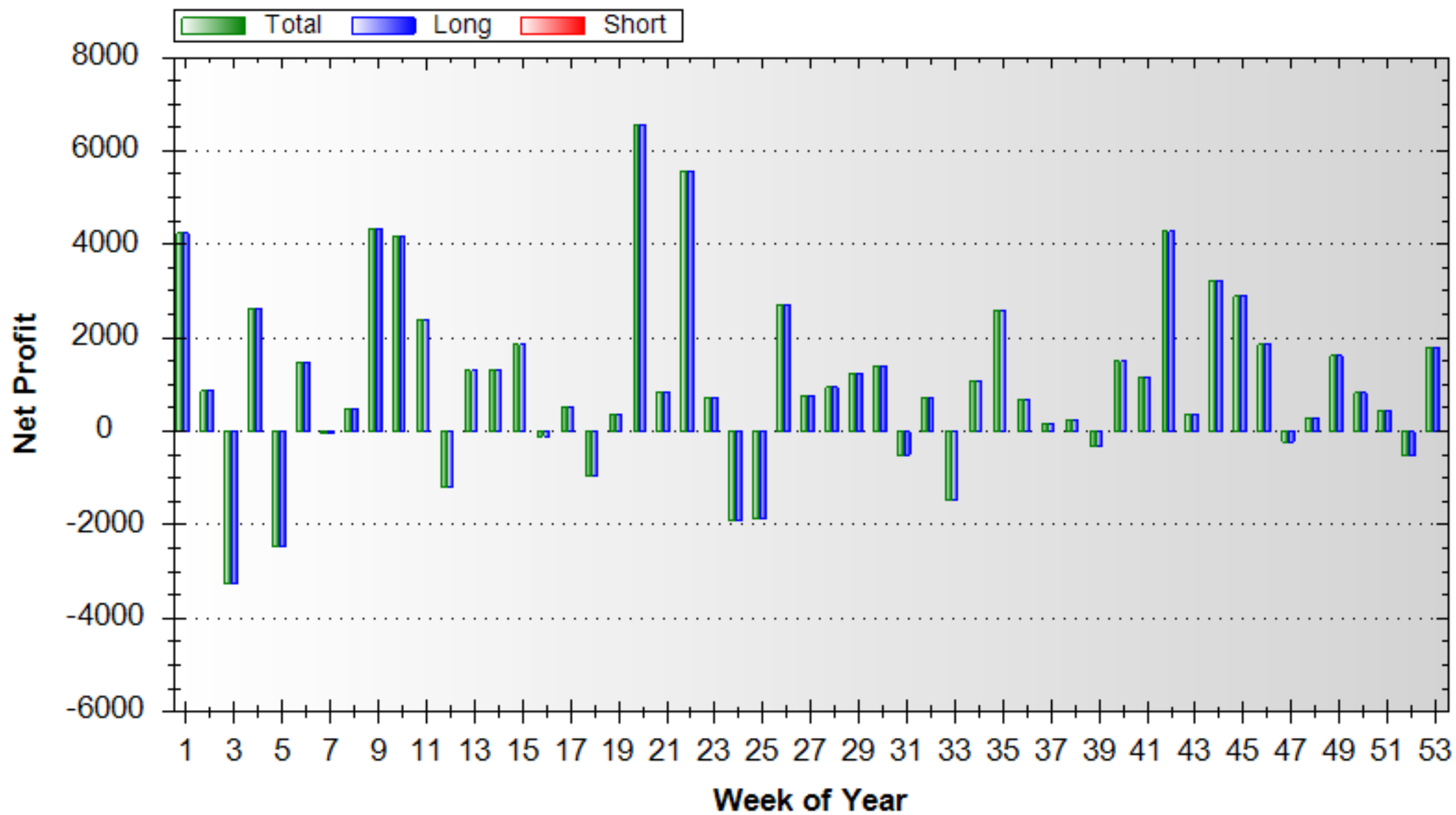
Monthly Net Profit



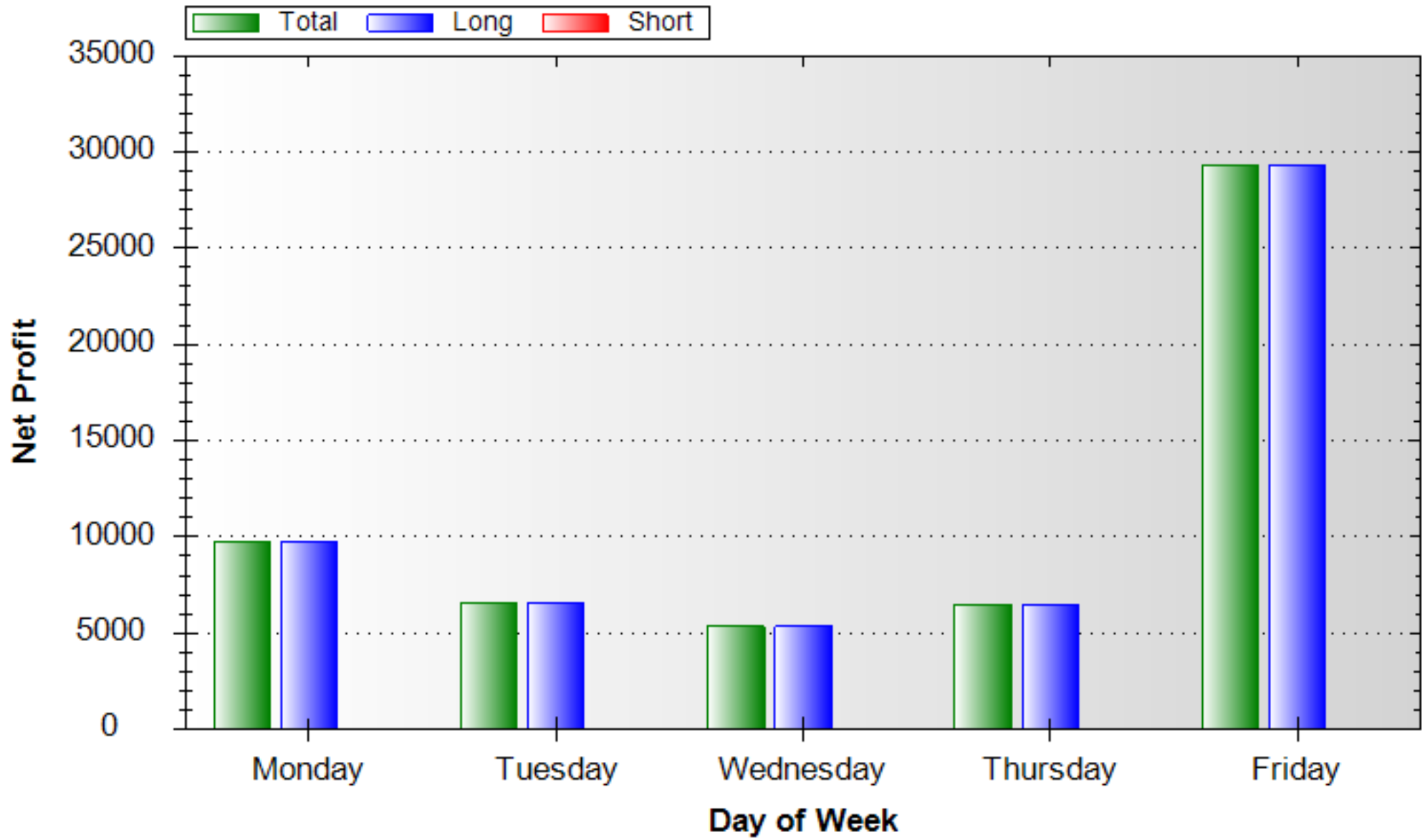
Net Profit per Month of Year



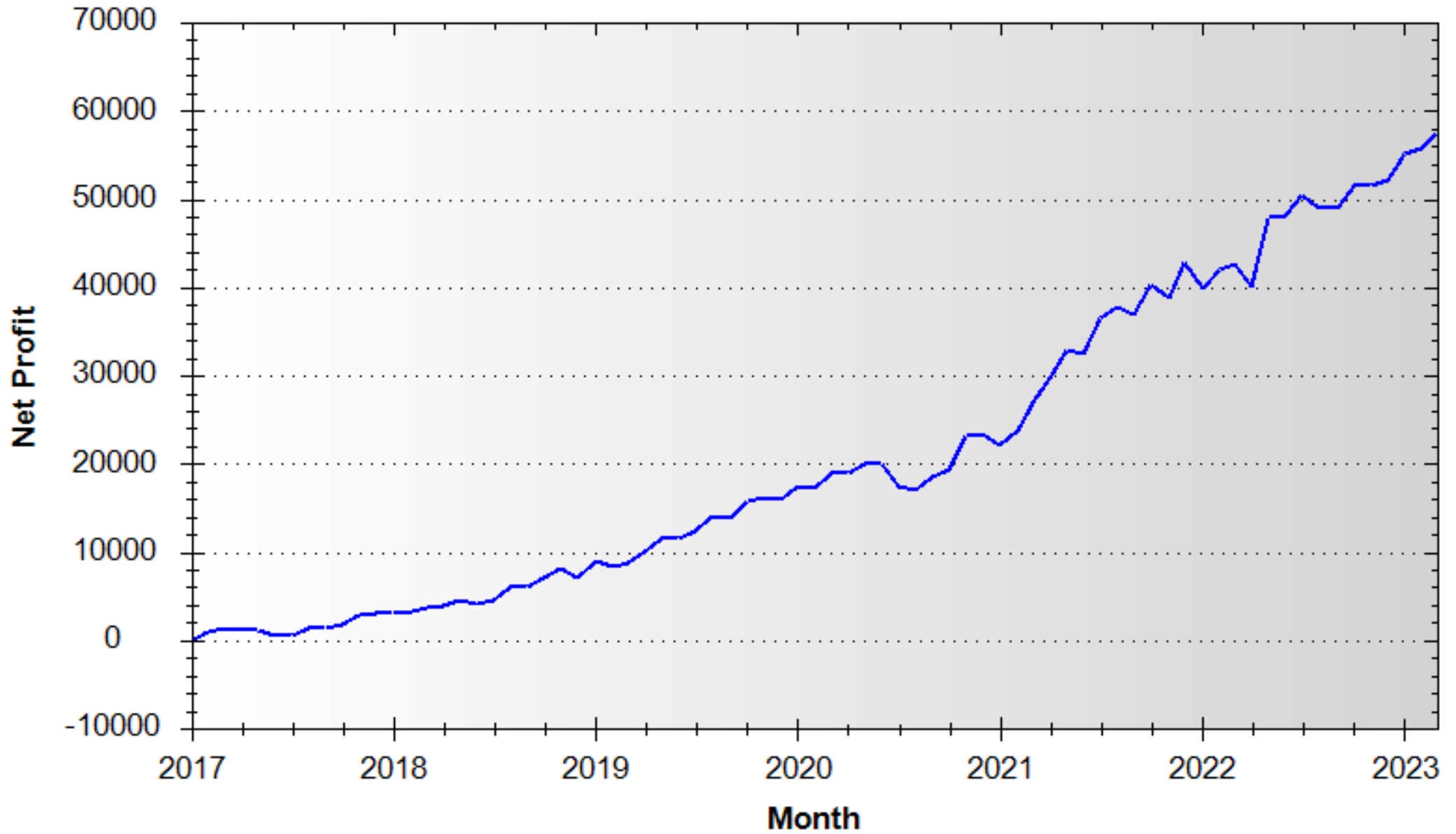
Net Profit per Week of Year



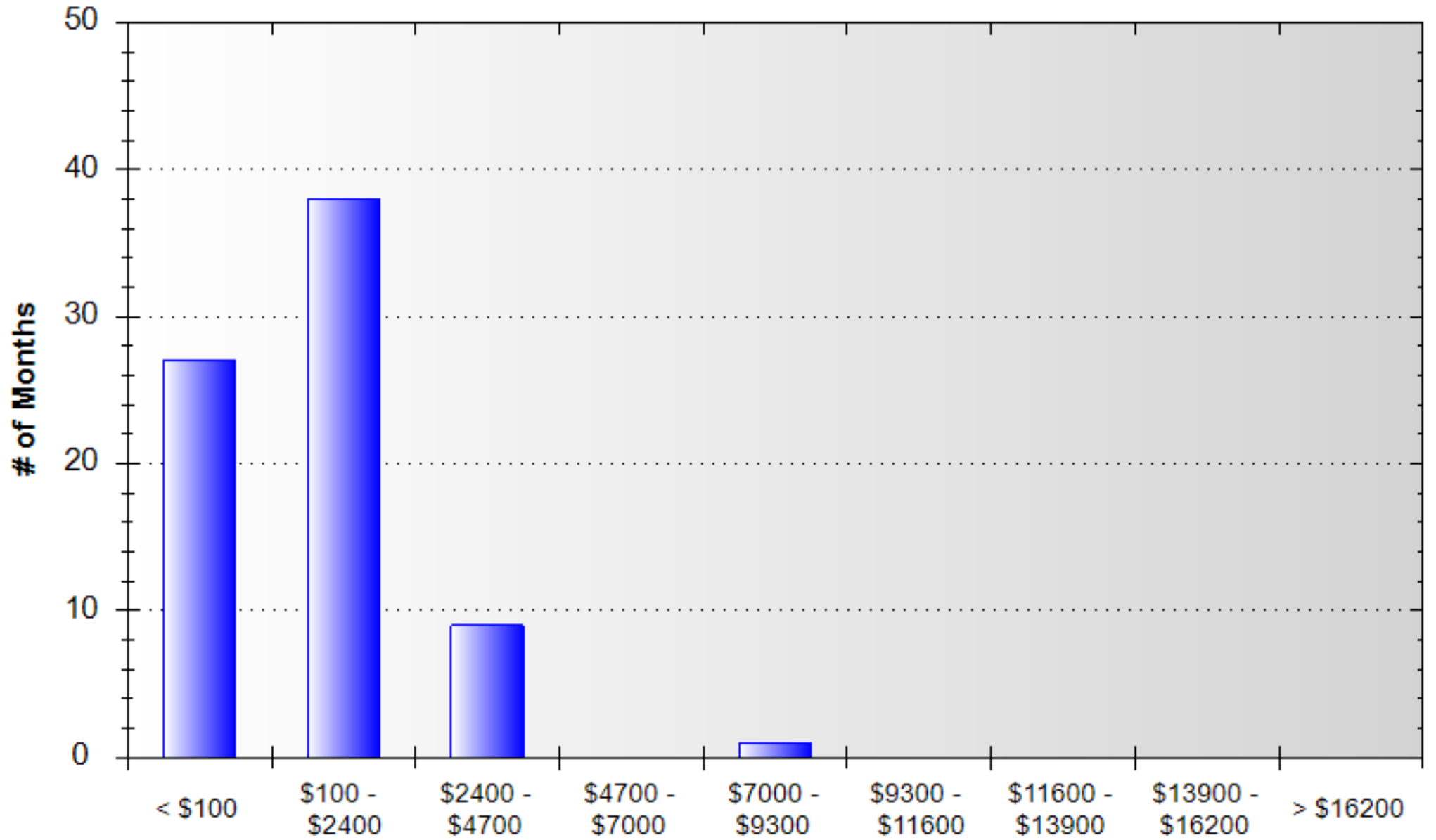
Net Profit per Day of Week



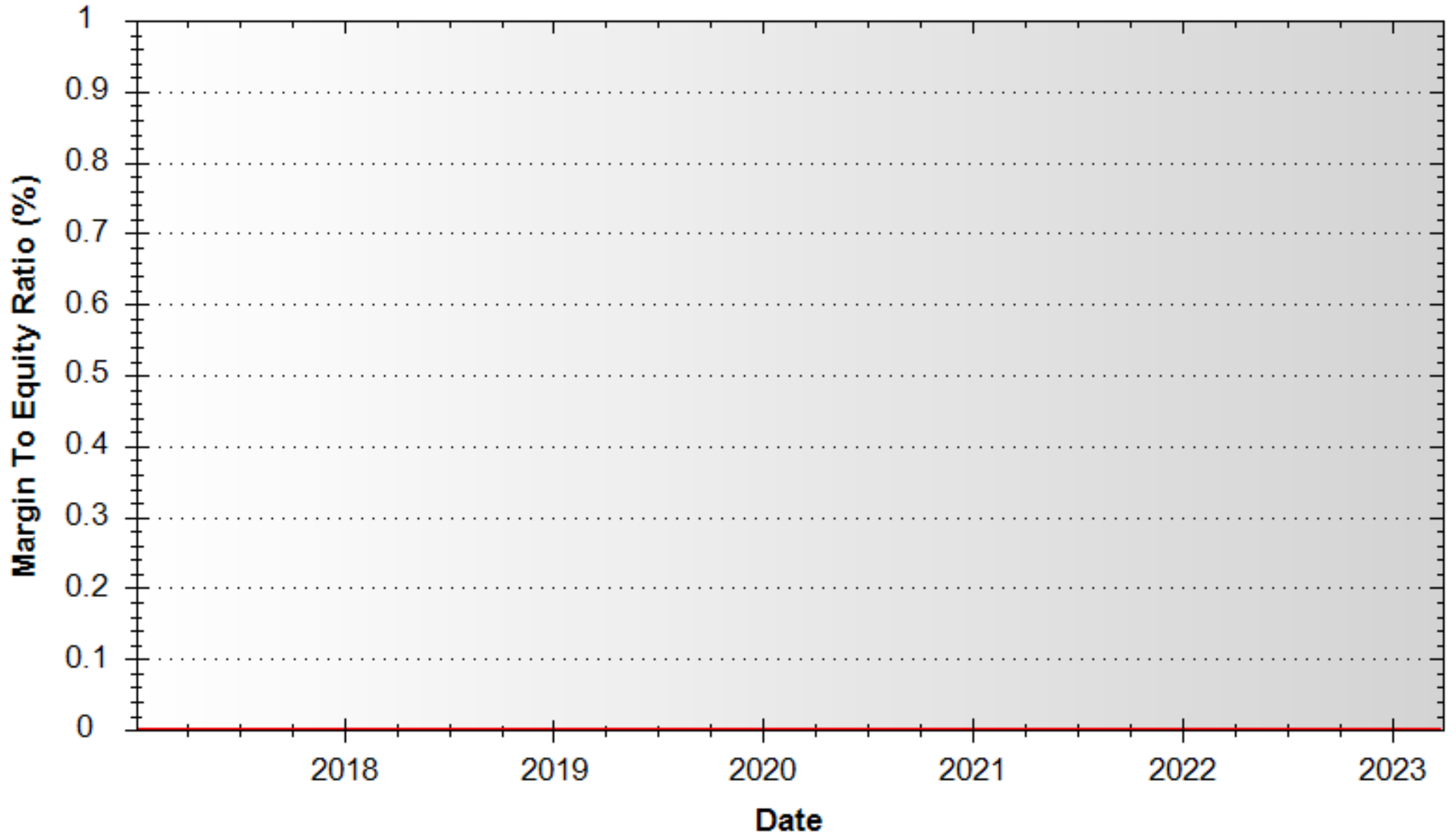
Accumulative Monthly Net Profit



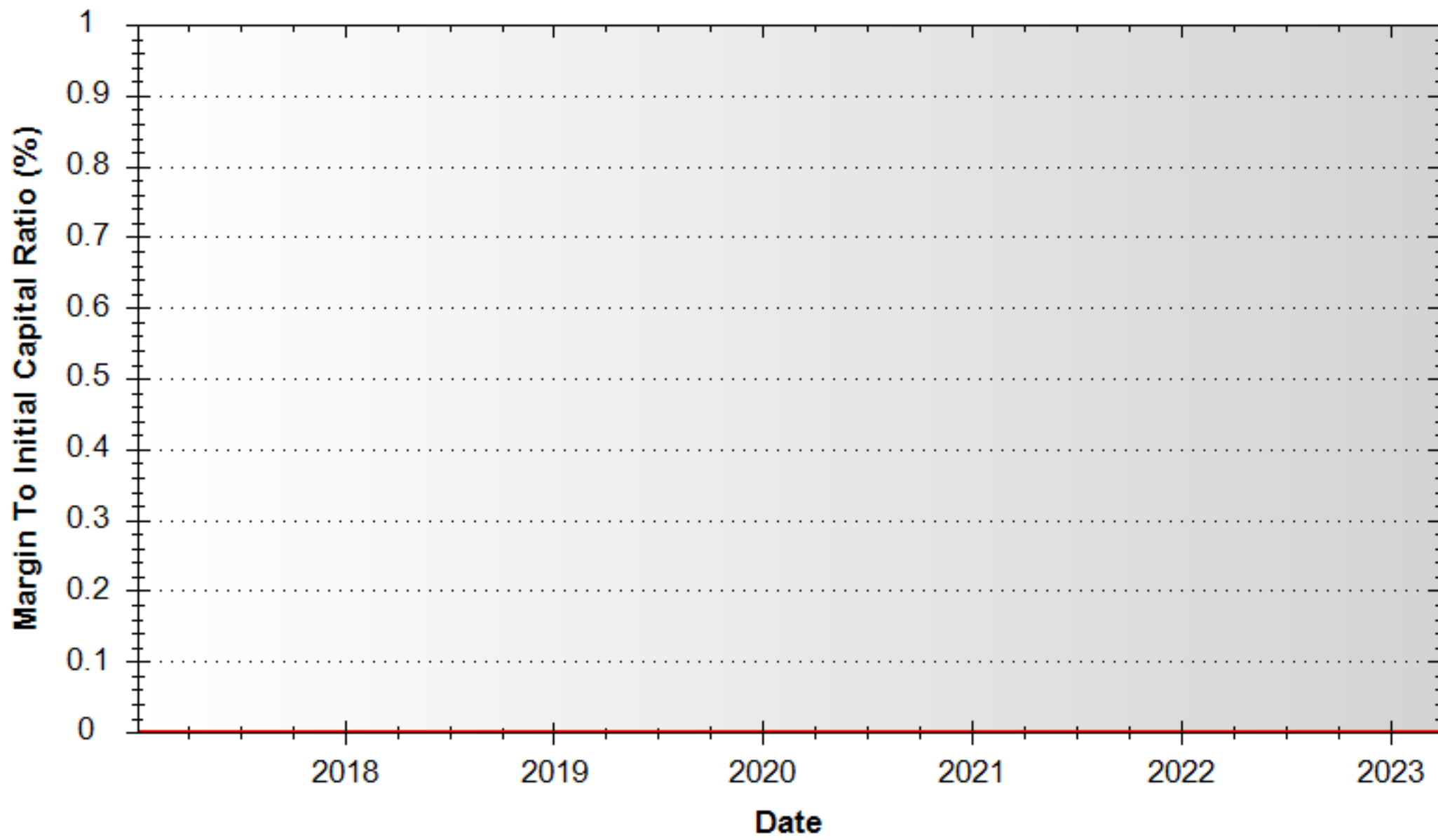
Distribution of Monthly Profit



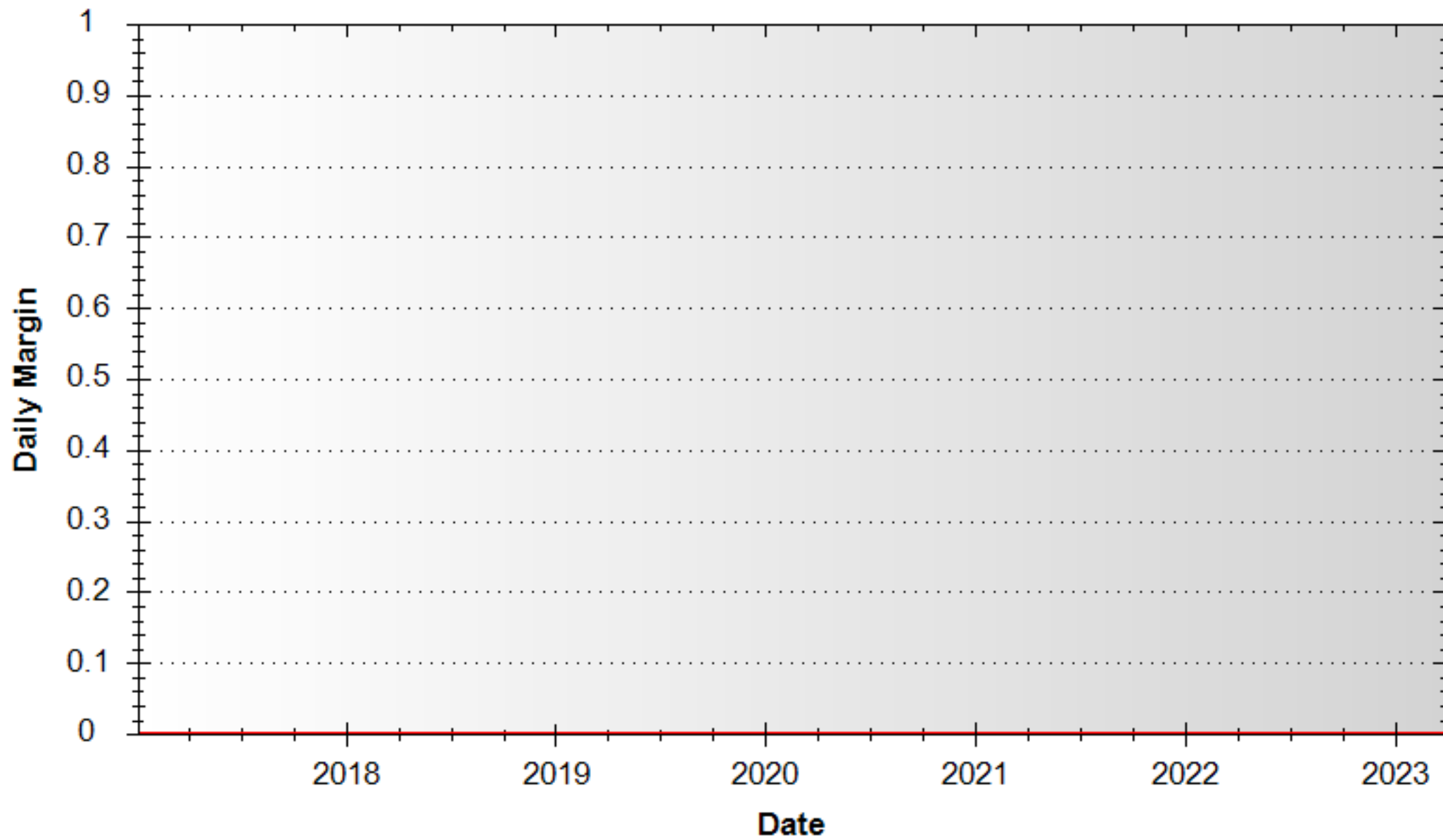
Daily Margin To Equity Ratio



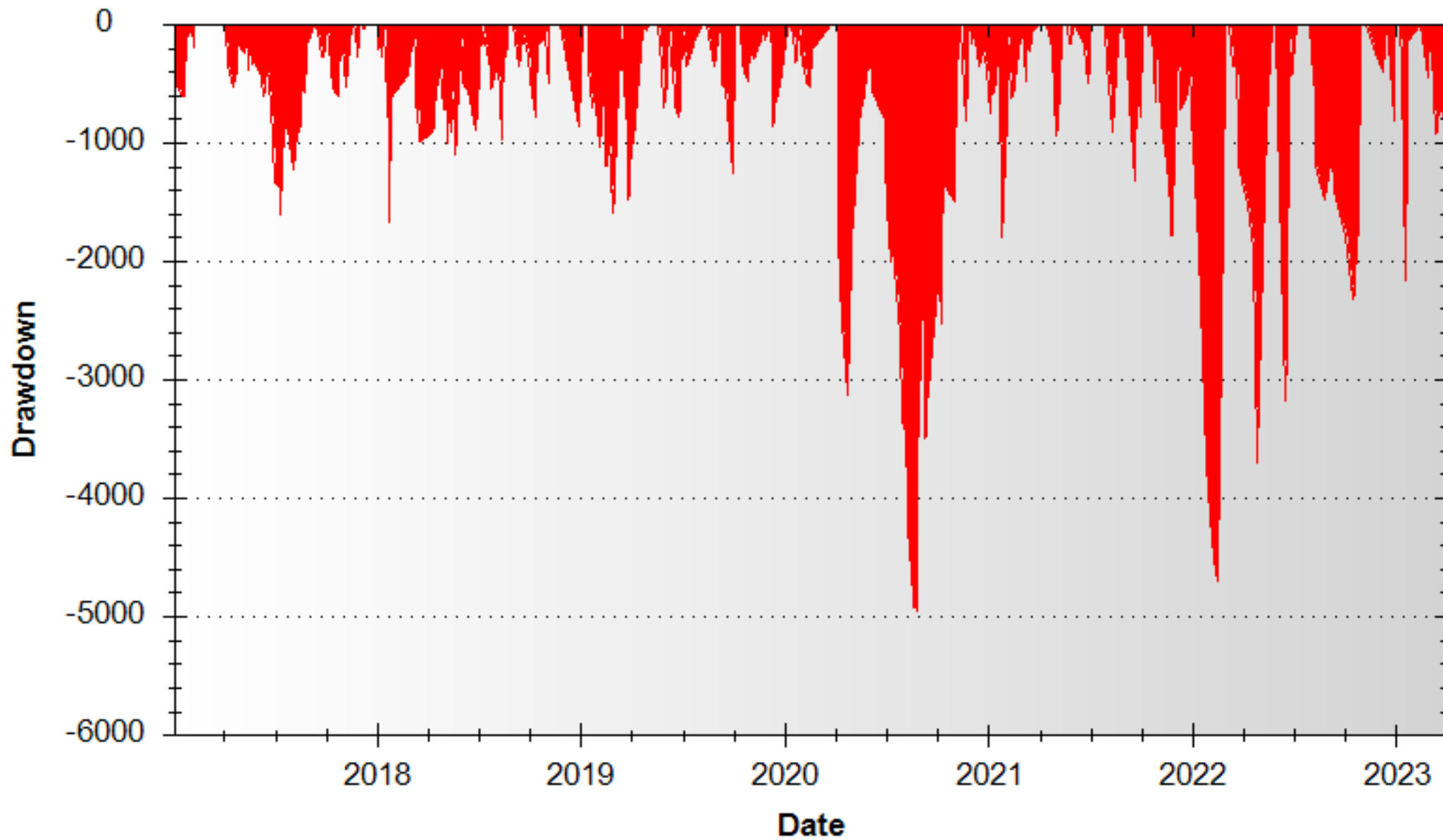
Daily Margin To Initial Capital Ratio



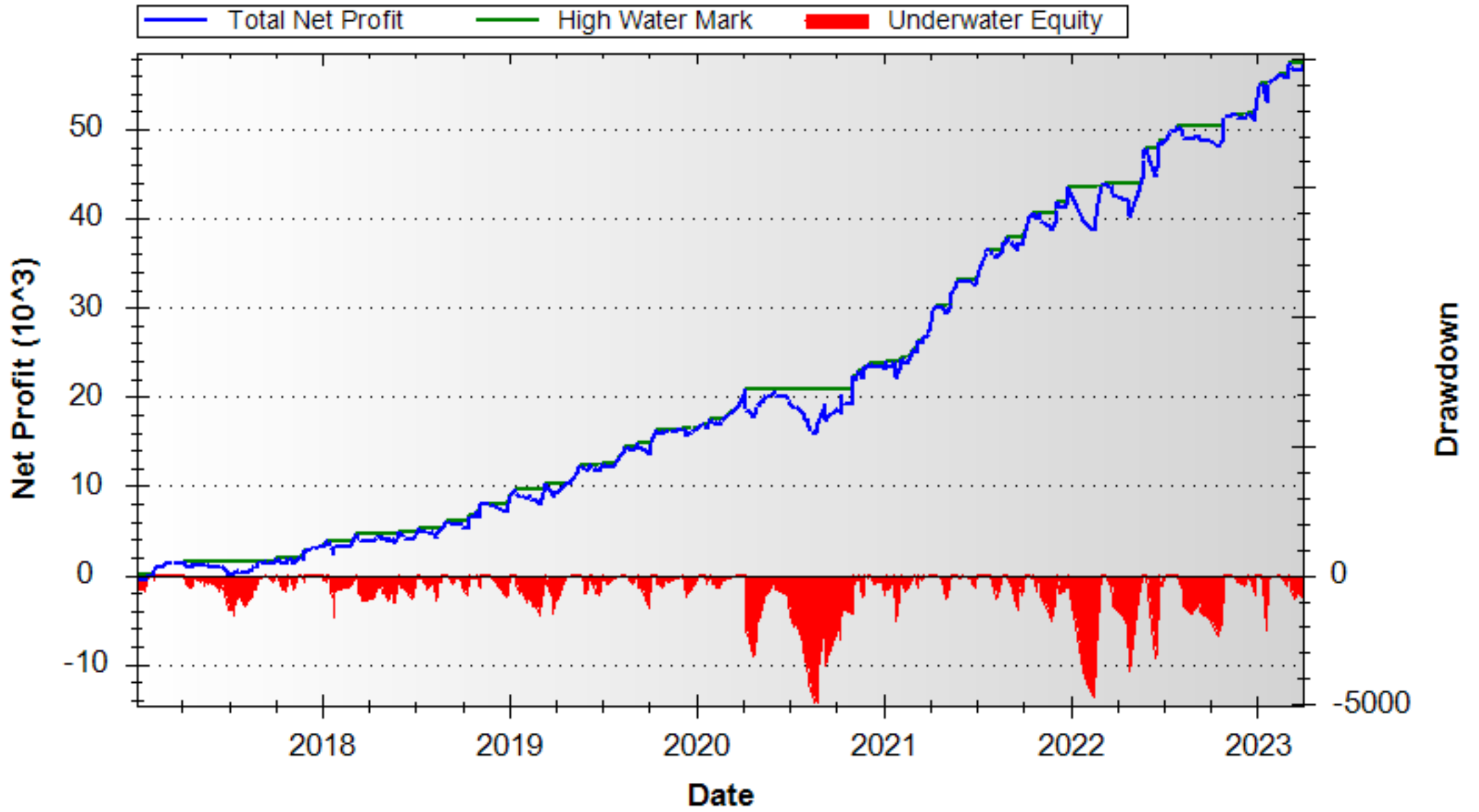
Daily Margin



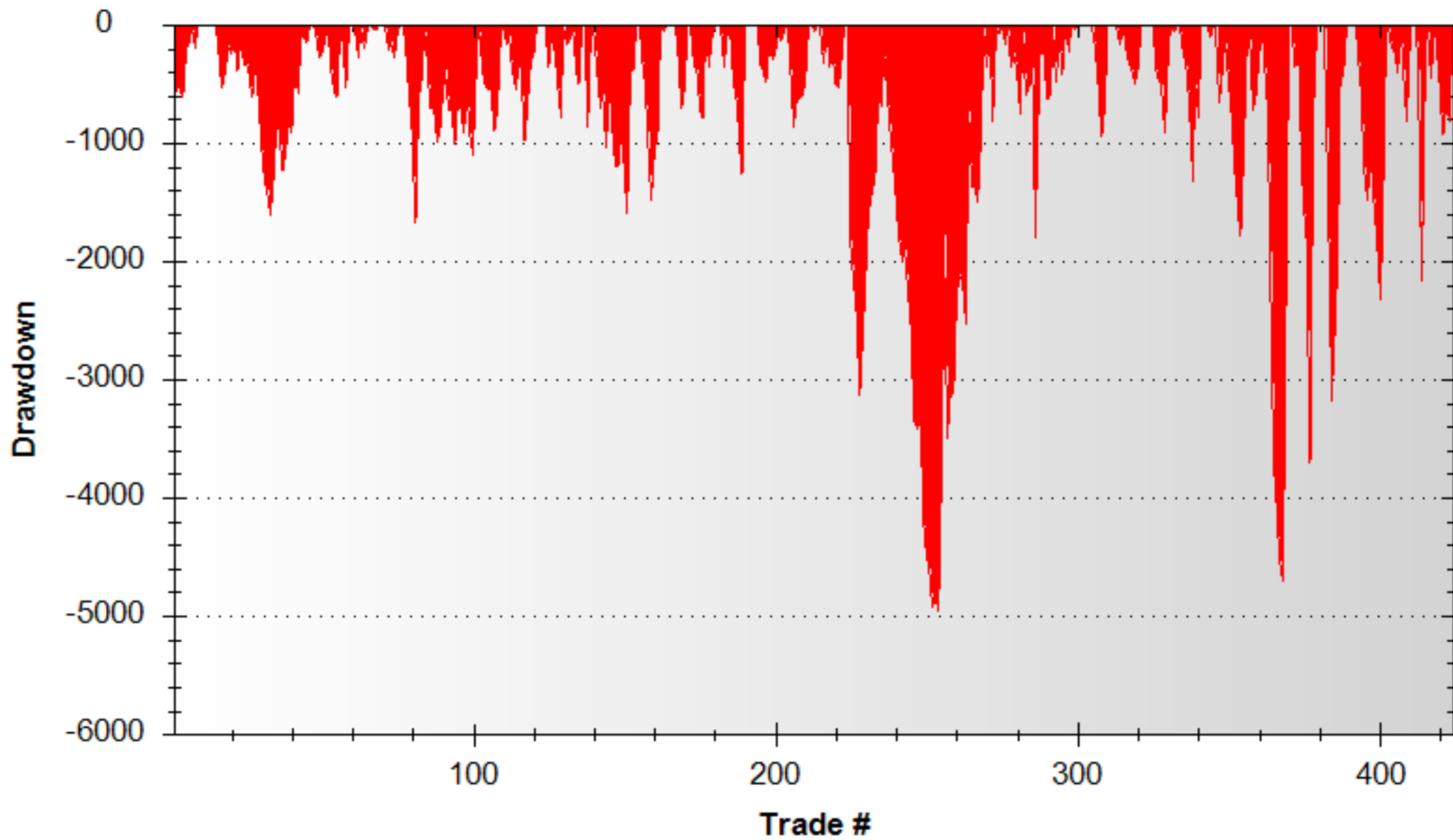
Daily Drawdown



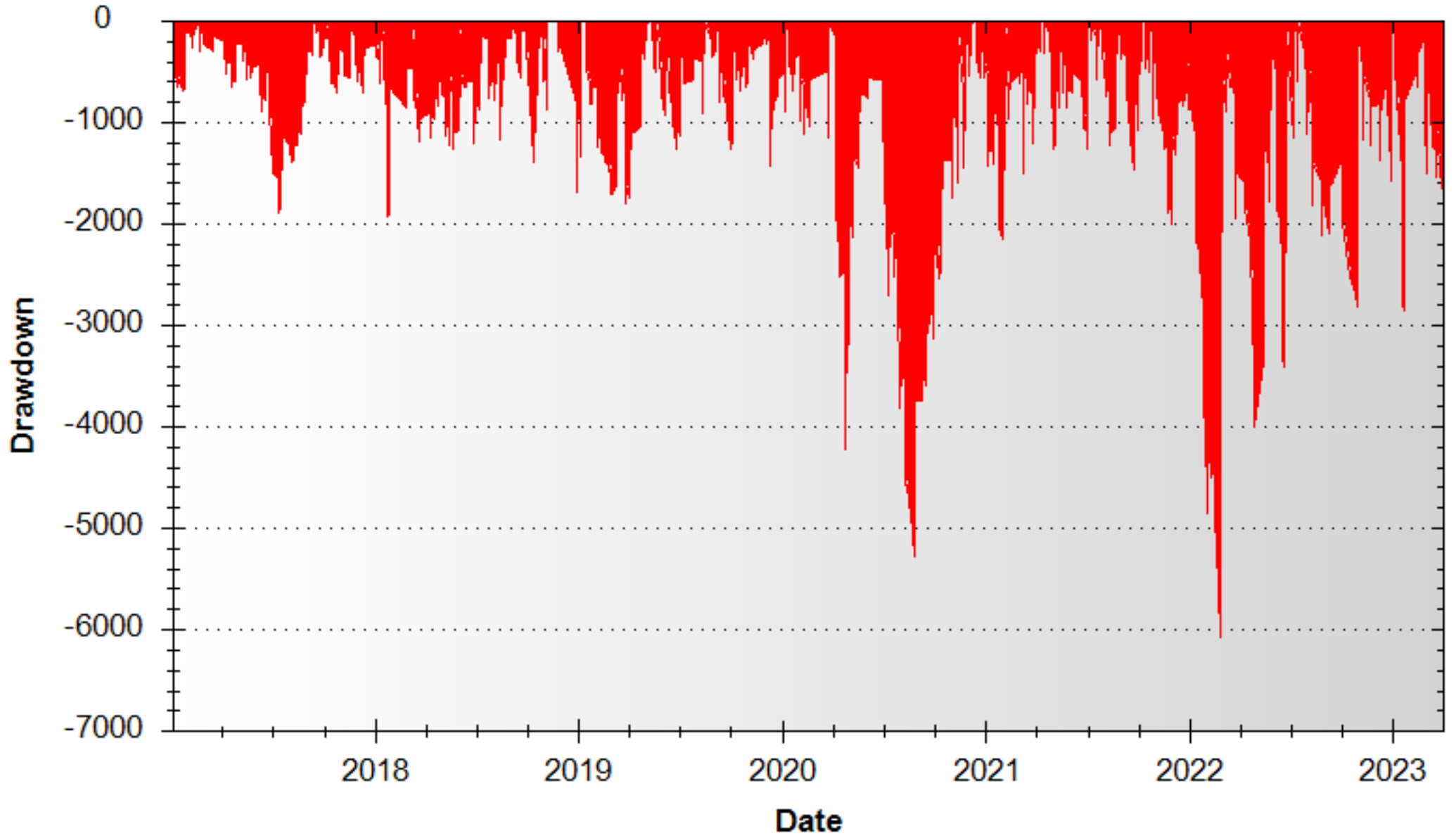
Daily Net Profit & Drawdown



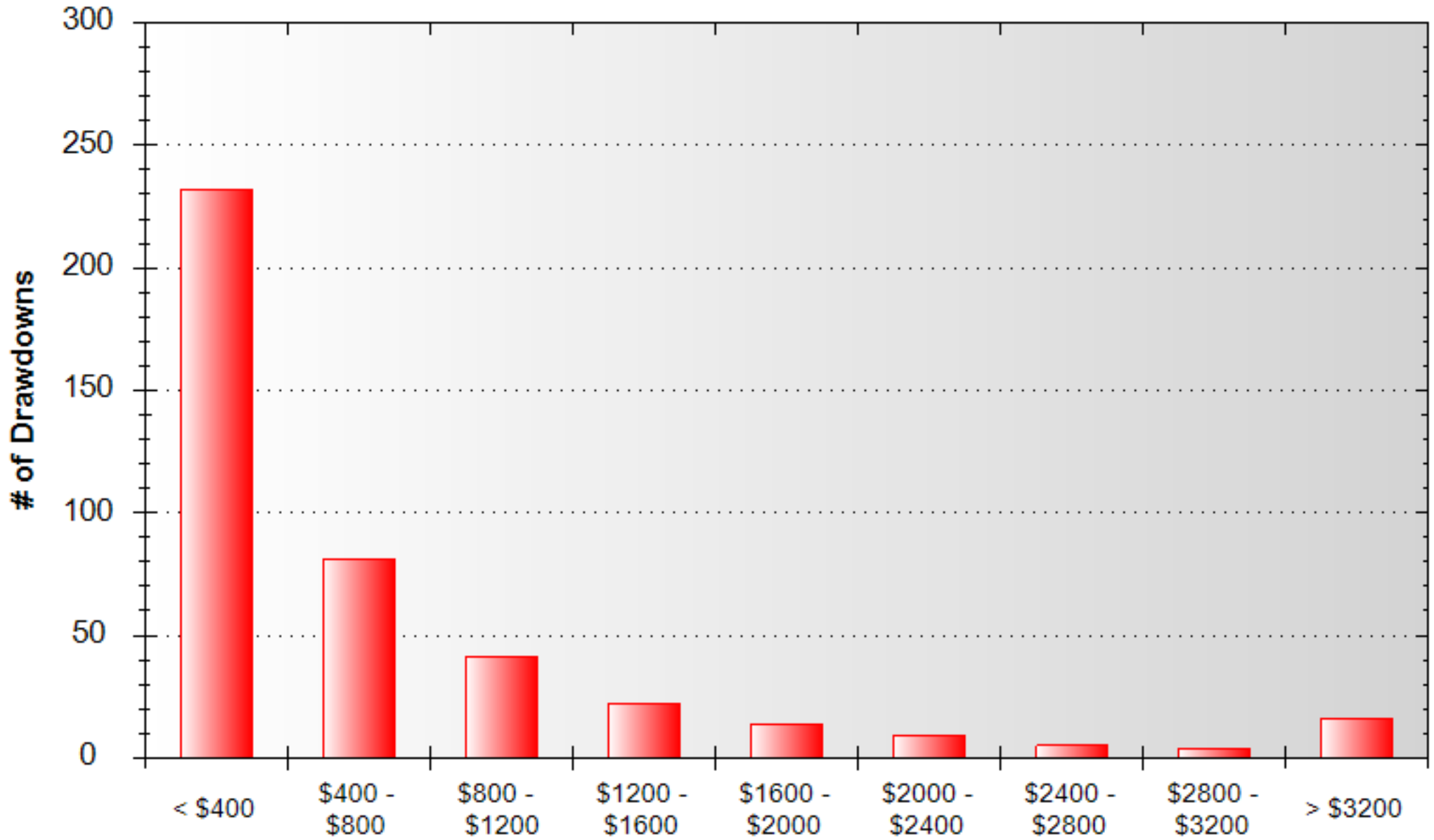
Closed Trade Drawdown



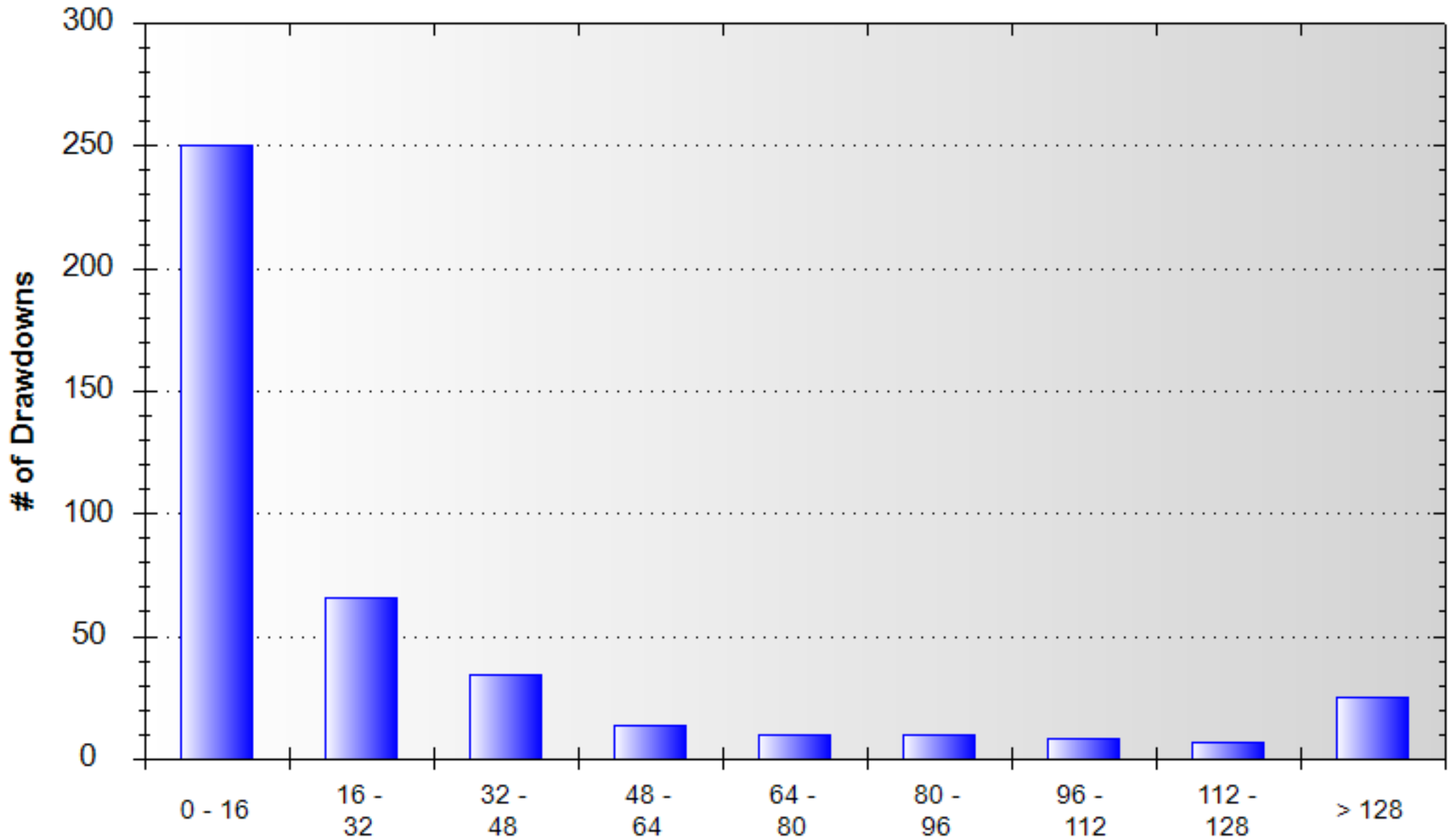
Intraday Drawdown



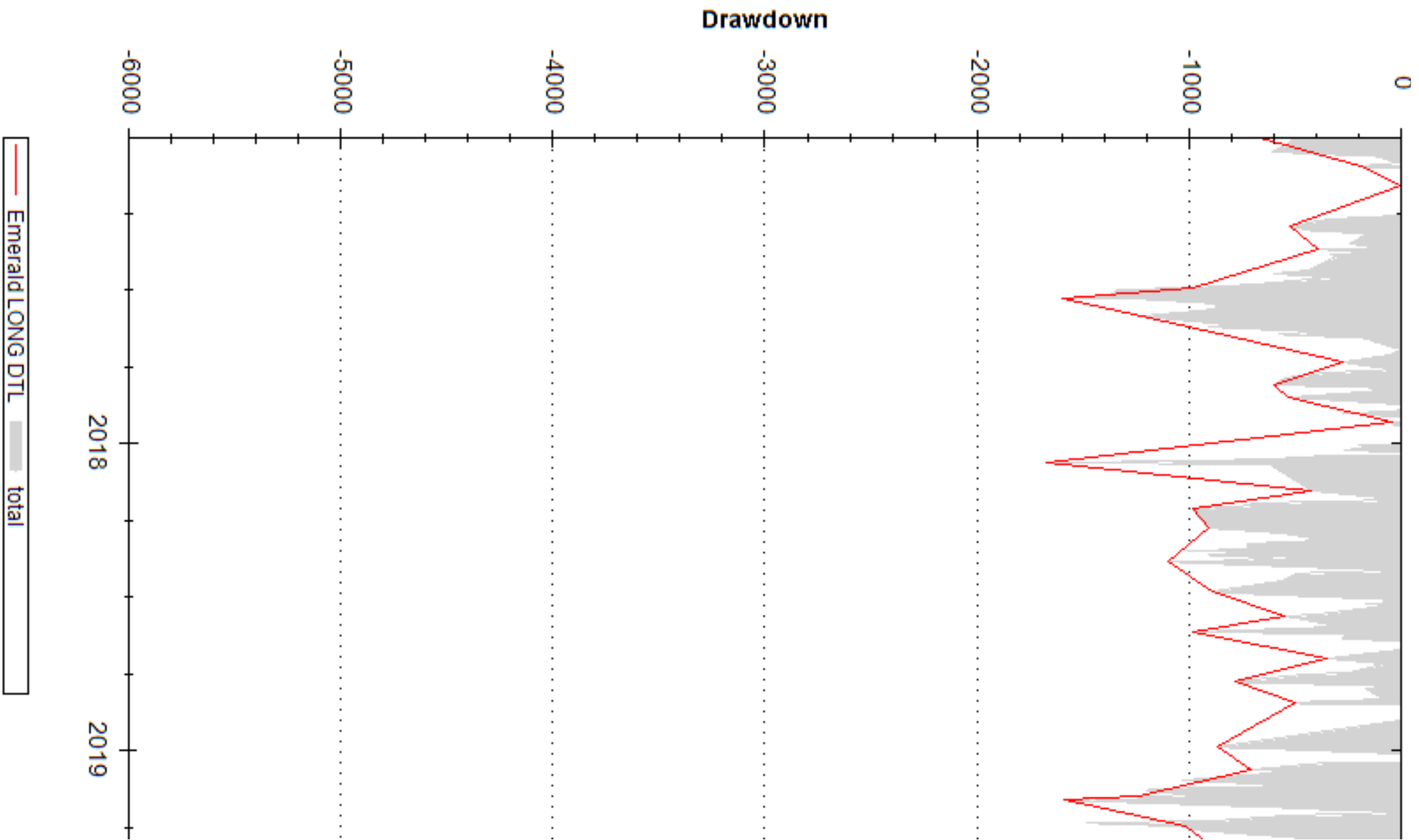
Drawdown Depth Distribution

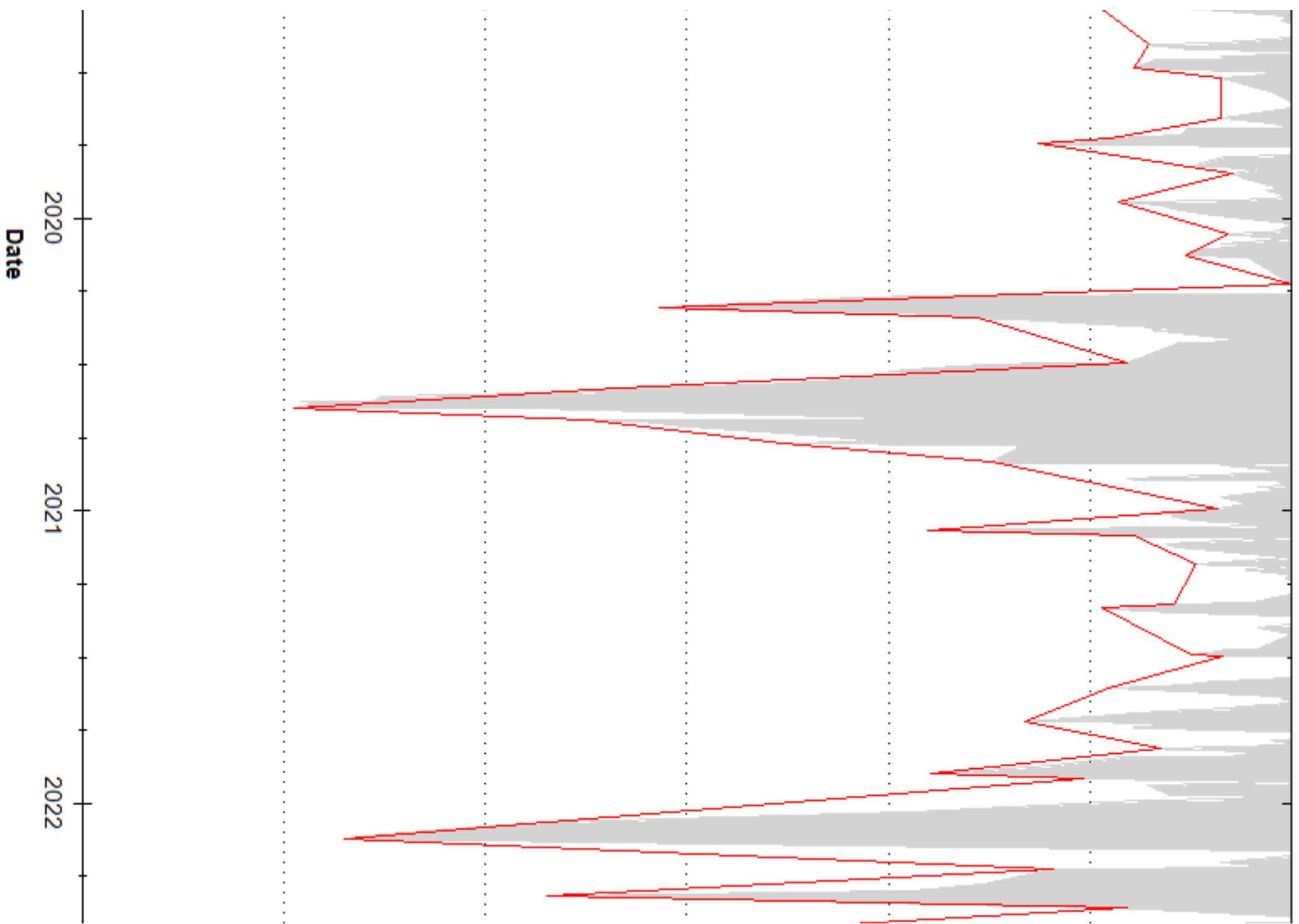


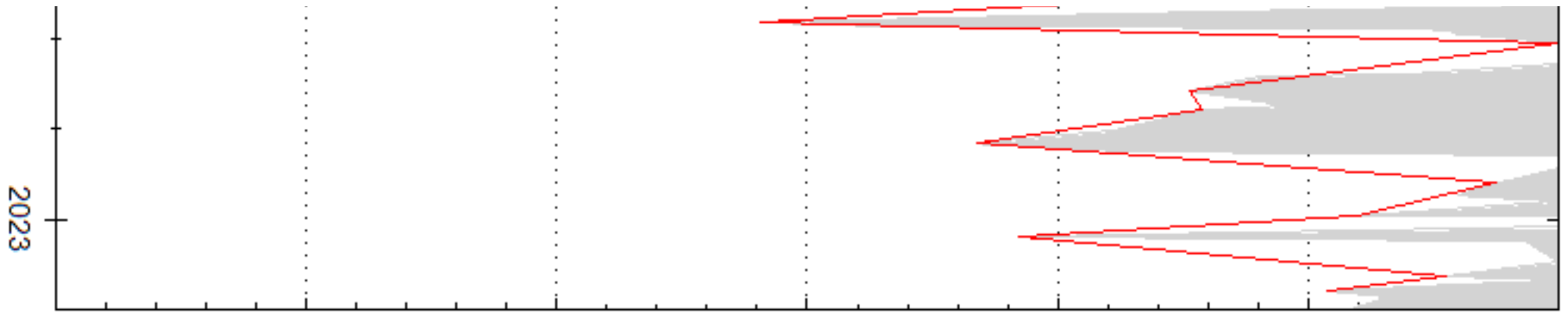
Drawdown Length Distribution



Closed Trade Drawdown of Each System

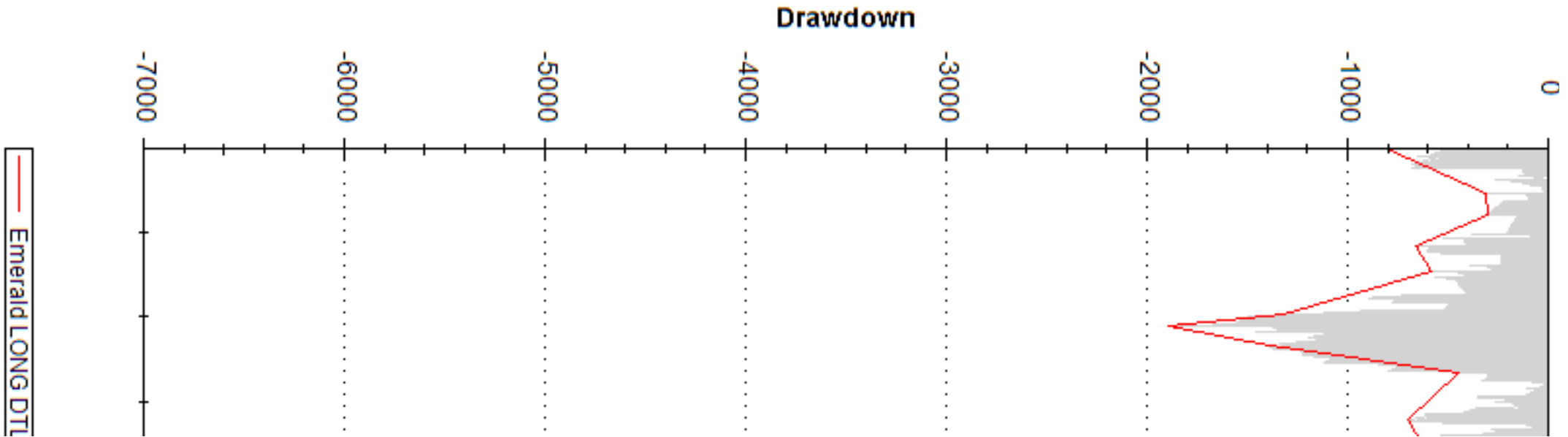


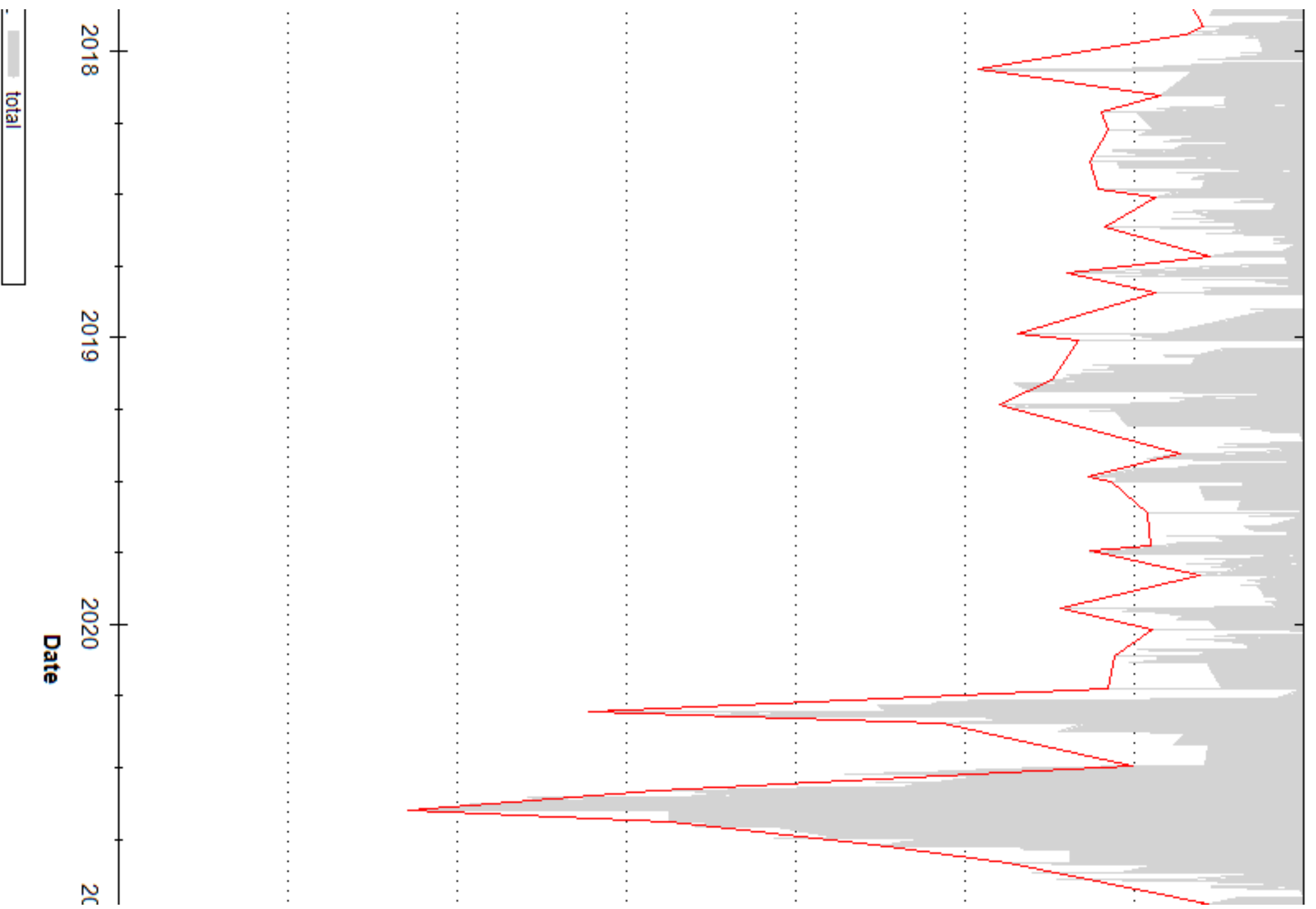


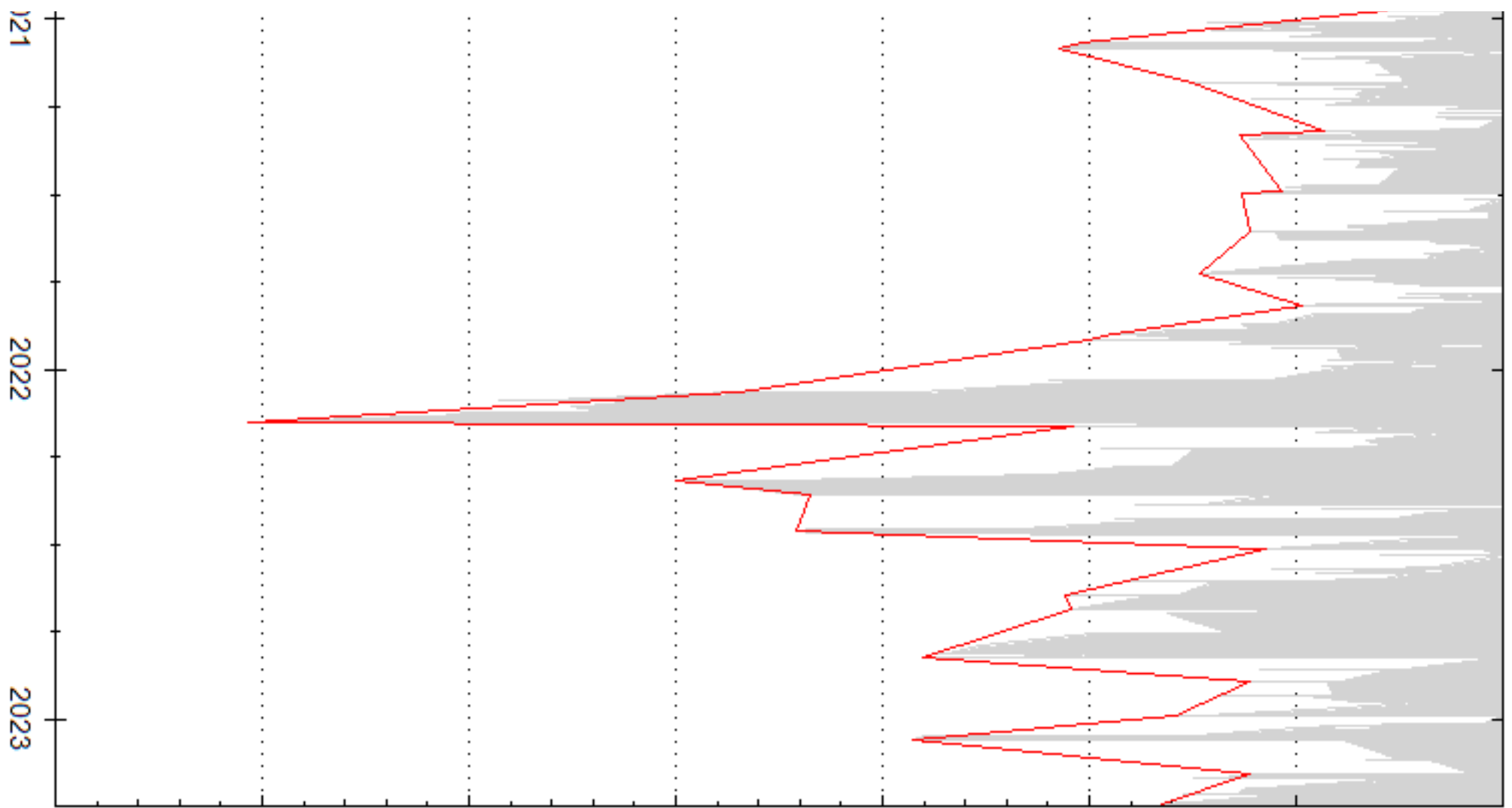


* Total draw down may be less than largest system draw down due to positive offset of equity run ups of other systems at the same time.

Intraday Trade Drawdown of Each System

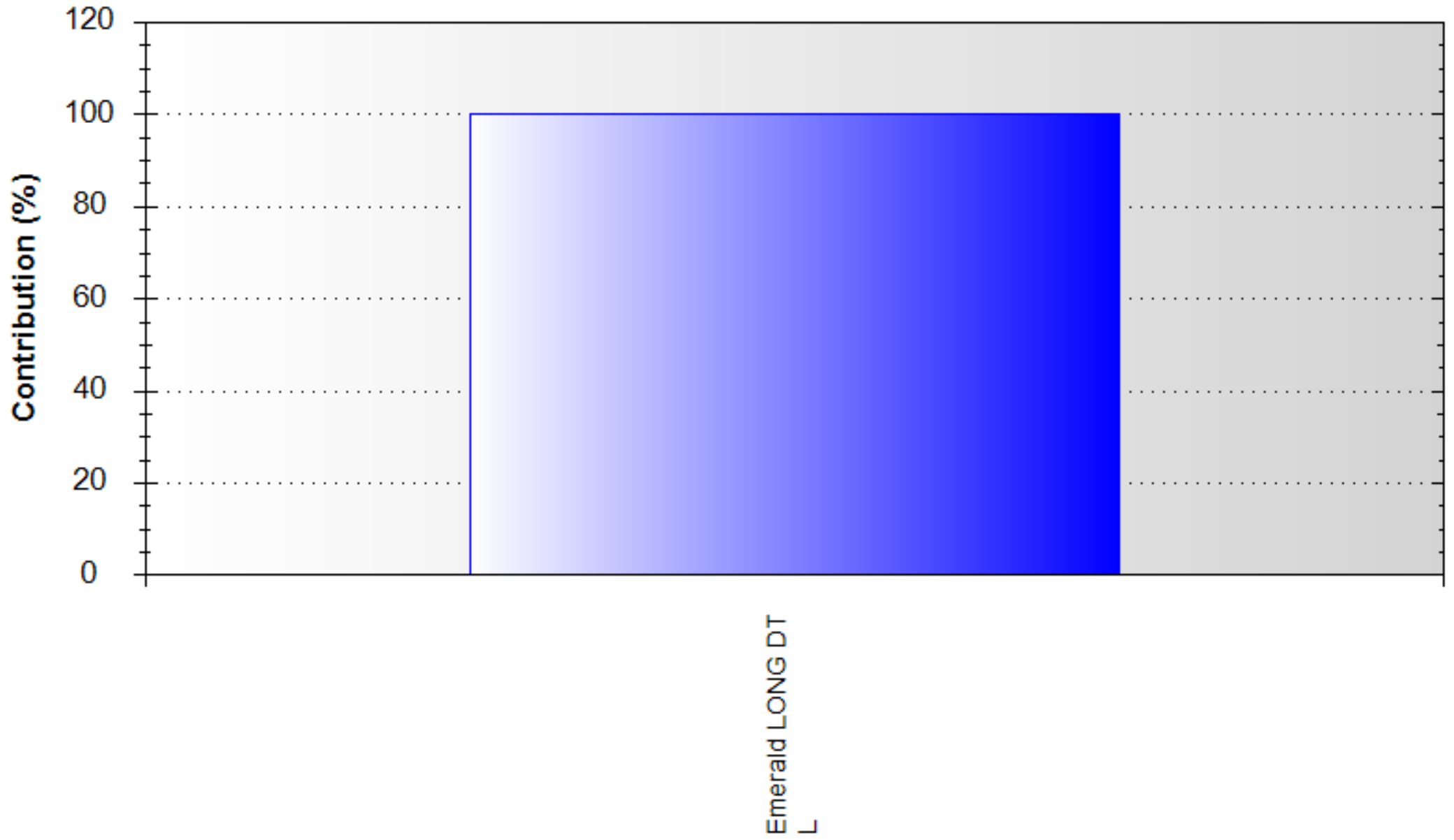




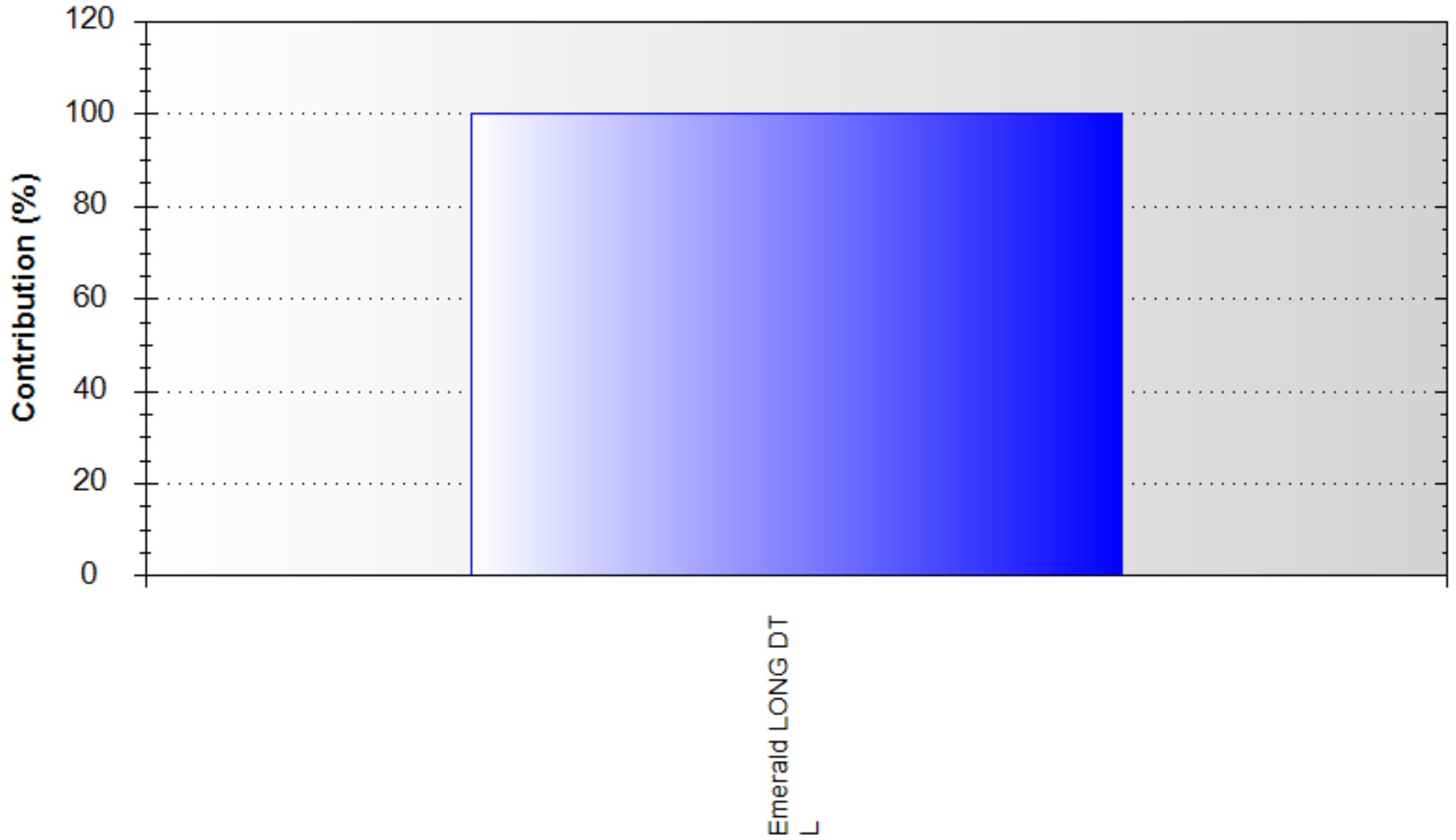


* Total draw down may be less than largest system draw down due to positive offset of equity run ups of other systems at the same time.

Contribution of Each System to Max Drawdowns



Contribution of Each System to Average 5 Worst Drawdowns



Market Performance

Market	Strategy	Net Profit	% Return	Closed MaxDD	Open MaxDD	Profit Factor	# Trades	% Profitable
@ESM23	Emerald LONG DTL	\$57,456.50	229.83%	(\$4,957.50)	(\$6,077.00)	1.81	424	51.89%

Correlation of Monthly Returns - Markets

	@ESM23 Emerald LONG DTL
@ESM23 Emerald LONG DTL	1

Correlation of Daily Returns - Strategies

	Emerald LONG DTL
Emerald LONG DTL	1

Correlation of Weekly Returns - Strategies

	Emerald LONG DTL
Emerald LONG DTL	1

Correlation of Monthly Returns - Strategies

	Emerald LONG DTL
Emerald LONG DTL	1

Correlation of Negative Daily Returns - Strategies

	Emerald LONG DTL
Emerald LONG DTL	1

Correlation of Negative Weekly Returns - Strategies

	Emerald LONG DTL
Emerald LONG DTL	1

Correlation of Negative Monthly Returns - Strategies

	Emerald LONG DTL
Emerald LONG DTL	1

Correlation of Positive Daily Returns - Strategies

	Emerald LONG DTL
Emerald LONG DTL	1

Correlation of Positive Weekly Returns - Strategies

	Emerald LONG DTL
Emerald LONG DTL	1

Correlation of Positive Monthly Returns - Strategies

	Emerald LONG DTL
Emerald LONG DTL	1

Trades

#	Type	Date/Time	Signal	Prices	Size	Profit	Symbol	Strategy
1	Buy	1/3/2017 08:20	SU BUY 2G	2286.25			@ESM23	Emerald LONG DTL
	LExit	1/3/2017 09:40	SU SELL 1G	2273.00	1	(\$669.00)		
2	Buy	1/4/2017 08:00	SU BUY 2G	2288.25			@ESM23	Emerald LONG DTL
	LExit	1/4/2017 09:50	SU SELL 1G	2291.50	1	\$156.00		
3	Buy	1/13/2017 08:00	SU BUY 2G	2300.25			@ESM23	Emerald LONG DTL
	LExit	1/13/2017 08:50	SU SELL 1G	2299.75	1	(\$31.50)		
4	Buy	1/20/2017 09:20	SU BUY 2G	2298.50			@ESM23	Emerald LONG DTL
	LExit	1/20/2017 10:10	SU SELL 1G	2297.25	1	(\$69.00)		
5	Buy	1/24/2017 09:20	SU BUY 2G	2295.25			@ESM23	Emerald LONG DTL
	LExit	1/24/2017 14:00	End of Day Exit	2303.25	1	\$393.50		
6	Buy	1/25/2017 08:20	SU BUY 2G	2317.25			@ESM23	Emerald LONG DTL
	LExit	1/25/2017 11:20	SU SELL 1G	2319.25	1	\$93.50		
7	Buy	2/3/2017 08:20	SU BUY 2G	2316.00			@ESM23	Emerald LONG DTL
	LExit	2/3/2017 11:30	SU SELL 1G	2320.75	1	\$231.00		
8	Buy	2/7/2017 08:00	SU BUY 2G	2322.00			@ESM23	Emerald LONG DTL
	LExit	2/7/2017 09:50	SU SELL 1G	2318.25	1	(\$194.00)		
9	Buy	2/9/2017 08:20	SU BUY 2G	2324.50			@ESM23	Emerald LONG DTL
	LExit	2/9/2017 11:40	SU SELL 1G	2333.25	1	\$431.00		
10	Buy	2/10/2017 08:00	SU BUY 2G	2337.50			@ESM23	Emerald LONG DTL
	LExit	2/10/2017 14:00	End of Day Exit	2340.75	1	\$156.00		
11	Buy	2/13/2017 08:00	SU BUY 2G	2349.25			@ESM23	Emerald LONG DTL
	LExit	2/13/2017 13:20	SU SELL 1G	2354.50	1	\$256.00		
12	Buy	2/21/2017 08:00	SU BUY 2G	2386.00			@ESM23	Emerald LONG DTL
	LExit	2/21/2017 11:30	SU SELL 1G	2387.75	1	\$81.00		
13	Buy	3/1/2017 08:20	SU BUY 2G	2415.25			@ESM23	Emerald LONG DTL
	LExit	3/1/2017 14:00	End of Day Exit	2423.00	1	\$381.00		
14	Buy	3/15/2017 08:10	SU BUY 2G	2399.50			@ESM23	Emerald LONG DTL
	LExit	3/15/2017 08:40	SU SELL 1G	2401.00	1	\$68.50		
15	Buy	4/5/2017 08:00	SU BUY 2G	2400.00			@ESM23	Emerald LONG DTL
	LExit	4/5/2017 10:40	SU SELL 1G	2402.25	1	\$106.00		
16	Buy	4/10/2017 08:00	SU BUY 2G	2390.75			@ESM23	Emerald LONG DTL
	LExit	4/10/2017 10:00	SU SELL 1G	2384.00	1	(\$344.00)		
17	Buy	4/19/2017 09:20	SU BUY 2G	2375.75			@ESM23	Emerald LONG DTL
	LExit	4/19/2017 10:30	SU SELL 1G	2372.25	1	(\$181.50)		
18	Buy	4/25/2017 08:00	SU BUY 2G	2413.75			@ESM23	Emerald LONG DTL
	LExit	4/25/2017 10:20	SU SELL 1G	2416.50	1	\$131.00		
19	Buy	4/26/2017 08:20	SU BUY 2G	2418.50			@ESM23	Emerald LONG DTL
	LExit	4/26/2017 11:50	SU SELL 1G	2423.25	1	\$231.00		
20	Buy	5/9/2017 08:10	SU BUY 2G	2429.00			@ESM23	Emerald LONG DTL
	LExit	5/9/2017 09:40	SU SELL 1G	2427.50	1	(\$81.50)		
21	Buy	5/15/2017 08:00	SU BUY 2G	2427.50			@ESM23	Emerald LONG DTL
	LExit	5/15/2017 11:30	SU SELL 1G	2430.75	1	\$156.00		
22	Buy	5/16/2017 08:10	SU BUY 2G	2433.00			@ESM23	Emerald LONG DTL
	LExit	5/16/2017 09:10	SU SELL 1G	2427.00	1	(\$306.50)		
23	Buy	5/19/2017 08:00	SU BUY 2G	2406.25			@ESM23	Emerald LONG DTL
	LExit	5/19/2017 13:50	SU SELL 1G	2411.50	1	\$256.00		
24	Buy	5/22/2017 08:00	SU BUY 2G	2421.25			@ESM23	Emerald LONG DTL
	LExit	5/22/2017 09:10	SU SELL 1G	2417.50	1	(\$194.00)		
25	Buy	5/25/2017 08:10	SU BUY 2G	2441.75			@ESM23	Emerald LONG DTL
	LExit	5/25/2017 10:20	SU SELL 1G	2442.50	1	\$31.00		
26	Buy	6/9/2017 08:10	SU BUY 2G	2471.25			@ESM23	Emerald LONG DTL
	LExit	6/9/2017 11:00	SU SELL 1G	2468.50	1	(\$144.00)		
27	Buy	6/13/2017 08:00	SU BUY 2G	2467.75			@ESM23	Emerald LONG DTL
	LExit	6/13/2017 09:20	SU SELL 1G	2464.75	1	(\$156.50)		
28	Buy	6/19/2017 08:00	SU BUY 2G	2476.00			@ESM23	Emerald LONG DTL
	LExit	6/19/2017 11:00	SU SELL 1G	2481.50	1	\$268.50		
29	Buy	6/26/2017 08:00	SU BUY 2G	2478.50			@ESM23	Emerald LONG DTL

	LExit	6/26/2017 08:50	Stop Loss	2471.50	1	(\$356.50)		
30	Buy	6/30/2017 08:00	SU BUY 2G	2461.00			@ESM23	Emerald LONG DTL
	LExit	6/30/2017 08:40	SU SELL 1G	2455.25	1	(\$294.00)		
31	Buy	7/3/2017 08:00	SU BUY 2G	2467.50			@ESM23	Emerald LONG DTL
	LExit	7/3/2017 10:20	Stop Loss	2460.50	1	(\$356.50)		
32	Buy	7/12/2017 08:00	SU BUY 2G	2473.75			@ESM23	Emerald LONG DTL
	LExit	7/12/2017 09:30	SU SELL 1G	2473.00	1	(\$44.00)		
33	Buy	7/13/2017 08:20	SU BUY 2G	2478.00			@ESM23	Emerald LONG DTL
	LExit	7/13/2017 09:00	SU SELL 1G	2473.75	1	(\$219.00)		
34	Buy	7/14/2017 08:00	SU BUY 2G	2482.75			@ESM23	Emerald LONG DTL
	LExit	7/14/2017 13:20	SU SELL 1G	2490.75	1	\$393.50		
35	Buy	7/19/2017 08:00	SU BUY 2G	2497.25			@ESM23	Emerald LONG DTL
	LExit	7/19/2017 14:00	End of Day Exit	2504.00	1	\$331.00		
36	Buy	7/25/2017 08:10	SU BUY 2G	2508.75			@ESM23	Emerald LONG DTL
	LExit	7/25/2017 08:30	SU SELL 1G	2509.00	1	\$6.00		
37	Buy	8/4/2017 08:00	SU BUY 2G	2509.75			@ESM23	Emerald LONG DTL
	LExit	8/4/2017 08:10	Stop Loss	2502.75	1	(\$356.50)		
38	Buy	8/7/2017 09:40	SU BUY 2G	2507.75			@ESM23	Emerald LONG DTL
	LExit	8/7/2017 14:00	End of Day Exit	2511.00	1	\$156.00		
39	Buy	8/14/2017 08:00	SU BUY 2G	2493.00			@ESM23	Emerald LONG DTL
	LExit	8/14/2017 11:20	SU SELL 1G	2498.50	1	\$268.50		
40	Buy	8/16/2017 08:20	SU BUY 2G	2503.00			@ESM23	Emerald LONG DTL
	LExit	8/16/2017 12:10	SU SELL 1G	2501.00	1	(\$106.50)		
41	Buy	8/22/2017 08:00	SU BUY 2G	2474.00			@ESM23	Emerald LONG DTL
	LExit	8/22/2017 14:00	End of Day Exit	2484.75	1	\$531.00		
42	Buy	8/25/2017 08:00	SU BUY 2G	2480.25			@ESM23	Emerald LONG DTL
	LExit	8/25/2017 09:50	SU SELL 1G	2476.50	1	(\$194.00)		
43	Buy	8/30/2017 08:00	SU BUY 2G	2480.75			@ESM23	Emerald LONG DTL
	LExit	8/30/2017 14:00	End of Day Exit	2490.25	1	\$468.50		
44	Buy	8/31/2017 08:20	SU BUY 2G	2501.50			@ESM23	Emerald LONG DTL
	LExit	8/31/2017 10:40	SU SELL 1G	2502.00	1	\$18.50		
45	Buy	9/1/2017 08:00	SU BUY 2G	2510.25			@ESM23	Emerald LONG DTL
	LExit	9/1/2017 10:00	SU SELL 1G	2509.25	1	(\$56.50)		
46	Buy	9/11/2017 08:00	SU BUY 2G	2514.25			@ESM23	Emerald LONG DTL
	LExit	9/11/2017 13:00	SU SELL 1G	2520.50	1	\$306.00		
47	Buy	9/12/2017 09:20	SU BUY 2G	2525.00			@ESM23	Emerald LONG DTL
	LExit	9/12/2017 09:40	SU SELL 1G	2525.00	1	(\$6.50)		
48	Buy	9/18/2017 08:00	SU BUY 2G	2540.25			@ESM23	Emerald LONG DTL
	LExit	9/18/2017 10:20	SU SELL 1G	2539.50	1	(\$44.00)		
49	Buy	9/26/2017 08:00	SU BUY 2G	2535.25			@ESM23	Emerald LONG DTL
	LExit	9/26/2017 09:30	SU SELL 1G	2530.75	1	(\$231.50)		
50	Buy	9/29/2017 08:00	SU BUY 2G	2542.75			@ESM23	Emerald LONG DTL
	LExit	9/29/2017 08:20	SU SELL 1G	2543.75	1	\$43.50		
51	Buy	10/2/2017 08:00	SU BUY 2G	2554.50			@ESM23	Emerald LONG DTL
	LExit	10/2/2017 10:30	SU SELL 1G	2557.00	1	\$118.50		
52	Buy	10/5/2017 08:00	SU BUY 2G	2575.00			@ESM23	Emerald LONG DTL
	LExit	10/5/2017 12:50	SU SELL 1G	2583.00	1	\$393.50		
53	Buy	10/10/2017 08:00	SU BUY 2G	2586.25			@ESM23	Emerald LONG DTL
	LExit	10/10/2017 08:30	Stop Loss	2579.25	1	(\$356.50)		
54	Buy	10/16/2017 08:00	SU BUY 2G	2592.00			@ESM23	Emerald LONG DTL
	LExit	10/16/2017 09:00	SU SELL 1G	2588.25	1	(\$194.00)		
55	Buy	10/23/2017 08:10	SU BUY 2G	2610.00			@ESM23	Emerald LONG DTL
	LExit	10/23/2017 08:50	SU SELL 1G	2609.00	1	(\$56.50)		
56	Buy	10/27/2017 08:10	SU BUY 2G	2601.50			@ESM23	Emerald LONG DTL
	LExit	10/27/2017 14:00	End of Day Exit	2613.50	1	\$593.50		
57	Buy	11/1/2017 08:00	SU BUY 2G	2619.00			@ESM23	Emerald LONG DTL
	LExit	11/1/2017 09:20	SU SELL 1G	2615.75	1	(\$169.00)		
58	Buy	11/7/2017 08:00	SU BUY 2G	2628.00			@ESM23	Emerald LONG DTL
	LExit	11/7/2017 08:50	Stop Loss	2621.00	1	(\$356.50)		

59	Buy	11/16/2017 08:00	SU BUY 2G	2610.50			@ESM23	Emerald LONG DTL
	LExit	11/16/2017 13:40	SU SELL 1G	2622.00	1	\$568.50		
60	Buy	11/21/2017 08:00	SU BUY 2G	2630.25			@ESM23	Emerald LONG DTL
	LExit	11/21/2017 11:40	SU SELL 1G	2633.75	1	\$168.50		
61	Buy	11/24/2017 09:20	SU BUY 2G	2637.00			@ESM23	Emerald LONG DTL
	LExit	11/24/2017 14:00	End of Day Exit	2636.50	1	(\$31.50)		
62	Buy	11/27/2017 08:00	SU BUY 2G	2640.25			@ESM23	Emerald LONG DTL
	LExit	11/27/2017 10:00	SU SELL 1G	2635.50	1	(\$244.00)		
63	Buy	11/28/2017 08:20	SU BUY 2G	2642.50			@ESM23	Emerald LONG DTL
	LExit	11/28/2017 14:00	End of Day Exit	2661.50	1	\$943.50		
64	Buy	11/29/2017 08:00	SU BUY 2G	2665.25			@ESM23	Emerald LONG DTL
	LExit	11/29/2017 09:30	SU SELL 1G	2661.50	1	(\$194.00)		
65	Buy	11/30/2017 08:20	SU BUY 2G	2673.25			@ESM23	Emerald LONG DTL
	LExit	11/30/2017 13:30	SU SELL 1G	2679.00	1	\$281.00		
66	Buy	12/7/2017 08:00	SU BUY 2G	2665.75			@ESM23	Emerald LONG DTL
	LExit	12/7/2017 08:30	SU SELL 1G	2666.00	1	\$6.00		
67	Buy	12/8/2017 08:10	SU BUY 2G	2682.00			@ESM23	Emerald LONG DTL
	LExit	12/8/2017 08:40	SU SELL 1G	2681.25	1	(\$44.00)		
68	Buy	12/11/2017 08:10	SU BUY 2G	2691.50			@ESM23	Emerald LONG DTL
	LExit	12/11/2017 10:20	SU SELL 1G	2691.75	1	\$6.00		
69	Buy	12/12/2017 09:00	SU BUY 2G	2699.75			@ESM23	Emerald LONG DTL
	LExit	12/12/2017 12:30	SU SELL 1G	2704.25	1	\$218.50		
70	Buy	12/15/2017 08:00	SU BUY 2G	2700.00			@ESM23	Emerald LONG DTL
	LExit	12/15/2017 08:20	SU SELL 1G	2700.50	1	\$18.50		
71	Buy	1/3/2018 08:00	SU BUY 2G	2734.50			@ESM23	Emerald LONG DTL
	LExit	1/3/2018 12:20	SU SELL 1G	2741.25	1	\$331.00		
72	Buy	1/4/2018 08:40	SU BUY 2G	2759.25			@ESM23	Emerald LONG DTL
	LExit	1/4/2018 10:00	SU SELL 1G	2755.25	1	(\$206.50)		
73	Buy	1/5/2018 08:10	SU BUY 2G	2762.50			@ESM23	Emerald LONG DTL
	LExit	1/5/2018 08:20	SU SELL 1G	2764.00	1	\$68.50		
74	Buy	1/9/2018 08:30	SU BUY 2G	2785.25			@ESM23	Emerald LONG DTL
	LExit	1/9/2018 09:00	SU SELL 1G	2782.75	1	(\$131.50)		
75	Buy	1/11/2018 08:20	SU BUY 2G	2790.75			@ESM23	Emerald LONG DTL
	LExit	1/11/2018 12:40	SU SELL 1G	2795.50	1	\$231.00		
76	Buy	1/12/2018 08:00	SU BUY 2G	2808.50			@ESM23	Emerald LONG DTL
	LExit	1/12/2018 11:10	SU SELL 1G	2816.50	1	\$393.50		
77	Buy	1/15/2018 08:10	SU BUY 2G	2826.50			@ESM23	Emerald LONG DTL
	LExit	1/15/2018 14:00	End of Day Exit	2826.75	1	\$6.00		
78	Buy	1/16/2018 08:00	SU BUY 2G	2839.00			@ESM23	Emerald LONG DTL
	LExit	1/16/2018 08:40	Stop Loss	2832.00	1	(\$356.50)		
79	Buy	1/19/2018 08:00	SU BUY 2G	2840.00			@ESM23	Emerald LONG DTL
	LExit	1/19/2018 09:30	SU SELL 1G	2835.00	1	(\$256.50)		
80	Buy	1/23/2018 08:00	SU BUY 2G	2873.50			@ESM23	Emerald LONG DTL
	LExit	1/23/2018 08:10	Stop Loss	2866.50	1	(\$356.50)		
81	Buy	1/24/2018 08:10	SU BUY 2G	2883.50			@ESM23	Emerald LONG DTL
	LExit	1/24/2018 10:00	SU SELL 1G	2869.50	1	(\$706.50)		
82	Buy	1/26/2018 08:10	SU BUY 2G	2884.00			@ESM23	Emerald LONG DTL
	LExit	1/26/2018 14:00	End of Day Exit	2905.25	1	\$1,056.00		
83	Buy	2/26/2018 09:00	SU BUY 2G	2790.50			@ESM23	Emerald LONG DTL
	LExit	2/26/2018 09:20	SU SELL 1G	2794.50	1	\$193.50		
84	Buy	3/9/2018 08:10	SU BUY 2G	2789.50			@ESM23	Emerald LONG DTL
	LExit	3/9/2018 14:00	End of Day Exit	2818.50	1	\$1,443.50		
85	Buy	3/12/2018 08:00	SU BUY 2G	2829.25			@ESM23	Emerald LONG DTL
	LExit	3/12/2018 08:40	Stop Loss	2822.25	1	(\$356.50)		
86	Buy	3/13/2018 08:00	SU BUY 2G	2832.50			@ESM23	Emerald LONG DTL
	LExit	3/13/2018 08:40	Stop Loss	2825.50	1	(\$356.50)		
87	Buy	3/16/2018 08:00	SU BUY 2G	2788.25			@ESM23	Emerald LONG DTL
	LExit	3/16/2018 08:30	SU SELL 1G	2789.25	1	\$43.50		
88	Buy	3/20/2018 08:00	SU BUY 2G	2751.25			@ESM23	Emerald LONG DTL

	LExit	3/20/2018 10:10	SU SELL 1G	2745.00	1	(\$319.00)		
89	Buy	4/12/2018 08:00	SU BUY 2G	2691.75			@ESM23	Emerald LONG DTL
	LExit	4/12/2018 09:20	SU SELL 1G	2693.50	1	\$81.00		
90	Buy	4/17/2018 08:10	SU BUY 2G	2725.75			@ESM23	Emerald LONG DTL
	LExit	4/17/2018 11:40	SU SELL 1G	2732.75	1	\$343.50		
91	Buy	4/26/2018 08:20	SU BUY 2G	2684.00			@ESM23	Emerald LONG DTL
	LExit	4/26/2018 11:10	SU SELL 1G	2688.00	1	\$193.50		
92	Buy	4/30/2018 08:00	SU BUY 2G	2706.50			@ESM23	Emerald LONG DTL
	LExit	4/30/2018 08:30	Stop Loss	2699.50	1	(\$356.50)		
93	Buy	5/7/2018 08:00	SU BUY 2G	2704.00			@ESM23	Emerald LONG DTL
	LExit	5/7/2018 10:10	SU SELL 1G	2704.25	1	\$6.00		
94	Buy	5/9/2018 08:30	SU BUY 2G	2707.25			@ESM23	Emerald LONG DTL
	LExit	5/9/2018 09:20	SU SELL 1G	2701.50	1	(\$294.00)		
95	Buy	5/10/2018 08:50	SU BUY 2G	2737.00			@ESM23	Emerald LONG DTL
	LExit	5/10/2018 12:10	SU SELL 1G	2745.50	1	\$418.50		
96	Buy	5/11/2018 08:20	SU BUY 2G	2756.25			@ESM23	Emerald LONG DTL
	LExit	5/11/2018 10:10	SU SELL 1G	2753.25	1	(\$156.50)		
97	Buy	5/14/2018 08:00	SU BUY 2G	2764.75			@ESM23	Emerald LONG DTL
	LExit	5/14/2018 10:50	SU SELL 1G	2761.75	1	(\$156.50)		
98	Buy	5/16/2018 08:00	SU BUY 2G	2745.50			@ESM23	Emerald LONG DTL
	LExit	5/16/2018 12:50	SU SELL 1G	2753.00	1	\$368.50		
99	Buy	5/21/2018 08:00	SU BUY 2G	2762.50			@ESM23	Emerald LONG DTL
	LExit	5/21/2018 09:30	Stop Loss	2755.50	1	(\$356.50)		
100	Buy	5/22/2018 08:20	SU BUY 2G	2767.50			@ESM23	Emerald LONG DTL
	LExit	5/22/2018 08:50	SU SELL 1G	2763.50	1	(\$206.50)		
101	Buy	5/30/2018 08:30	SU BUY 2G	2732.75			@ESM23	Emerald LONG DTL
	LExit	5/30/2018 14:00	SU SELL 1G	2750.00	1	\$856.00		
102	Buy	6/1/2018 08:00	SU BUY 2G	2753.50			@ESM23	Emerald LONG DTL
	LExit	6/1/2018 13:00	SU SELL 1G	2761.50	1	\$393.50		
103	Buy	6/4/2018 08:00	SU BUY 2G	2774.50			@ESM23	Emerald LONG DTL
	LExit	6/4/2018 09:30	Stop Loss	2767.50	1	(\$356.50)		
104	Buy	6/5/2018 08:10	SU BUY 2G	2776.50			@ESM23	Emerald LONG DTL
	LExit	6/5/2018 09:30	SU SELL 1G	2773.75	1	(\$144.00)		
105	Buy	6/11/2018 08:00	SU BUY 2G	2810.00			@ESM23	Emerald LONG DTL
	LExit	6/11/2018 09:30	SU SELL 1G	2809.25	1	(\$44.00)		
106	Buy	6/13/2018 08:00	SU BUY 2G	2816.75			@ESM23	Emerald LONG DTL
	LExit	6/13/2018 08:20	SU SELL 1G	2816.50	1	(\$19.00)		
107	Buy	6/27/2018 08:10	SU BUY 2G	2765.25			@ESM23	Emerald LONG DTL
	LExit	6/27/2018 09:50	SU SELL 1G	2758.75	1	(\$331.50)		
108	Buy	6/29/2018 08:00	SU BUY 2G	2760.00			@ESM23	Emerald LONG DTL
	LExit	6/29/2018 11:20	SU SELL 1G	2763.75	1	\$181.00		
109	Buy	7/6/2018 08:20	SU BUY 2G	2769.75			@ESM23	Emerald LONG DTL
	LExit	7/6/2018 14:00	End of Day Exit	2785.00	1	\$756.00		
110	Buy	7/9/2018 08:50	SU BUY 2G	2800.50			@ESM23	Emerald LONG DTL
	LExit	7/9/2018 11:50	SU SELL 1G	2805.50	1	\$243.50		
111	Buy	7/10/2018 09:20	SU BUY 2G	2820.25			@ESM23	Emerald LONG DTL
	LExit	7/10/2018 11:10	SU SELL 1G	2817.00	1	(\$169.00)		
112	Buy	7/12/2018 08:20	SU BUY 2G	2814.75			@ESM23	Emerald LONG DTL
	LExit	7/12/2018 08:40	SU SELL 1G	2817.00	1	\$106.00		
113	Buy	7/24/2018 08:30	SU BUY 2G	2853.75			@ESM23	Emerald LONG DTL
	LExit	7/24/2018 09:30	SU SELL 1G	2847.25	1	(\$331.50)		
114	Buy	7/25/2018 08:00	SU BUY 2G	2848.50			@ESM23	Emerald LONG DTL
	LExit	7/25/2018 08:40	SU SELL 1G	2845.50	1	(\$156.50)		
115	Buy	8/3/2018 08:30	SU BUY 2G	2854.50			@ESM23	Emerald LONG DTL
	LExit	8/3/2018 11:20	SU SELL 1G	2858.25	1	\$181.00		
116	Buy	8/7/2018 08:20	SU BUY 2G	2884.25			@ESM23	Emerald LONG DTL
	LExit	8/7/2018 11:00	SU SELL 1G	2885.75	1	\$68.50		
117	Buy	8/13/2018 08:10	SU BUY 2G	2864.75			@ESM23	Emerald LONG DTL
	LExit	8/13/2018 10:20	SU SELL 1G	2851.25	1	(\$681.50)		
118	Buy	8/14/2018 08:40	SU BUY 2G	2858.25			@ESM23	Emerald LONG DTL
	LExit	8/14/2018 14:00	End of Day Exit	2864.25	1	\$293.50		

119	Buy	8/16/2018 08:20	SU BUY 2G	2862.25			@ESM23	Emerald LONG DTL
	LExit	8/16/2018 12:30	SU SELL 1G	2870.75	1	\$418.50		
120	Buy	8/21/2018 08:00	SU BUY 2G	2891.25			@ESM23	Emerald LONG DTL
	LExit	8/21/2018 13:10	SU SELL 1G	2891.25	1	(\$6.50)		
121	Buy	8/24/2018 08:30	SU BUY 2G	2890.25			@ESM23	Emerald LONG DTL
	LExit	8/24/2018 12:00	SU SELL 1G	2896.75	1	\$318.50		
122	Buy	8/27/2018 08:00	SU BUY 2G	2915.00			@ESM23	Emerald LONG DTL
	LExit	8/27/2018 13:40	SU SELL 1G	2920.25	1	\$256.00		
123	Buy	8/29/2018 08:20	SU BUY 2G	2926.25			@ESM23	Emerald LONG DTL
	LExit	8/29/2018 12:20	SU SELL 1G	2936.75	1	\$518.50		
124	Buy	9/3/2018 08:10	SU BUY 2G	2932.50			@ESM23	Emerald LONG DTL
	LExit	9/3/2018 09:50	SU SELL 1G	2933.50	1	\$43.50		
125	Buy	9/13/2018 08:00	SU BUY 2G	2929.25			@ESM23	Emerald LONG DTL
	LExit	9/13/2018 08:40	Stop Loss	2922.25	1	(\$356.50)		
126	Buy	9/20/2018 08:30	SU BUY 2G	2949.50			@ESM23	Emerald LONG DTL
	LExit	9/20/2018 14:00	End of Day Exit	2955.25	1	\$281.00		
127	Buy	10/1/2018 08:00	SU BUY 2G	2955.75			@ESM23	Emerald LONG DTL
	LExit	10/1/2018 10:50	SU SELL 1G	2952.25	1	(\$181.50)		
128	Buy	10/3/2018 08:30	SU BUY 2G	2960.75			@ESM23	Emerald LONG DTL
	LExit	10/3/2018 09:30	SU SELL 1G	2956.75	1	(\$206.50)		
129	Buy	10/12/2018 08:20	SU BUY 2G	2795.75			@ESM23	Emerald LONG DTL
	LExit	10/12/2018 08:50	SU SELL 1G	2789.50	1	(\$319.00)		
130	Buy	10/16/2018 08:20	SU BUY 2G	2798.75			@ESM23	Emerald LONG DTL
	LExit	10/16/2018 14:00	End of Day Exit	2829.50	1	\$1,531.00		
131	Buy	10/19/2018 08:00	SU BUY 2G	2809.25			@ESM23	Emerald LONG DTL
	LExit	10/19/2018 10:10	SU SELL 1G	2806.00	1	(\$169.00)		
132	Buy	10/29/2018 08:10	SU BUY 2G	2713.00			@ESM23	Emerald LONG DTL
	LExit	10/29/2018 09:10	SU SELL 1G	2714.50	1	\$68.50		
133	Buy	10/31/2018 08:00	SU BUY 2G	2733.50			@ESM23	Emerald LONG DTL
	LExit	10/31/2018 09:40	SU SELL 1G	2741.25	1	\$381.00		
134	Buy	11/2/2018 08:00	SU BUY 2G	2772.75			@ESM23	Emerald LONG DTL
	LExit	11/2/2018 08:10	Stop Loss	2765.75	1	(\$356.50)		
135	Buy	11/6/2018 08:00	SU BUY 2G	2768.75			@ESM23	Emerald LONG DTL
	LExit	11/6/2018 10:10	SU SELL 1G	2766.00	1	(\$144.00)		
136	Buy	11/7/2018 08:40	SU BUY 2G	2801.75			@ESM23	Emerald LONG DTL
	LExit	11/7/2018 14:00	End of Day Exit	2831.75	1	\$1,493.50		
137	Buy	11/26/2018 08:00	SU BUY 2G	2683.25			@ESM23	Emerald LONG DTL
	LExit	11/26/2018 09:00	SU SELL 1G	2683.50	1	\$6.00		
138	Buy	12/28/2018 08:10	SU BUY 2G	2517.50			@ESM23	Emerald LONG DTL
	LExit	12/28/2018 09:00	SU SELL 1G	2500.25	1	(\$869.00)		
139	Buy	1/4/2019 08:00	SU BUY 2G	2508.00			@ESM23	Emerald LONG DTL
	LExit	1/4/2019 10:50	Profit Target	2543.75	1	\$1,781.00		
140	Buy	1/15/2019 08:00	SU BUY 2G	2611.50			@ESM23	Emerald LONG DTL
	LExit	1/15/2019 11:20	SU SELL 1G	2622.75	1	\$556.00		
141	Buy	1/16/2019 08:00	SU BUY 2G	2635.50			@ESM23	Emerald LONG DTL
	LExit	1/16/2019 08:50	Stop Loss	2628.50	1	(\$356.50)		
142	Buy	1/23/2019 08:00	SU BUY 2G	2666.25			@ESM23	Emerald LONG DTL
	LExit	1/23/2019 08:20	Stop Loss	2659.25	1	(\$356.50)		
143	Buy	1/25/2019 08:10	SU BUY 2G	2676.50			@ESM23	Emerald LONG DTL
	LExit	1/25/2019 09:50	SU SELL 1G	2680.50	1	\$193.50		
144	Buy	2/5/2019 09:00	SU BUY 2G	2749.00			@ESM23	Emerald LONG DTL
	LExit	2/5/2019 11:30	SU SELL 1G	2738.75	1	(\$519.00)		
145	Buy	2/12/2019 08:00	SU BUY 2G	2747.25			@ESM23	Emerald LONG DTL
	LExit	2/12/2019 14:00	End of Day Exit	2758.50	1	\$556.00		
146	Buy	2/13/2019 08:00	SU BUY 2G	2775.00			@ESM23	Emerald LONG DTL
	LExit	2/13/2019 08:20	Stop Loss	2768.00	1	(\$356.50)		
147	Buy	2/15/2019 08:00	SU BUY 2G	2784.50			@ESM23	Emerald LONG DTL
	LExit	2/15/2019 09:30	Stop Loss	2777.50	1	(\$356.50)		
148	Buy	2/18/2019 08:10	SU BUY 2G	2792.25			@ESM23	Emerald LONG DTL
	LExit	2/18/2019 10:30	SU SELL 1G	2792.25	1	(\$6.50)		

149	Buy	2/22/2019 08:10	SU BUY 2G	2799.75			@ESM23	Emerald LONG DTL
	LExit	2/22/2019 12:20	SU SELL 1G	2805.50	1	\$281.00		
150	Buy	2/25/2019 08:30	SU BUY 2G	2825.00			@ESM23	Emerald LONG DTL
	LExit	2/25/2019 11:20	SU SELL 1G	2818.75	1	(\$319.00)		
151	Buy	3/1/2019 08:00	SU BUY 2G	2821.50			@ESM23	Emerald LONG DTL
	LExit	3/1/2019 08:20	Stop Loss	2814.50	1	(\$356.50)		
152	Buy	3/11/2019 08:00	SU BUY 2G	2772.00			@ESM23	Emerald LONG DTL
	LExit	3/11/2019 14:00	End of Day Exit	2796.75	1	\$1,231.00		
153	Buy	3/12/2019 08:40	SU BUY 2G	2808.00			@ESM23	Emerald LONG DTL
	LExit	3/12/2019 09:50	SU SELL 1G	2807.75	1	(\$19.00)		
154	Buy	3/13/2019 08:20	SU BUY 2G	2820.25			@ESM23	Emerald LONG DTL
	LExit	3/13/2019 11:50	SU SELL 1G	2831.75	1	\$568.50		
155	Buy	3/15/2019 09:10	SU BUY 2G	2829.75			@ESM23	Emerald LONG DTL
	LExit	3/15/2019 12:50	SU SELL 1G	2839.75	1	\$493.50		
156	Buy	3/18/2019 08:00	SU BUY 2G	2845.75			@ESM23	Emerald LONG DTL
	LExit	3/18/2019 10:00	SU SELL 1G	2840.50	1	(\$269.00)		
157	Buy	3/19/2019 08:30	SU BUY 2G	2861.25			@ESM23	Emerald LONG DTL
	LExit	3/19/2019 09:20	SU SELL 1G	2856.00	1	(\$269.00)		
158	Buy	3/26/2019 08:00	SU BUY 2G	2838.50			@ESM23	Emerald LONG DTL
	LExit	3/26/2019 10:00	Stop Loss	2831.50	1	(\$356.50)		
159	Buy	3/28/2019 08:10	SU BUY 2G	2828.00			@ESM23	Emerald LONG DTL
	LExit	3/28/2019 09:50	SU SELL 1G	2816.25	1	(\$594.00)		
160	Buy	4/1/2019 08:30	SU BUY 2G	2870.25			@ESM23	Emerald LONG DTL
	LExit	4/1/2019 14:00	End of Day Exit	2879.75	1	\$468.50		
161	Buy	4/5/2019 08:10	SU BUY 2G	2901.50			@ESM23	Emerald LONG DTL
	LExit	4/5/2019 11:10	SU SELL 1G	2902.25	1	\$31.00		
162	Buy	4/23/2019 08:00	SU BUY 2G	2926.00			@ESM23	Emerald LONG DTL
	LExit	4/23/2019 12:20	SU SELL 1G	2945.25	1	\$956.00		
163	Buy	4/29/2019 08:00	SU BUY 2G	2954.25			@ESM23	Emerald LONG DTL
	LExit	4/29/2019 14:00	End of Day Exit	2954.00	1	(\$19.00)		
164	Buy	5/3/2019 08:50	SU BUY 2G	2944.00			@ESM23	Emerald LONG DTL
	LExit	5/3/2019 12:40	SU SELL 1G	2955.50	1	\$568.50		
165	Buy	5/14/2019 08:20	SU BUY 2G	2839.75			@ESM23	Emerald LONG DTL
	LExit	5/14/2019 10:50	SU SELL 1G	2855.50	1	\$781.00		
166	Buy	5/16/2019 08:00	SU BUY 2G	2882.25			@ESM23	Emerald LONG DTL
	LExit	5/16/2019 12:30	SU SELL 1G	2893.75	1	\$568.50		
167	Buy	5/21/2019 08:00	SU BUY 2G	2870.00			@ESM23	Emerald LONG DTL
	LExit	5/21/2019 11:10	SU SELL 1G	2875.25	1	\$256.00		
168	Buy	5/28/2019 08:00	SU BUY 2G	2850.00			@ESM23	Emerald LONG DTL
	LExit	5/28/2019 08:20	Stop Loss	2843.00	1	(\$356.50)		
169	Buy	5/30/2019 08:00	SU BUY 2G	2806.00			@ESM23	Emerald LONG DTL
	LExit	5/30/2019 09:00	Stop Loss	2799.00	1	(\$356.50)		
170	Buy	6/4/2019 08:10	SU BUY 2G	2777.75			@ESM23	Emerald LONG DTL
	LExit	6/4/2019 08:30	SU SELL 1G	2782.00	1	\$206.00		
171	Buy	6/7/2019 08:20	SU BUY 2G	2879.00			@ESM23	Emerald LONG DTL
	LExit	6/7/2019 11:50	SU SELL 1G	2889.75	1	\$531.00		
172	Buy	6/10/2019 08:20	SU BUY 2G	2905.50			@ESM23	Emerald LONG DTL
	LExit	6/10/2019 11:20	SU SELL 1G	2906.50	1	\$43.50		
173	Buy	6/13/2019 08:00	SU BUY 2G	2902.75			@ESM23	Emerald LONG DTL
	LExit	6/13/2019 08:10	Stop Loss	2895.75	1	(\$356.50)		
174	Buy	6/17/2019 08:10	SU BUY 2G	2903.00			@ESM23	Emerald LONG DTL
	LExit	6/17/2019 11:00	SU SELL 1G	2903.75	1	\$31.00		
175	Buy	6/18/2019 08:00	SU BUY 2G	2936.75			@ESM23	Emerald LONG DTL
	LExit	6/18/2019 10:00	Stop Loss	2929.75	1	(\$356.50)		
176	Buy	6/27/2019 08:10	SU BUY 2G	2936.00			@ESM23	Emerald LONG DTL
	LExit	6/27/2019 09:20	SU SELL 1G	2934.00	1	(\$106.50)		
177	Buy	7/3/2019 08:00	SU BUY 2G	2989.00			@ESM23	Emerald LONG DTL
	LExit	7/3/2019 14:00	End of Day Exit	3006.00	1	\$843.50		
178	Buy	7/10/2019 08:00	SU BUY 2G	3008.75			@ESM23	Emerald LONG DTL
	LExit	7/10/2019 08:30	Stop Loss	3001.75	1	(\$356.50)		

179	Buy	7/26/2019 09:40	SU BUY 2G	3026.75			@ESM23	Emerald LONG DTL
	LExit	7/26/2019 14:00	End of Day Exit	3031.75	1	\$243.50		
180	Buy	8/8/2019 08:20	SU BUY 2G	2912.50			@ESM23	Emerald LONG DTL
	LExit	8/8/2019 13:20	SU SELL 1G	2936.50	1	\$1,193.50		
181	Buy	8/13/2019 08:00	SU BUY 2G	2929.00			@ESM23	Emerald LONG DTL
	LExit	8/13/2019 11:00	SU SELL 1G	2935.75	1	\$331.00		
182	Buy	8/16/2019 08:50	SU BUY 2G	2884.25			@ESM23	Emerald LONG DTL
	LExit	8/16/2019 11:20	SU SELL 1G	2895.75	1	\$568.50		
183	Buy	8/29/2019 08:00	SU BUY 2G	2927.25			@ESM23	Emerald LONG DTL
	LExit	8/29/2019 08:20	Stop Loss	2920.25	1	(\$356.50)		
184	Buy	9/5/2019 08:00	SU BUY 2G	2977.00			@ESM23	Emerald LONG DTL
	LExit	9/5/2019 10:30	SU SELL 1G	2982.50	1	\$268.50		
185	Buy	9/11/2019 08:30	SU BUY 2G	2991.25			@ESM23	Emerald LONG DTL
	LExit	9/11/2019 13:50	SU SELL 1G	3001.25	1	\$493.50		
186	Buy	9/12/2019 08:40	SU BUY 2G	3022.50			@ESM23	Emerald LONG DTL
	LExit	9/12/2019 09:20	SU SELL 1G	3012.25	1	(\$519.00)		
187	Buy	9/19/2019 08:20	SU BUY 2G	3021.25			@ESM23	Emerald LONG DTL
	LExit	9/19/2019 11:30	SU SELL 1G	3020.75	1	(\$31.50)		
188	Buy	9/24/2019 08:00	SU BUY 2G	3010.75			@ESM23	Emerald LONG DTL
	LExit	9/24/2019 08:20	Stop Loss	3003.75	1	(\$356.50)		
189	Buy	10/1/2019 08:00	SU BUY 2G	2996.50			@ESM23	Emerald LONG DTL
	LExit	10/1/2019 08:10	Stop Loss	2989.50	1	(\$356.50)		
190	Buy	10/4/2019 09:10	SU BUY 2G	2928.75			@ESM23	Emerald LONG DTL
	LExit	10/4/2019 14:00	End of Day Exit	2954.00	1	\$1,256.00		
191	Buy	10/9/2019 08:00	SU BUY 2G	2918.25			@ESM23	Emerald LONG DTL
	LExit	10/9/2019 09:00	SU SELL 1G	2918.50	1	\$6.00		
192	Buy	10/10/2019 08:00	SU BUY 2G	2930.25			@ESM23	Emerald LONG DTL
	LExit	10/10/2019 11:00	SU SELL 1G	2940.50	1	\$506.00		
193	Buy	10/11/2019 08:00	SU BUY 2G	2982.75			@ESM23	Emerald LONG DTL
	LExit	10/11/2019 10:40	SU SELL 1G	2984.50	1	\$81.00		
194	Buy	10/15/2019 08:00	SU BUY 2G	2984.00			@ESM23	Emerald LONG DTL
	LExit	10/15/2019 11:30	SU SELL 1G	3003.00	1	\$943.50		
195	Buy	10/17/2019 08:10	SU BUY 2G	3009.75			@ESM23	Emerald LONG DTL
	LExit	10/17/2019 09:30	SU SELL 1G	3003.25	1	(\$331.50)		
196	Buy	10/22/2019 08:10	SU BUY 2G	3015.00			@ESM23	Emerald LONG DTL
	LExit	10/22/2019 08:40	SU SELL 1G	3013.75	1	(\$69.00)		
197	Buy	10/28/2019 08:00	SU BUY 2G	3042.75			@ESM23	Emerald LONG DTL
	LExit	10/28/2019 11:00	SU SELL 1G	3041.25	1	(\$81.50)		
198	Buy	11/1/2019 08:00	SU BUY 2G	3056.25			@ESM23	Emerald LONG DTL
	LExit	11/1/2019 09:10	SU SELL 1G	3062.75	1	\$318.50		
199	Buy	11/7/2019 08:00	SU BUY 2G	3095.25			@ESM23	Emerald LONG DTL
	LExit	11/7/2019 12:00	SU SELL 1G	3092.75	1	(\$131.50)		
200	Buy	11/12/2019 08:00	SU BUY 2G	3096.25			@ESM23	Emerald LONG DTL
	LExit	11/12/2019 10:40	SU SELL 1G	3097.50	1	\$56.00		
201	Buy	11/25/2019 08:00	SU BUY 2G	3128.25			@ESM23	Emerald LONG DTL
	LExit	11/25/2019 11:00	SU SELL 1G	3132.00	1	\$181.00		
202	Buy	11/27/2019 08:10	SU BUY 2G	3148.25			@ESM23	Emerald LONG DTL
	LExit	11/27/2019 08:30	SU SELL 1G	3147.00	1	(\$69.00)		
203	Buy	12/4/2019 08:00	SU BUY 2G	3115.75			@ESM23	Emerald LONG DTL
	LExit	12/4/2019 11:00	SU SELL 1G	3117.75	1	\$93.50		
204	Buy	12/6/2019 08:00	SU BUY 2G	3146.75			@ESM23	Emerald LONG DTL
	LExit	12/6/2019 13:40	SU SELL 1G	3150.75	1	\$193.50		
205	Buy	12/11/2019 08:10	SU BUY 2G	3145.25			@ESM23	Emerald LONG DTL
	LExit	12/11/2019 09:20	SU SELL 1G	3139.75	1	(\$281.50)		
206	Buy	12/12/2019 08:20	SU BUY 2G	3174.25			@ESM23	Emerald LONG DTL
	LExit	12/12/2019 10:50	SU SELL 1G	3162.75	1	(\$581.50)		
207	Buy	12/16/2019 08:00	SU BUY 2G	3196.25			@ESM23	Emerald LONG DTL
	LExit	12/16/2019 12:30	SU SELL 1G	3200.50	1	\$206.00		
208	Buy	12/19/2019 08:00	SU BUY 2G	3200.75			@ESM23	Emerald LONG DTL
	LExit	12/19/2019 08:40	SU SELL 1G	3201.75	1	\$43.50		
209	Buy	12/20/2019 09:30	SU BUY 2G	3227.00			@ESM23	Emerald LONG DTL

	LExit	12/20/2019 11:50	SU SELL 1G	3227.50	1	\$18.50		
210	Buy	12/26/2019 08:00	SU BUY 2G	3234.00			@ESM23	Emerald LONG DTL
	LExit	12/26/2019 11:30	SU SELL 1G	3237.00	1	\$143.50		
211	Buy	1/8/2020 08:00	SU BUY 2G	3245.25			@ESM23	Emerald LONG DTL
	LExit	1/8/2020 12:20	SU SELL 1G	3259.00	1	\$681.00		
212	Buy	1/10/2020 08:10	SU BUY 2G	3281.25			@ESM23	Emerald LONG DTL
	LExit	1/10/2020 08:50	SU SELL 1G	3282.25	1	\$43.50		
213	Buy	1/15/2020 08:00	SU BUY 2G	3292.25			@ESM23	Emerald LONG DTL
	LExit	1/15/2020 11:30	SU SELL 1G	3291.25	1	(\$56.50)		
214	Buy	1/16/2020 08:20	SU BUY 2G	3307.25			@ESM23	Emerald LONG DTL
	LExit	1/16/2020 10:50	SU SELL 1G	3308.75	1	\$68.50		
215	Buy	1/17/2020 08:10	SU BUY 2G	3325.50			@ESM23	Emerald LONG DTL
	LExit	1/17/2020 08:40	SU SELL 1G	3326.75	1	\$56.00		
216	Buy	1/22/2020 08:00	SU BUY 2G	3336.00			@ESM23	Emerald LONG DTL
	LExit	1/22/2020 09:50	SU SELL 1G	3329.75	1	(\$319.00)		
217	Buy	1/28/2020 08:10	SU BUY 2G	3257.75			@ESM23	Emerald LONG DTL
	LExit	1/28/2020 14:00	End of Day Exit	3276.25	1	\$918.50		
218	Buy	2/3/2020 08:00	SU BUY 2G	3255.50			@ESM23	Emerald LONG DTL
	LExit	2/3/2020 10:10	SU SELL 1G	3248.50	1	(\$356.50)		
219	Buy	2/4/2020 08:50	SU BUY 2G	3298.25			@ESM23	Emerald LONG DTL
	LExit	2/4/2020 12:00	SU SELL 1G	3301.50	1	\$156.00		
220	Buy	2/11/2020 08:30	SU BUY 2G	3372.25			@ESM23	Emerald LONG DTL
	LExit	2/11/2020 10:00	SU SELL 1G	3366.25	1	(\$306.50)		
221	Buy	2/17/2020 09:00	SU BUY 2G	3388.75			@ESM23	Emerald LONG DTL
	LExit	2/17/2020 14:00	End of Day Exit	3388.50	1	(\$19.00)		
222	Buy	2/19/2020 08:00	SU BUY 2G	3386.00			@ESM23	Emerald LONG DTL
	LExit	2/19/2020 10:30	SU SELL 1G	3392.25	1	\$306.00		
223	Buy	3/24/2020 08:30	SU BUY 2G	2380.75			@ESM23	Emerald LONG DTL
	LExit	3/24/2020 10:10	Profit Target	2414.75	1	\$1,693.50		
224	Buy	4/6/2020 08:10	SU BUY 2G	2608.25			@ESM23	Emerald LONG DTL
	LExit	4/6/2020 13:40	Profit Target	2645.25	1	\$1,843.50		
225	Buy	4/7/2020 08:10	SU BUY 2G	2747.00			@ESM23	Emerald LONG DTL
	LExit	4/7/2020 08:20	Stop Loss	2711.00	1	(\$1,806.50)		
226	Buy	4/9/2020 08:00	SU BUY 2G	2805.50			@ESM23	Emerald LONG DTL
	LExit	4/9/2020 08:10	Stop Loss	2798.50	1	(\$356.50)		
227	Buy	4/14/2020 08:00	SU BUY 2G	2833.50			@ESM23	Emerald LONG DTL
	LExit	4/14/2020 09:00	Stop Loss	2826.50	1	(\$356.50)		
228	Buy	4/23/2020 08:30	SU BUY 2G	2831.75			@ESM23	Emerald LONG DTL
	LExit	4/23/2020 11:10	SU SELL 1G	2819.50	1	(\$619.00)		
229	Buy	4/27/2020 09:00	SU BUY 2G	2870.25			@ESM23	Emerald LONG DTL
	LExit	4/27/2020 12:50	SU SELL 1G	2881.00	1	\$531.00		
230	Buy	4/29/2020 08:10	SU BUY 2G	2929.50			@ESM23	Emerald LONG DTL
	LExit	4/29/2020 12:40	SU SELL 1G	2944.00	1	\$718.50		
231	Buy	5/5/2020 08:00	SU BUY 2G	2884.75			@ESM23	Emerald LONG DTL
	LExit	5/5/2020 11:30	SU SELL 1G	2891.50	1	\$331.00		
232	Buy	5/7/2020 08:00	SU BUY 2G	2892.00			@ESM23	Emerald LONG DTL
	LExit	5/7/2020 12:30	SU SELL 1G	2895.25	1	\$156.00		
233	Buy	5/8/2020 08:10	SU BUY 2G	2917.00			@ESM23	Emerald LONG DTL
	LExit	5/8/2020 08:20	SU SELL 1G	2919.00	1	\$93.50		
234	Buy	5/18/2020 08:30	SU BUY 2G	2944.25			@ESM23	Emerald LONG DTL
	LExit	5/18/2020 14:00	End of Day Exit	2958.50	1	\$706.00		
235	Buy	5/20/2020 08:00	SU BUY 2G	2975.00			@ESM23	Emerald LONG DTL
	LExit	5/20/2020 11:30	SU SELL 1G	2973.25	1	(\$94.00)		
236	Buy	6/3/2020 08:10	SU BUY 2G	3114.25			@ESM23	Emerald LONG DTL
	LExit	6/3/2020 10:40	SU SELL 1G	3124.25	1	\$493.50		
237	Buy	6/5/2020 08:00	SU BUY 2G	3191.00			@ESM23	Emerald LONG DTL
	LExit	6/5/2020 08:10	Stop Loss	3184.00	1	(\$356.50)		
238	Buy	6/30/2020 09:10	SU BUY 2G	3087.00			@ESM23	Emerald LONG DTL
	LExit	6/30/2020 11:30	SU SELL 1G	3082.00	1	(\$256.50)		
239	Buy	7/1/2020 08:00	SU BUY 2G	3125.25			@ESM23	Emerald LONG DTL
	LExit	7/1/2020 09:30	Stop Loss	3118.25	1	(\$356.50)		

240	Buy	7/2/2020 08:00	SU BUY 2G	3173.00		@ESM23	Emerald LONG DTL
	LExit	7/2/2020 08:30	Stop Loss	3166.00	1	(\$356.50)	
241	Buy	7/6/2020 08:10	SU BUY 2G	3189.50		@ESM23	Emerald LONG DTL
	LExit	7/6/2020 08:50	SU SELL 1G	3184.50	1	(\$256.50)	
242	Buy	7/10/2020 08:00	SU BUY 2G	3167.00		@ESM23	Emerald LONG DTL
	LExit	7/10/2020 08:30	SU SELL 1G	3162.75	1	(\$219.00)	
243	Buy	7/13/2020 08:30	SU BUY 2G	3227.75		@ESM23	Emerald LONG DTL
	LExit	7/13/2020 12:30	SU SELL 1G	3230.25	1	\$118.50	
244	Buy	7/21/2020 08:10	SU BUY 2G	3289.00		@ESM23	Emerald LONG DTL
	LExit	7/21/2020 08:50	SU SELL 1G	3282.00	1	(\$356.50)	
245	Buy	7/27/2020 08:10	SU BUY 2G	3248.25		@ESM23	Emerald LONG DTL
	LExit	7/27/2020 10:00	SU SELL 1G	3240.50	1	(\$394.00)	
246	Buy	7/31/2020 08:10	SU BUY 2G	3269.00		@ESM23	Emerald LONG DTL
	LExit	7/31/2020 08:50	SU SELL 1G	3255.00	1	(\$706.50)	
247	Buy	8/3/2020 08:10	SU BUY 2G	3305.25		@ESM23	Emerald LONG DTL
	LExit	8/3/2020 09:10	SU SELL 1G	3304.00	1	(\$69.00)	
248	Buy	8/5/2020 08:00	SU BUY 2G	3338.00		@ESM23	Emerald LONG DTL
	LExit	8/5/2020 11:30	SU SELL 1G	3340.25	1	\$106.00	
249	Buy	8/10/2020 08:00	SU BUY 2G	3376.50		@ESM23	Emerald LONG DTL
	LExit	8/10/2020 09:20	SU SELL 1G	3359.50	1	(\$856.50)	
250	Buy	8/11/2020 08:00	SU BUY 2G	3392.50		@ESM23	Emerald LONG DTL
	LExit	8/11/2020 08:10	Stop Loss	3385.50	1	(\$356.50)	
251	Buy	8/17/2020 08:00	SU BUY 2G	3401.50		@ESM23	Emerald LONG DTL
	LExit	8/17/2020 08:40	SU SELL 1G	3400.75	1	(\$44.00)	
252	Buy	8/18/2020 08:00	SU BUY 2G	3411.50		@ESM23	Emerald LONG DTL
	LExit	8/18/2020 08:10	Stop Loss	3404.50	1	(\$356.50)	
253	Buy	8/19/2020 08:20	SU BUY 2G	3409.75		@ESM23	Emerald LONG DTL
	LExit	8/19/2020 08:30	SU SELL 1G	3411.25	1	\$68.50	
254	Buy	8/25/2020 08:10	SU BUY 2G	3455.00		@ESM23	Emerald LONG DTL
	LExit	8/25/2020 08:30	SU SELL 1G	3453.00	1	(\$106.50)	
255	Buy	8/26/2020 08:50	SU BUY 2G	3472.75		@ESM23	Emerald LONG DTL
	LExit	8/26/2020 14:00	End of Day Exit	3497.25	1	\$1,218.50	
256	Buy	9/9/2020 08:10	SU BUY 2G	3403.00		@ESM23	Emerald LONG DTL
	LExit	9/9/2020 13:40	SU SELL 1G	3444.00	1	\$2,043.50	
257	Buy	9/10/2020 08:30	SU BUY 2G	3444.75		@ESM23	Emerald LONG DTL
	LExit	9/10/2020 09:00	Stop Loss	3408.75	1	(\$1,806.50)	
258	Buy	9/14/2020 08:00	SU BUY 2G	3409.50		@ESM23	Emerald LONG DTL
	LExit	9/14/2020 10:40	SU SELL 1G	3418.75	1	\$456.00	
259	Buy	9/15/2020 08:20	SU BUY 2G	3437.75		@ESM23	Emerald LONG DTL
	LExit	9/15/2020 09:10	SU SELL 1G	3436.50	1	(\$69.00)	
260	Buy	9/30/2020 08:00	SU BUY 2G	3375.50		@ESM23	Emerald LONG DTL
	LExit	9/30/2020 13:10	SU SELL 1G	3392.00	1	\$818.50	
261	Buy	10/5/2020 08:30	SU BUY 2G	3409.50		@ESM23	Emerald LONG DTL
	LExit	10/5/2020 12:30	SU SELL 1G	3413.50	1	\$193.50	
262	Buy	10/7/2020 08:00	SU BUY 2G	3424.75		@ESM23	Emerald LONG DTL
	LExit	10/7/2020 08:20	SU SELL 1G	3423.50	1	(\$69.00)	
263	Buy	10/9/2020 08:00	SU BUY 2G	3489.50		@ESM23	Emerald LONG DTL
	LExit	10/9/2020 08:20	Stop Loss	3482.50	1	(\$356.50)	
264	Buy	10/12/2020 08:20	SU BUY 2G	3529.50		@ESM23	Emerald LONG DTL
	LExit	10/12/2020 13:40	SU SELL 1G	3567.25	1	\$1,881.00	
265	Buy	10/14/2020 08:00	SU BUY 2G	3551.50		@ESM23	Emerald LONG DTL
	LExit	10/14/2020 08:50	SU SELL 1G	3537.25	1	(\$719.00)	
266	Buy	10/16/2020 08:10	SU BUY 2G	3524.25		@ESM23	Emerald LONG DTL
	LExit	10/16/2020 09:50	SU SELL 1G	3524.25	1	(\$6.50)	
267	Buy	11/2/2020 08:10	SU BUY 2G	3339.75		@ESM23	Emerald LONG DTL
	LExit	11/2/2020 09:20	SU SELL 1G	3337.50	1	(\$119.00)	
268	Buy	11/3/2020 08:10	SU BUY 2G	3386.25		@ESM23	Emerald LONG DTL
	LExit	11/3/2020 11:20	SU SELL 1G	3397.25	1	\$543.50	
269	Buy	11/4/2020 08:10	SU BUY 2G	3457.25		@ESM23	Emerald LONG DTL
	LExit	11/4/2020 10:30	Profit Target	3506.50	1	\$2,456.00	
270	Buy	11/5/2020 08:00	SU BUY 2G	3533.75		@ESM23	Emerald LONG DTL
	LExit	11/5/2020 10:30	Stop Loss	3526.75	1	(\$356.50)	

271	Buy	11/13/2020 08:00	SU BUY 2G	3593.75			@ESM23	Emerald LONG DTL
	LExit	11/13/2020 14:00	End of Day Exit	3614.25	1	\$1,018.50		
272	Buy	11/23/2020 08:00	SU BUY 2G	3617.25			@ESM23	Emerald LONG DTL
	LExit	11/23/2020 08:50	SU SELL 1G	3601.00	1	(\$819.00)		
273	Buy	11/24/2020 08:20	SU BUY 2G	3639.25			@ESM23	Emerald LONG DTL
	LExit	11/24/2020 12:50	SU SELL 1G	3662.00	1	\$1,131.00		
274	Buy	11/26/2020 08:00	SU BUY 2G	3661.75			@ESM23	Emerald LONG DTL
	LExit	11/26/2020 09:30	SU SELL 1G	3660.50	1	(\$69.00)		
275	Buy	12/1/2020 08:00	SU BUY 2G	3692.75			@ESM23	Emerald LONG DTL
	LExit	12/1/2020 10:20	SU SELL 1G	3701.00	1	\$406.00		
276	Buy	12/3/2020 08:30	SU BUY 2G	3710.25			@ESM23	Emerald LONG DTL
	LExit	12/3/2020 11:10	SU SELL 1G	3707.00	1	(\$169.00)		
277	Buy	12/4/2020 08:00	SU BUY 2G	3715.25			@ESM23	Emerald LONG DTL
	LExit	12/4/2020 11:10	SU SELL 1G	3722.75	1	\$368.50		
278	Buy	12/14/2020 08:00	SU BUY 2G	3727.25			@ESM23	Emerald LONG DTL
	LExit	12/14/2020 08:50	Stop Loss	3720.25	1	(\$356.50)		
279	Buy	12/23/2020 08:50	SU BUY 2G	3734.25			@ESM23	Emerald LONG DTL
	LExit	12/23/2020 10:10	SU SELL 1G	3737.00	1	\$131.00		
280	Buy	12/30/2020 08:00	SU BUY 2G	3774.00			@ESM23	Emerald LONG DTL
	LExit	12/30/2020 10:30	SU SELL 1G	3771.25	1	(\$144.00)		
281	Buy	1/5/2021 08:00	SU BUY 2G	3748.25			@ESM23	Emerald LONG DTL
	LExit	1/5/2021 09:40	SU SELL 1G	3740.75	1	(\$381.50)		
282	Buy	1/7/2021 08:00	SU BUY 2G	3814.50			@ESM23	Emerald LONG DTL
	LExit	1/7/2021 10:50	SU SELL 1G	3831.00	1	\$818.50		
283	Buy	1/8/2021 08:30	SU BUY 2G	3853.50			@ESM23	Emerald LONG DTL
	LExit	1/8/2021 08:50	SU SELL 1G	3841.75	1	(\$594.00)		
284	Buy	1/13/2021 08:00	SU BUY 2G	3833.50			@ESM23	Emerald LONG DTL
	LExit	1/13/2021 08:30	SU SELL 1G	3835.50	1	\$93.50		
285	Buy	1/20/2021 08:30	SU BUY 2G	3871.25			@ESM23	Emerald LONG DTL
	LExit	1/20/2021 14:00	End of Day Exit	3883.25	1	\$593.50		
286	Buy	1/25/2021 08:30	SU BUY 2G	3890.25			@ESM23	Emerald LONG DTL
	LExit	1/25/2021 09:10	Stop Loss	3854.25	1	(\$1,806.50)		
287	Buy	2/2/2021 08:00	SU BUY 2G	3854.75			@ESM23	Emerald LONG DTL
	LExit	2/2/2021 12:50	SU SELL 1G	3875.25	1	\$1,018.50		
288	Buy	2/4/2021 08:00	SU BUY 2G	3880.75			@ESM23	Emerald LONG DTL
	LExit	2/4/2021 14:00	End of Day Exit	3905.50	1	\$1,231.00		
289	Buy	2/8/2021 09:00	SU BUY 2G	3942.00			@ESM23	Emerald LONG DTL
	LExit	2/8/2021 09:40	SU SELL 1G	3935.50	1	(\$331.50)		
290	Buy	2/11/2021 08:00	SU BUY 2G	3960.00			@ESM23	Emerald LONG DTL
	LExit	2/11/2021 08:40	SU SELL 1G	3954.25	1	(\$294.00)		
291	Buy	2/15/2021 08:00	SU BUY 2G	3990.25			@ESM23	Emerald LONG DTL
	LExit	2/15/2021 14:00	End of Day Exit	3991.25	1	\$43.50		
292	Buy	3/1/2021 08:00	SU BUY 2G	3906.75			@ESM23	Emerald LONG DTL
	LExit	3/1/2021 14:00	End of Day Exit	3938.50	1	\$1,581.00		
293	Buy	3/8/2021 08:30	SU BUY 2G	3904.75			@ESM23	Emerald LONG DTL
	LExit	3/8/2021 12:20	SU SELL 1G	3895.25	1	(\$481.50)		
294	Buy	3/9/2021 08:00	SU BUY 2G	3909.75			@ESM23	Emerald LONG DTL
	LExit	3/9/2021 10:10	SU SELL 1G	3932.25	1	\$1,118.50		
295	Buy	3/10/2021 08:10	SU BUY 2G	3946.00			@ESM23	Emerald LONG DTL
	LExit	3/10/2021 09:00	SU SELL 1G	3937.75	1	(\$419.00)		
296	Buy	3/11/2021 08:10	SU BUY 2G	3972.50			@ESM23	Emerald LONG DTL
	LExit	3/11/2021 13:20	SU SELL 1G	3984.50	1	\$593.50		
297	Buy	3/16/2021 08:10	SU BUY 2G	4017.50			@ESM23	Emerald LONG DTL
	LExit	3/16/2021 10:10	SU SELL 1G	4013.00	1	(\$231.50)		
298	Buy	3/22/2021 08:00	SU BUY 2G	3965.00			@ESM23	Emerald LONG DTL
	LExit	3/22/2021 14:00	End of Day Exit	3980.00	1	\$743.50		
299	Buy	3/26/2021 08:20	SU BUY 2G	3970.25			@ESM23	Emerald LONG DTL
	LExit	3/26/2021 12:40	SU SELL 1G	3969.75	1	(\$31.50)		

300	Buy LExit	3/31/2021 08:20 3/31/2021 13:10	SU BUY 2G SU SELL 1G	4018.75 4027.00	1	\$406.00	@ESM23	Emerald LONG DTL
301	Buy LExit	4/1/2021 08:20 4/1/2021 13:50	SU BUY 2G SU SELL 1G	4043.75 4050.25	1	\$318.50	@ESM23	Emerald LONG DTL
302	Buy LExit	4/5/2021 08:00 4/5/2021 12:50	SU BUY 2G SU SELL 1G	4098.00 4121.00	1	\$1,143.50	@ESM23	Emerald LONG DTL
303	Buy LExit	4/9/2021 08:00 4/9/2021 14:00	SU BUY 2G End of Day Exit	4143.50 4169.50	1	\$1,293.50	@ESM23	Emerald LONG DTL
304	Buy LExit	4/14/2021 08:00 4/14/2021 10:50	SU BUY 2G SU SELL 1G	4188.25 4188.75	1	\$18.50	@ESM23	Emerald LONG DTL
305	Buy LExit	4/15/2021 08:40 4/15/2021 13:50	SU BUY 2G SU SELL 1G	4200.50 4209.25	1	\$431.00	@ESM23	Emerald LONG DTL
306	Buy LExit	4/26/2021 08:00 4/26/2021 10:30	SU BUY 2G SU SELL 1G	4232.50 4228.50	1	(\$206.50)	@ESM23	Emerald LONG DTL
307	Buy LExit	4/28/2021 08:10 4/28/2021 10:20	SU BUY 2G SU SELL 1G	4238.00 4230.50	1	(\$381.50)	@ESM23	Emerald LONG DTL
308	Buy LExit	5/3/2021 08:10 5/3/2021 09:50	SU BUY 2G SU SELL 1G	4249.00 4242.00	1	(\$356.50)	@ESM23	Emerald LONG DTL
309	Buy LExit	5/7/2021 08:00 5/7/2021 11:00	SU BUY 2G SU SELL 1G	4268.00 4273.00	1	\$243.50	@ESM23	Emerald LONG DTL
310	Buy LExit	5/13/2021 08:00 5/13/2021 11:20	SU BUY 2G SU SELL 1G	4138.25 4153.75	1	\$768.50	@ESM23	Emerald LONG DTL
311	Buy LExit	5/14/2021 08:00 5/14/2021 14:00	SU BUY 2G End of Day Exit	4194.50 4219.50	1	\$1,243.50	@ESM23	Emerald LONG DTL
312	Buy LExit	5/20/2021 08:00 5/20/2021 11:00	SU BUY 2G SU SELL 1G	4184.75 4199.00	1	\$706.00	@ESM23	Emerald LONG DTL
313	Buy LExit	5/24/2021 08:00 5/24/2021 14:00	SU BUY 2G End of Day Exit	4231.00 4245.00	1	\$693.50	@ESM23	Emerald LONG DTL
314	Buy LExit	5/27/2021 08:30 5/27/2021 09:20	SU BUY 2G SU SELL 1G	4258.00 4254.75	1	(\$169.00)	@ESM23	Emerald LONG DTL
315	Buy LExit	6/4/2021 08:00 6/4/2021 10:30	SU BUY 2G SU SELL 1G	4265.50 4269.50	1	\$193.50	@ESM23	Emerald LONG DTL
316	Buy LExit	6/23/2021 08:00 6/23/2021 09:30	SU BUY 2G SU SELL 1G	4300.00 4296.50	1	(\$181.50)	@ESM23	Emerald LONG DTL
317	Buy LExit	6/24/2021 08:30 6/24/2021 10:20	SU BUY 2G SU SELL 1G	4317.00 4314.00	1	(\$156.50)	@ESM23	Emerald LONG DTL
318	Buy LExit	6/25/2021 08:30 6/25/2021 10:50	SU BUY 2G SU SELL 1G	4328.00 4327.75	1	(\$19.00)	@ESM23	Emerald LONG DTL
319	Buy LExit	6/29/2021 09:40 6/29/2021 11:00	SU BUY 2G SU SELL 1G	4347.25 4344.50	1	(\$144.00)	@ESM23	Emerald LONG DTL
320	Buy LExit	7/1/2021 08:00 7/1/2021 11:20	SU BUY 2G SU SELL 1G	4359.25 4362.50	1	\$156.00	@ESM23	Emerald LONG DTL
321	Buy LExit	7/2/2021 08:30 7/2/2021 14:00	SU BUY 2G End of Day Exit	4384.75 4403.25	1	\$918.50	@ESM23	Emerald LONG DTL
322	Buy LExit	7/9/2021 08:00 7/9/2021 12:00	SU BUY 2G SU SELL 1G	4398.50 4414.00	1	\$768.50	@ESM23	Emerald LONG DTL
323	Buy LExit	7/20/2021 08:10 7/20/2021 13:20	SU BUY 2G SU SELL 1G	4347.00 4382.50	1	\$1,768.50	@ESM23	Emerald LONG DTL
324	Buy LExit	7/21/2021 08:00 7/21/2021 11:00	SU BUY 2G SU SELL 1G	4397.00 4401.50	1	\$218.50	@ESM23	Emerald LONG DTL
325	Buy LExit	7/29/2021 08:40 7/29/2021 13:00	SU BUY 2G SU SELL 1G	4474.50 4476.25	1	\$81.00	@ESM23	Emerald LONG DTL
326	Buy LExit	8/2/2021 08:00 8/2/2021 08:10	SU BUY 2G Stop Loss	4470.50 4463.50	1	(\$356.50)	@ESM23	Emerald LONG DTL
327	Buy LExit	8/5/2021 09:00 8/5/2021 11:20	SU BUY 2G SU SELL 1G	4471.50 4469.00	1	(\$131.50)	@ESM23	Emerald LONG DTL
328	Buy LExit	8/6/2021 09:20 8/6/2021 10:00	SU BUY 2G SU SELL 1G	4485.50 4485.50	1	(\$6.50)	@ESM23	Emerald LONG DTL
329	Buy LExit	8/10/2021 08:10 8/10/2021 09:30	SU BUY 2G SU SELL 1G	4492.75 4484.50	1	(\$419.00)	@ESM23	Emerald LONG DTL

330	Buy	8/20/2021 08:00	SU BUY 2G	4479.75			@ESM23	Emerald LONG DTL
	LExit	8/20/2021 12:20	SU SELL 1G	4495.00	1	\$756.00		
331	Buy	8/23/2021 08:00	SU BUY 2G	4524.00			@ESM23	Emerald LONG DTL
	LExit	8/23/2021 13:40	SU SELL 1G	4541.75	1	\$881.00		
332	Buy	8/24/2021 08:30	SU BUY 2G	4546.75			@ESM23	Emerald LONG DTL
	LExit	8/24/2021 09:20	SU SELL 1G	4545.75	1	(\$56.50)		
333	Buy	8/27/2021 08:00	SU BUY 2G	4540.00			@ESM23	Emerald LONG DTL
	LExit	8/27/2021 08:10	SU SELL 1G	4541.50	1	\$68.50		
334	Buy	8/30/2021 08:20	SU BUY 2G	4578.50			@ESM23	Emerald LONG DTL
	LExit	8/30/2021 11:50	SU SELL 1G	4591.00	1	\$618.50		
335	Buy	9/2/2021 08:00	SU BUY 2G	4601.00			@ESM23	Emerald LONG DTL
	LExit	9/2/2021 10:40	SU SELL 1G	4596.00	1	(\$256.50)		
336	Buy	9/6/2021 08:10	SU BUY 2G	4607.50			@ESM23	Emerald LONG DTL
	LExit	9/6/2021 09:00	SU SELL 1G	4606.75	1	(\$44.00)		
337	Buy	9/9/2021 08:00	SU BUY 2G	4580.50			@ESM23	Emerald LONG DTL
	LExit	9/9/2021 09:30	Stop Loss	4573.50	1	(\$356.50)		
338	Buy	9/21/2021 08:00	SU BUY 2G	4452.50			@ESM23	Emerald LONG DTL
	LExit	9/21/2021 08:10	Stop Loss	4439.25	1	(\$669.00)		
339	Buy	9/23/2021 08:00	SU BUY 2G	4499.50			@ESM23	Emerald LONG DTL
	LExit	9/23/2021 13:10	SU SELL 1G	4517.25	1	\$881.00		
340	Buy	9/29/2021 08:10	SU BUY 2G	4437.00			@ESM23	Emerald LONG DTL
	LExit	9/29/2021 10:00	SU SELL 1G	4430.25	1	(\$344.00)		
341	Buy	10/5/2021 08:10	SU BUY 2G	4386.25			@ESM23	Emerald LONG DTL
	LExit	10/5/2021 10:10	SU SELL 1G	4419.75	1	\$1,668.50		
342	Buy	10/7/2021 08:20	SU BUY 2G	4484.00			@ESM23	Emerald LONG DTL
	LExit	10/7/2021 10:50	SU SELL 1G	4487.00	1	\$143.50		
343	Buy	10/14/2021 08:10	SU BUY 2G	4469.25			@ESM23	Emerald LONG DTL
	LExit	10/14/2021 14:00	End of Day Exit	4498.25	1	\$1,443.50		
344	Buy	10/15/2021 08:10	SU BUY 2G	4526.25			@ESM23	Emerald LONG DTL
	LExit	10/15/2021 10:20	SU SELL 1G	4524.25	1	(\$106.50)		
345	Buy	10/19/2021 08:30	SU BUY 2G	4569.50			@ESM23	Emerald LONG DTL
	LExit	10/19/2021 13:00	SU SELL 1G	4572.75	1	\$156.00		
346	Buy	10/20/2021 08:00	SU BUY 2G	4592.75			@ESM23	Emerald LONG DTL
	LExit	10/20/2021 10:50	SU SELL 1G	4598.75	1	\$293.50		
347	Buy	10/26/2021 08:30	SU BUY 2G	4657.25			@ESM23	Emerald LONG DTL
	LExit	10/26/2021 10:30	SU SELL 1G	4644.25	1	(\$656.50)		
348	Buy	10/28/2021 08:00	SU BUY 2G	4640.75			@ESM23	Emerald LONG DTL
	LExit	10/28/2021 11:00	SU SELL 1G	4647.25	1	\$318.50		
349	Buy	11/2/2021 08:20	SU BUY 2G	4685.75			@ESM23	Emerald LONG DTL
	LExit	11/2/2021 12:00	SU SELL 1G	4690.50	1	\$231.00		
350	Buy	11/4/2021 08:10	SU BUY 2G	4737.50			@ESM23	Emerald LONG DTL
	LExit	11/4/2021 09:50	SU SELL 1G	4730.25	1	(\$369.00)		
351	Buy	11/5/2021 08:00	SU BUY 2G	4774.50			@ESM23	Emerald LONG DTL
	LExit	11/5/2021 10:00	Stop Loss	4767.50	1	(\$356.50)		
352	Buy	11/16/2021 08:00	SU BUY 2G	4762.75			@ESM23	Emerald LONG DTL
	LExit	11/16/2021 08:30	Stop Loss	4755.75	1	(\$356.50)		
353	Buy	11/22/2021 08:00	SU BUY 2G	4799.75			@ESM23	Emerald LONG DTL
	LExit	11/22/2021 09:50	Stop Loss	4792.75	1	(\$356.50)		
354	Buy	11/25/2021 08:10	SU BUY 2G	4777.75			@ESM23	Emerald LONG DTL
	LExit	11/25/2021 09:30	SU SELL 1G	4773.00	1	(\$244.00)		
355	Buy	12/1/2021 08:10	SU BUY 2G	4687.75			@ESM23	Emerald LONG DTL
	LExit	12/1/2021 10:20	SU SELL 1G	4703.00	1	\$756.00		
356	Buy	12/6/2021 08:10	SU BUY 2G	4635.00			@ESM23	Emerald LONG DTL
	LExit	12/6/2021 13:20	SU SELL 1G	4662.75	1	\$1,381.00		
357	Buy	12/7/2021 08:00	SU BUY 2G	4737.00			@ESM23	Emerald LONG DTL
	LExit	12/7/2021 11:30	SU SELL 1G	4755.75	1	\$931.00		
358	Buy	12/10/2021 08:30	SU BUY 2G	4766.50			@ESM23	Emerald LONG DTL
	LExit	12/10/2021 09:10	SU SELL 1G	4752.25	1	(\$719.00)		
359	Buy	12/22/2021 09:00	SU BUY 2G	4742.25			@ESM23	Emerald LONG DTL
	LExit	12/22/2021 12:00	SU SELL 1G	4744.75	1	\$118.50		
360	Buy	12/23/2021 08:40	SU BUY 2G	4791.75			@ESM23	Emerald LONG DTL
	LExit	12/23/2021 11:40	SU SELL 1G	4798.00	1	\$306.00		

361	Buy	12/27/2021 08:00	SU BUY 2G	4820.25			@ESM23	Emerald LONG DTL
	LExit	12/27/2021 14:00	End of Day Exit	4859.00	1	\$1,931.00		
362	Buy	12/28/2021 08:10	SU BUY 2G	4871.00			@ESM23	Emerald LONG DTL
	LExit	12/28/2021 08:40	SU SELL 1G	4865.25	1	(\$294.00)		
363	Buy	12/30/2021 08:30	SU BUY 2G	4875.25			@ESM23	Emerald LONG DTL
	LExit	12/30/2021 10:40	SU SELL 1G	4866.25	1	(\$456.50)		
364	Buy	1/12/2022 08:20	SU BUY 2G	4813.50			@ESM23	Emerald LONG DTL
	LExit	1/12/2022 09:10	SU SELL 1G	4790.75	1	(\$1,144.00)		
365	Buy	1/26/2022 08:10	SU BUY 2G	4501.50			@ESM23	Emerald LONG DTL
	LExit	1/26/2022 08:40	Stop Loss	4465.50	1	(\$1,806.50)		
366	Buy	2/2/2022 08:20	SU BUY 2G	4638.00			@ESM23	Emerald LONG DTL
	LExit	2/2/2022 08:50	SU SELL 1G	4629.00	1	(\$456.50)		
367	Buy	2/9/2022 08:00	SU BUY 2G	4640.25			@ESM23	Emerald LONG DTL
	LExit	2/9/2022 08:20	Stop Loss	4633.25	1	(\$356.50)		
368	Buy	2/15/2022 08:30	SU BUY 2G	4522.50			@ESM23	Emerald LONG DTL
	LExit	2/15/2022 11:10	SU SELL 1G	4518.75	1	(\$194.00)		
369	Buy	2/25/2022 08:00	SU BUY 2G	4384.50			@ESM23	Emerald LONG DTL
	LExit	2/25/2022 10:00	Profit Target	4446.75	1	\$3,106.00		
370	Buy	3/2/2022 08:40	SU BUY 2G	4422.50			@ESM23	Emerald LONG DTL
	LExit	3/2/2022 14:00	End of Day Exit	4457.00	1	\$1,718.50		
371	Buy	3/9/2022 08:50	SU BUY 2G	4340.00			@ESM23	Emerald LONG DTL
	LExit	3/9/2022 09:10	SU SELL 1G	4345.00	1	\$243.50		
372	Buy	3/16/2022 08:00	SU BUY 2G	4402.75			@ESM23	Emerald LONG DTL
	LExit	3/16/2022 08:10	Stop Loss	4395.75	1	(\$356.50)		
373	Buy	3/22/2022 08:30	SU BUY 2G	4576.50			@ESM23	Emerald LONG DTL
	LExit	3/22/2022 10:20	SU SELL 1G	4582.25	1	\$281.00		
374	Buy	3/25/2022 08:30	SU BUY 2G	4609.00			@ESM23	Emerald LONG DTL
	LExit	3/25/2022 09:50	SU SELL 1G	4587.00	1	(\$1,106.50)		
375	Buy	4/12/2022 08:00	SU BUY 2G	4537.50			@ESM23	Emerald LONG DTL
	LExit	4/12/2022 08:30	Stop Loss	4530.50	1	(\$356.50)		
376	Buy	4/21/2022 08:00	SU BUY 2G	4590.25			@ESM23	Emerald LONG DTL
	LExit	4/21/2022 08:10	Stop Loss	4583.25	1	(\$356.50)		
377	Buy	4/27/2022 08:00	SU BUY 2G	4305.50			@ESM23	Emerald LONG DTL
	LExit	4/27/2022 08:20	Stop Loss	4269.50	1	(\$1,806.50)		
378	Buy	5/13/2022 08:00	SU BUY 2G	4059.25			@ESM23	Emerald LONG DTL
	LExit	5/13/2022 10:20	Profit Target	4117.00	1	\$2,881.00		
379	Buy	5/23/2022 08:40	SU BUY 2G	4027.50			@ESM23	Emerald LONG DTL
	LExit	5/23/2022 12:30	SU SELL 1G	4058.75	1	\$1,556.00		
380	Buy	5/26/2022 08:00	SU BUY 2G	4104.00			@ESM23	Emerald LONG DTL
	LExit	5/26/2022 13:50	SU SELL 1G	4144.25	1	\$2,006.00		
381	Buy	5/27/2022 08:00	SU BUY 2G	4192.75			@ESM23	Emerald LONG DTL
	LExit	5/27/2022 11:10	SU SELL 1G	4211.75	1	\$943.50		
382	Buy	5/30/2022 08:10	SU BUY 2G	4255.75			@ESM23	Emerald LONG DTL
	LExit	5/30/2022 14:00	End of Day Exit	4262.00	1	\$306.00		
383	Buy	6/6/2022 08:20	SU BUY 2G	4248.25			@ESM23	Emerald LONG DTL
	LExit	6/6/2022 09:40	SU SELL 1G	4220.75	1	(\$1,381.50)		
384	Buy	6/17/2022 08:00	SU BUY 2G	3783.00			@ESM23	Emerald LONG DTL
	LExit	6/17/2022 08:30	Stop Loss	3747.00	1	(\$1,806.50)		
385	Buy	6/20/2022 08:40	SU BUY 2G	3789.75			@ESM23	Emerald LONG DTL
	LExit	6/20/2022 11:00	SU SELL 1G	3800.00	1	\$506.00		
386	Buy	6/21/2022 08:00	SU BUY 2G	3836.75			@ESM23	Emerald LONG DTL
	LExit	6/21/2022 10:00	SU SELL 1G	3850.25	1	\$668.50		
387	Buy	6/24/2022 08:00	SU BUY 2G	3940.25			@ESM23	Emerald LONG DTL
	LExit	6/24/2022 14:00	Profit Target	3996.25	1	\$2,793.50		
388	Buy	6/28/2022 08:00	SU BUY 2G	4028.50			@ESM23	Emerald LONG DTL
	LExit	6/28/2022 08:10	Stop Loss	4020.00	1	(\$431.50)		
389	Buy	7/7/2022 08:00	SU BUY 2G	3973.00			@ESM23	Emerald LONG DTL
	LExit	7/7/2022 14:00	End of Day Exit	3987.00	1	\$693.50		
390	Buy	7/15/2022 08:30	SU BUY 2G	3927.25			@ESM23	Emerald LONG DTL
	LExit	7/15/2022 11:40	SU SELL 1G	3943.25	1	\$793.50		

391	Buy	7/27/2022 08:00	SU BUY 2G	4052.50			@ESM23	Emerald LONG DTL
	LExit	7/27/2022 11:30	SU SELL 1G	4056.00	1	\$168.50		
392	Buy	7/29/2022 08:00	SU BUY 2G	4184.00			@ESM23	Emerald LONG DTL
	LExit	7/29/2022 10:50	SU SELL 1G	4194.50	1	\$518.50		
393	Buy	8/3/2022 08:20	SU BUY 2G	4216.75			@ESM23	Emerald LONG DTL
	LExit	8/3/2022 08:40	SU SELL 1G	4211.75	1	(\$256.50)		
394	Buy	8/8/2022 08:00	SU BUY 2G	4264.25			@ESM23	Emerald LONG DTL
	LExit	8/8/2022 08:30	Stop Loss	4257.25	1	(\$356.50)		
395	Buy	8/11/2022 08:10	SU BUY 2G	4326.75			@ESM23	Emerald LONG DTL
	LExit	8/11/2022 09:40	SU SELL 1G	4315.25	1	(\$581.50)		
396	Buy	8/25/2022 08:10	SU BUY 2G	4253.50			@ESM23	Emerald LONG DTL
	LExit	8/25/2022 09:50	SU SELL 1G	4248.00	1	(\$281.50)		
397	Buy	9/9/2022 08:20	SU BUY 2G	4137.00			@ESM23	Emerald LONG DTL
	LExit	9/9/2022 11:10	SU SELL 1G	4145.25	1	\$406.00		
398	Buy	9/12/2022 08:00	SU BUY 2G	4183.25			@ESM23	Emerald LONG DTL
	LExit	9/12/2022 10:00	Stop Loss	4176.25	1	(\$356.50)		
399	Buy	10/4/2022 08:00	SU BUY 2G	3845.25			@ESM23	Emerald LONG DTL
	LExit	10/4/2022 11:20	Stop Loss	3838.25	1	(\$356.50)		
400	Buy	10/17/2022 08:00	SU BUY 2G	3757.50			@ESM23	Emerald LONG DTL
	LExit	10/17/2022 08:10	Stop Loss	3746.75	1	(\$544.00)		
401	Buy	10/25/2022 08:00	SU BUY 2G	3904.00			@ESM23	Emerald LONG DTL
	LExit	10/25/2022 11:40	SU SELL 1G	3916.75	1	\$631.00		
402	Buy	10/28/2022 08:00	SU BUY 2G	3913.50			@ESM23	Emerald LONG DTL
	LExit	10/28/2022 12:40	Profit Target	3969.25	1	\$2,781.00		
403	Buy	11/10/2022 08:10	SU BUY 2G	3978.50			@ESM23	Emerald LONG DTL
	LExit	11/10/2022 11:20	SU SELL 1G	3983.00	1	\$218.50		
404	Buy	11/23/2022 08:00	SU BUY 2G	4087.75			@ESM23	Emerald LONG DTL
	LExit	11/23/2022 10:40	SU SELL 1G	4084.00	1	(\$194.00)		
405	Buy	11/24/2022 08:40	SU BUY 2G	4110.25			@ESM23	Emerald LONG DTL
	LExit	11/24/2022 14:00	End of Day Exit	4109.25	1	(\$56.50)		
406	Buy	12/8/2022 08:10	SU BUY 2G	4031.25			@ESM23	Emerald LONG DTL
	LExit	12/8/2022 09:40	SU SELL 1G	4028.25	1	(\$156.50)		
407	Buy	12/14/2022 08:00	SU BUY 2G	4100.75			@ESM23	Emerald LONG DTL
	LExit	12/14/2022 11:40	SU SELL 1G	4111.50	1	\$531.00		
408	Buy	12/21/2022 08:00	SU BUY 2G	3917.00			@ESM23	Emerald LONG DTL
	LExit	12/21/2022 08:10	Stop Loss	3910.00	1	(\$356.50)		
409	Buy	12/28/2022 08:00	SU BUY 2G	3906.75			@ESM23	Emerald LONG DTL
	LExit	12/28/2022 08:30	SU SELL 1G	3897.75	1	(\$456.50)		
410	Buy	12/29/2022 08:00	SU BUY 2G	3888.00			@ESM23	Emerald LONG DTL
	LExit	12/29/2022 12:10	SU SELL 1G	3912.50	1	\$1,218.50		
411	Buy	1/6/2023 08:20	SU BUY 2G	3897.75			@ESM23	Emerald LONG DTL
	LExit	1/6/2023 12:40	Profit Target	3953.25	1	\$2,768.50		
412	Buy	1/9/2023 08:10	SU BUY 2G	3986.75			@ESM23	Emerald LONG DTL
	LExit	1/9/2023 11:30	SU SELL 1G	3990.75	1	\$193.50		
413	Buy	1/11/2023 08:00	SU BUY 2G	3997.00			@ESM23	Emerald LONG DTL
	LExit	1/11/2023 08:10	Stop Loss	3990.00	1	(\$356.50)		
414	Buy	1/18/2023 08:10	SU BUY 2G	4062.25			@ESM23	Emerald LONG DTL
	LExit	1/18/2023 09:10	Stop Loss	4026.25	1	(\$1,806.50)		
415	Buy	1/23/2023 08:10	SU BUY 2G	4043.00			@ESM23	Emerald LONG DTL
	LExit	1/23/2023 11:40	SU SELL 1G	4083.75	1	\$2,031.00		
416	Buy	2/13/2023 08:00	SU BUY 2G	4149.25			@ESM23	Emerald LONG DTL
	LExit	2/13/2023 13:10	SU SELL 1G	4172.00	1	\$1,131.00		
417	Buy	2/27/2023 08:10	SU BUY 2G	4049.25			@ESM23	Emerald LONG DTL
	LExit	2/27/2023 09:20	SU SELL 1G	4040.25	1	(\$456.50)		
418	Buy	3/3/2023 08:10	SU BUY 2G	4048.25			@ESM23	Emerald LONG DTL
	LExit	3/3/2023 14:00	End of Day Exit	4084.00	1	\$1,781.00		
419	Buy	3/6/2023 08:20	SU BUY 2G	4105.00			@ESM23	Emerald LONG DTL
	LExit	3/6/2023 11:10	SU SELL 1G	4100.75	1	(\$219.00)		
420	Buy	3/9/2023 08:00	SU BUY 2G	4051.50			@ESM23	Emerald LONG DTL
	LExit	3/9/2023 08:10	Stop Loss	4044.50	1	(\$356.50)		
421	Buy	3/14/2023 08:00	SU BUY 2G	3949.25			@ESM23	Emerald LONG DTL

	LExit	3/14/2023 11:10	Stop Loss	3942.25	1	(\$356.50)		
422	Buy	3/20/2023 08:00	SU BUY 2G	3959.75			@ESM23	Emerald LONG DTL
	LExit	3/20/2023 10:40	SU SELL 1G	3965.00	1	\$256.00		
423	Buy	3/30/2023 08:10	SU BUY 2G	4085.00			@ESM23	Emerald LONG DTL
	LExit	3/30/2023 08:40	SU SELL 1G	4082.25	1	(\$144.00)		
424	Buy	3/31/2023 08:00	SU BUY 2G	4099.75			@ESM23	Emerald LONG DTL
	LExit	3/31/2023 12:10	SU SELL 1G	4116.00	1	\$806.00		

Portfolio Settings

Initial Capital:	\$25,000.00 [Fixed]
Results:	Actual
Entry Restrictions:	None
Dates:	Custom [1/1/2017 - 4/1/2023]
Commission & Slippage:	FileValues

Portfolio Files

Symbol	Strategy	File Name	Commission	Slippage	Margin	Margin(%)	Weight
@ESM23	Emerald LONG DTL	Emerald LONG DTL.xml	\$3.25	\$0.00	\$0.00		1

U.S. Government Required Disclaimer - Commodity Futures, Trading Commission Futures, Derivatives and Options trading has large potential rewards, but also large potential risk. You must be aware of the risks and be willing to accept them in order to invest in the futures and options markets. Don't trade with money you can't afford to lose. This website is neither a solicitation nor an offer to Buy/Sell futures, options, or any other assets. The past performance of any trading system or methodology is not necessarily indicative of future results.

CFTC rule 4.41 - Hypothetical or simulated performance results have certain limitations. Unlike an actual performance record, simulated results do not represent actual trading. Also, since the trades have not been executed, the results may have under-or-over compensated for the impact, if any, of certain market factors, such as lack of liquidity. Simulated trading programs in general are also subject to the fact that they are designed with the benefit of hindsight. No representation is being made that any account will or is likely to achieve profit or losses similar to those shown.